



US00D627027S

(12) **United States Design Patent**
Girard et al.

(10) **Patent No.:** **US D627,027 S**
(45) **Date of Patent:** **** Nov. 9, 2010**

(54) **SKI BINDING**

(75) Inventors: **François Girard**, Veyrier du Lac (FR);
Eddy Yelovina, Seynod (FR); **Adeline Faguer**, Moye (FR)

(73) Assignee: **Salomon S.A.S.**, Metz-Tessy (FR)

(**) Term: **14 Years**

(21) Appl. No.: **29/277,934**

(22) Filed: **Mar. 14, 2007**

(30) **Foreign Application Priority Data**

Sep. 15, 2006 (EM) 000588876

(51) **LOC (9) Cl.** **21-02**

(52) **U.S. Cl.** **D21/773**

(58) **Field of Classification Search** D21/760,
D21/761, 765, 766, 801, 803; 441/65-66,
441/68-69, 72-78, 79; D12/6; 280/11.3,
280/11.31, 601-606, 609-610

See application file for complete search history.

(56) **References Cited**

U.S. PATENT DOCUMENTS

D322,300	S	12/1991	Provence et al.	
D323,200	S	1/1992	Mermillod	
D329,267	S *	9/1992	Arnulf	D21/773
D341,640	S *	11/1993	Hauglin	D21/773
D341,864	S *	11/1993	Hauglin	D21/773
5,480,175	A *	1/1996	Astier et al.	280/607
5,730,457	A *	3/1998	Couderc et al.	280/602
5,746,439	A *	5/1998	Boehm et al.	280/602
5,758,894	A *	6/1998	Maggiolo	280/602
5,794,963	A	8/1998	Girard	

6,017,050	A	1/2000	Girard	
D425,955	S *	5/2000	Girard et al.	D21/773
6,435,537	B2	8/2002	Veux	
D501,525	S *	2/2005	Saillet	D21/773
6,964,428	B2	11/2005	Quellais et al.	
D537,140	S *	2/2007	Battistoni	D21/773
D538,372	S *	3/2007	Bonnemere	D21/773
2002/0014757	A1 *	2/2002	Silva	280/607
2006/0012151	A1	1/2006	Girard et al.	

OTHER PUBLICATIONS

U.S. Appl. No. 11/639,289 (Miette et al.), filed Dec. 15, 2006.
U.S. Appl. No. 11/692,419 (Miette et al.), filed Mar. 28, 2007.
U.S. Appl. No. 11/639,289 (Philippe Miette et al.), filed Dec. 15, 2006.
U.S. Appl. No. 11/692,419 (Philippe Miette et al.), filed Mar. 28, 2007.

* cited by examiner

Primary Examiner—Janice E Seeger

Assistant Examiner—Zenia I Bennett

(74) *Attorney, Agent, or Firm*—Greenblum & Bernstein, P.L.C.

(57) **CLAIM**

We claim the ornamental design for a ski binding, as shown and described.

DESCRIPTION

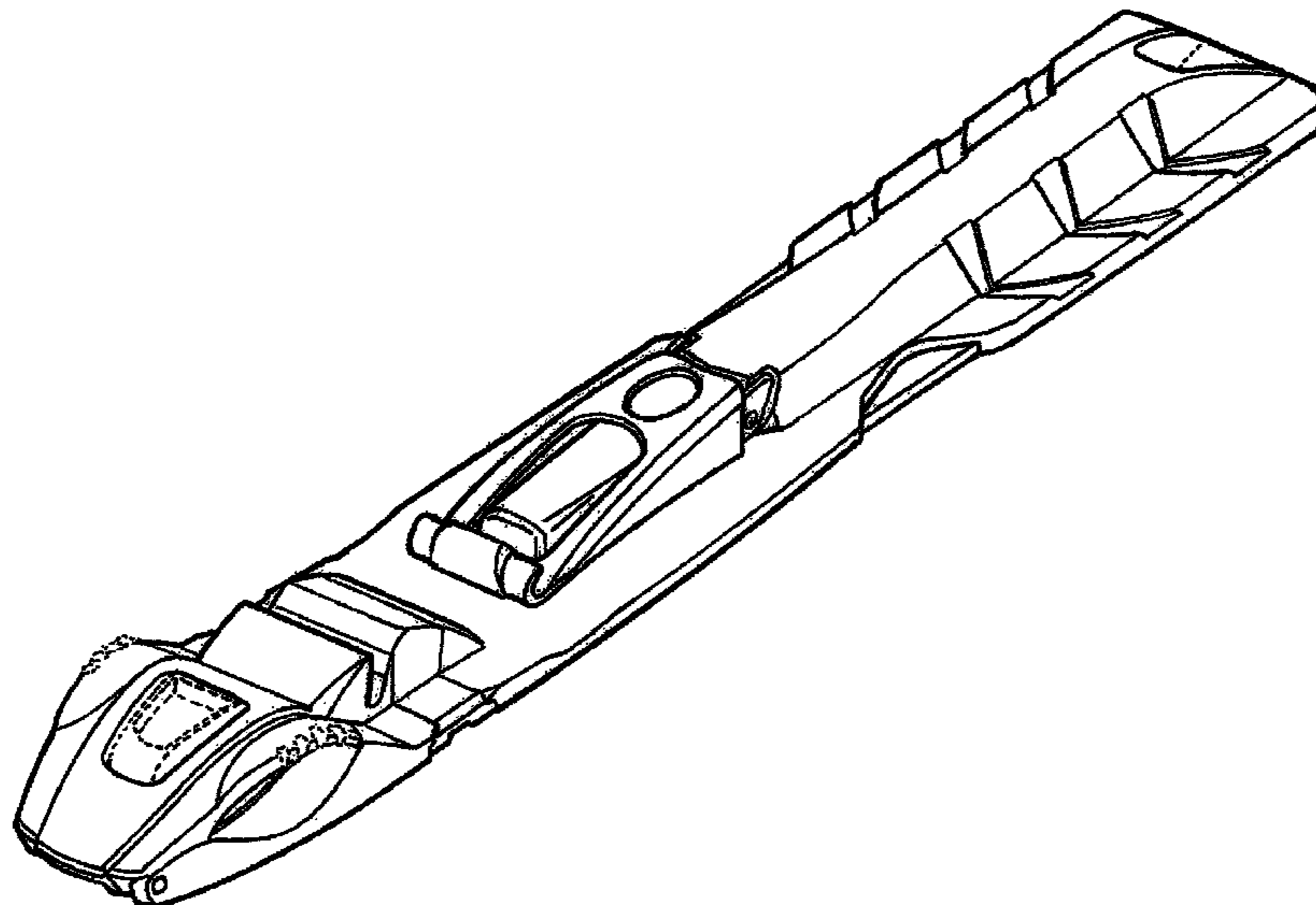
FIG. 1 is a perspective view of a ski binding, showing our new design;

FIG. 2 is a top view thereof; and,

FIG. 3 is a side view thereof.

The bottom of the ski binding does not form part of the claim.

1 Claim, 2 Drawing Sheets



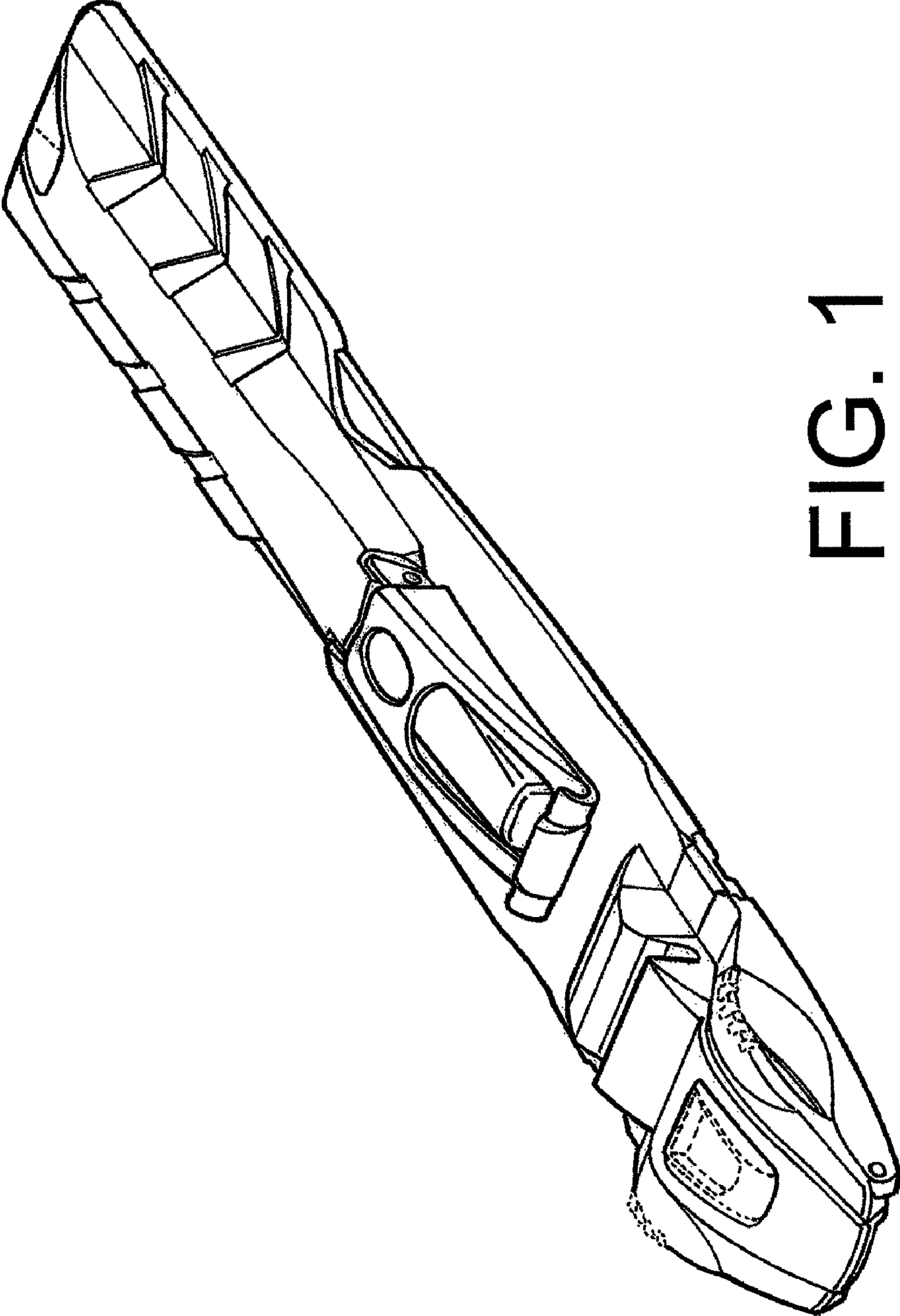


FIG. 1

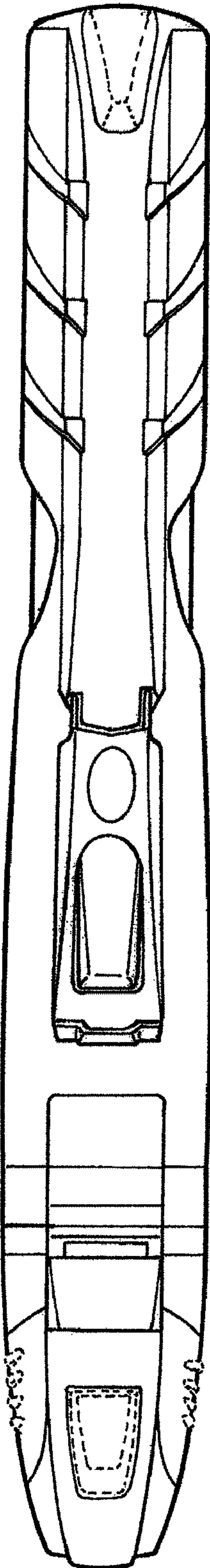


FIG. 2

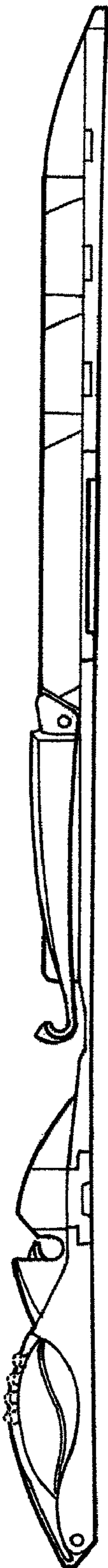


FIG. 3