



US00D627024S

(12) **United States Design Patent**  
**Kuan**

(10) **Patent No.:** **US D627,024 S**  
(45) **Date of Patent:** **\*\* Nov. 9, 2010**

(54) **GOLF CLUB HEAD**

(75) Inventor: **Jimmy H. Kuan**, West Covina, CA (US)

(73) Assignee: **SRI Sports Limited**, Kobe-shi (JP)

(\*\*) Term: **14 Years**

(21) Appl. No.: **29/367,014**

(22) Filed: **Aug. 2, 2010**

(51) **LOC (9) Cl.** ..... **21-02**

(52) **U.S. Cl.** ..... **D21/759**

(58) **Field of Classification Search** ..... D21/733,  
D21/752, 759; 473/324–331, 343–346

See application file for complete search history.

(56) **References Cited**

U.S. PATENT DOCUMENTS

D379,391 S	5/1997	Moore	
D412,545 S *	8/1999	Best et al. ....	D21/759
D425,158 S	5/2000	Long et al.	
D433,073 S *	10/2000	Sodano ....	D21/752
D437,373 S *	2/2001	Satoh et al. ....	D21/752
6,332,848 B1	12/2001	Long et al.	
D469,141 S *	1/2003	Poynor et al. ....	D21/759
D489,425 S *	5/2004	Rice et al. ....	D21/759
D494,240 S *	8/2004	Schweigert ....	D21/759
D518,129 S	3/2006	Poynor et al.	
D521,093 S	5/2006	Jorgensen et al.	
D521,584 S	5/2006	Imamoto	
D534,979 S	1/2007	Chau et al.	
D535,342 S	1/2007	Evans et al.	
D536,049 S	1/2007	Evans et al.	
D536,402 S	2/2007	Kawami	
D537,139 S	2/2007	Breier et al.	
D537,895 S	3/2007	Breier et al.	
D538,370 S	3/2007	Breier et al.	
D538,871 S	3/2007	Barez et al.	
D541,364 S	4/2007	Barez et al.	
D544,059 S *	6/2007	Roberts et al. ....	D21/759
D544,561 S	6/2007	Oldknow	
D550,800 S	9/2007	Ruggiero et al.	
D553,210 S	10/2007	Harvell et al.	
D560,737 S *	1/2008	Roberts et al. ....	D21/759

D564,056 S	3/2008	Chen et al.	
D566,213 S *	4/2008	Kim et al. ....	D21/752
D566,214 S	4/2008	Evans et al.	
D569,464 S	5/2008	Hettinger et al.	
D569,941 S	5/2008	Evans et al.	
D571,882 S	6/2008	Soracco	
D576,699 S	9/2008	Pergande et al.	
D585,952 S	2/2009	Kohno	
D586,415 S	2/2009	Kohno	
D587,772 S	3/2009	Ferguson et al.	
D587,773 S	3/2009	Kuan	
D590,037 S	4/2009	Ruggiero et al.	

(Continued)

OTHER PUBLICATIONS

Cleveland Golf Launcher DST Drive, info and specs found at [http://www.clevelandgolf.com/US\\_launcher-dst-driver\\_launcher\\_dst\\_drv\\_viewProd\\_drivers.html](http://www.clevelandgolf.com/US_launcher-dst-driver_launcher_dst_drv_viewProd_drivers.html).

*Primary Examiner*—Mitchell I Siegel  
(74) *Attorney, Agent, or Firm*—Oliff & Berridge, PLC

(57) **CLAIM**

The ornamental design for a golf club head, as shown and described.

**DESCRIPTION**

FIG. 1 is a bottom plan view of a golf club head embodying the inventive design.

FIG. 2 is a top plan view thereof.

FIG. 3 is a front perspective view thereof.

FIG. 4 is a heel-side elevational view thereof.

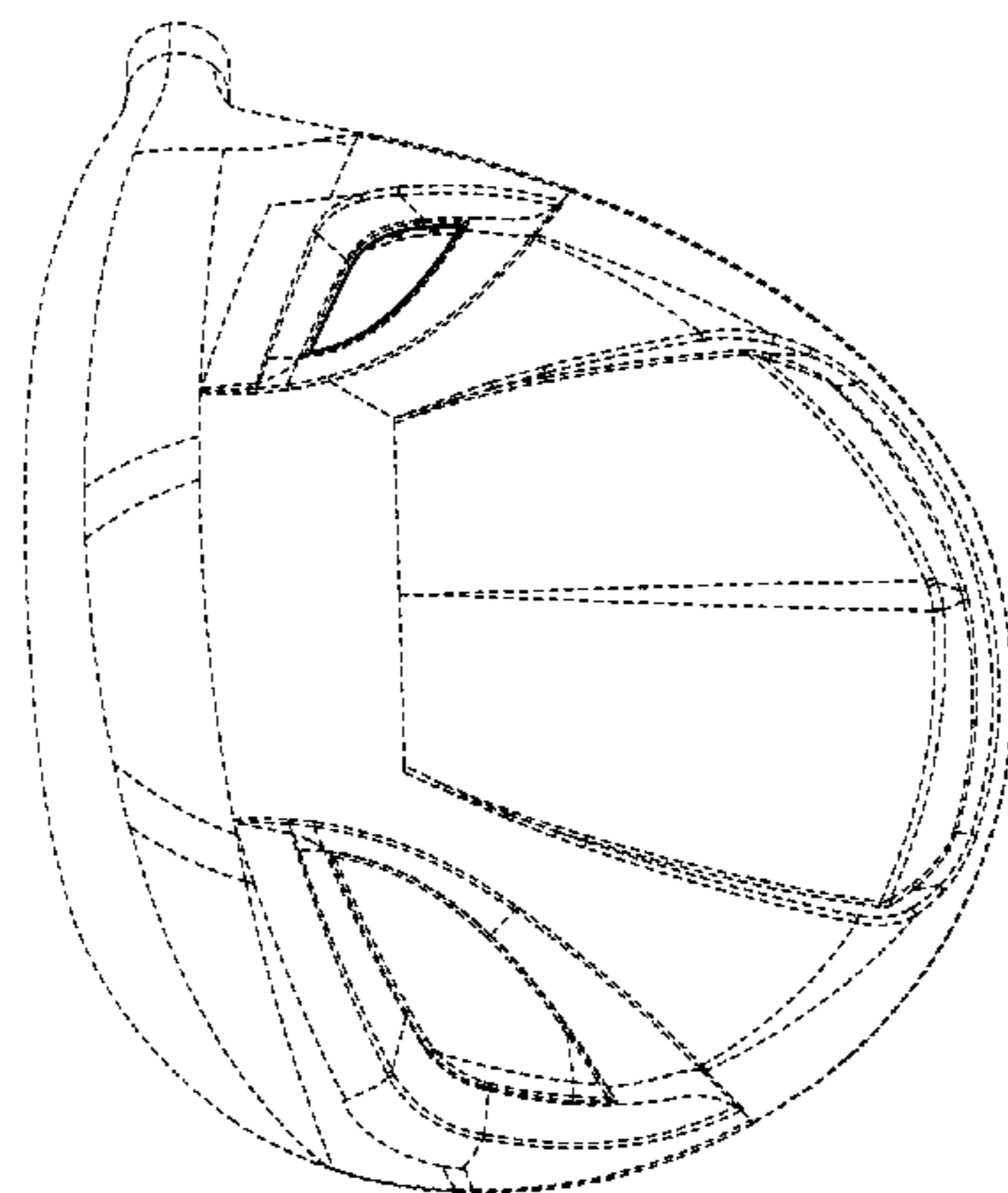
FIG. 5 is a toe-side elevational view thereof.

FIG. 6 is a rear elevational view thereof; and,

FIG. 7 is a front elevational view thereof.

The broken lines are directed to environment and are for illustrative purposes only; the broken lines form no part of the claimed design.

**1 Claim, 7 Drawing Sheets**



# US D627,024 S

Page 2

---

U.S. PATENT DOCUMENTS						
				D602,548 S	10/2009	Oldknow
				D602,550 S	10/2009	Oldknow
				D602,551 S	10/2009	Oldknow
				D602,552 S	10/2009	Oldknow
				7,717,807 B2	5/2010	Evans et al.
				D619,668 S	7/2010	Nunez et al.
				2010/0190574 A1	7/2010	Foster et al.
				* cited by examiner		
D591,810 S	5/2009	Murphy et al.				
D591,817 S	5/2009	Murphy et al.				
D591,818 S	5/2009	Roberts et al.				
D595,381 S *	6/2009	Waggoner et al. ....	D21/759			
D598,062 S	8/2009	Dipert et al.				
D598,510 S *	8/2009	Barez et al. ....	D21/752			

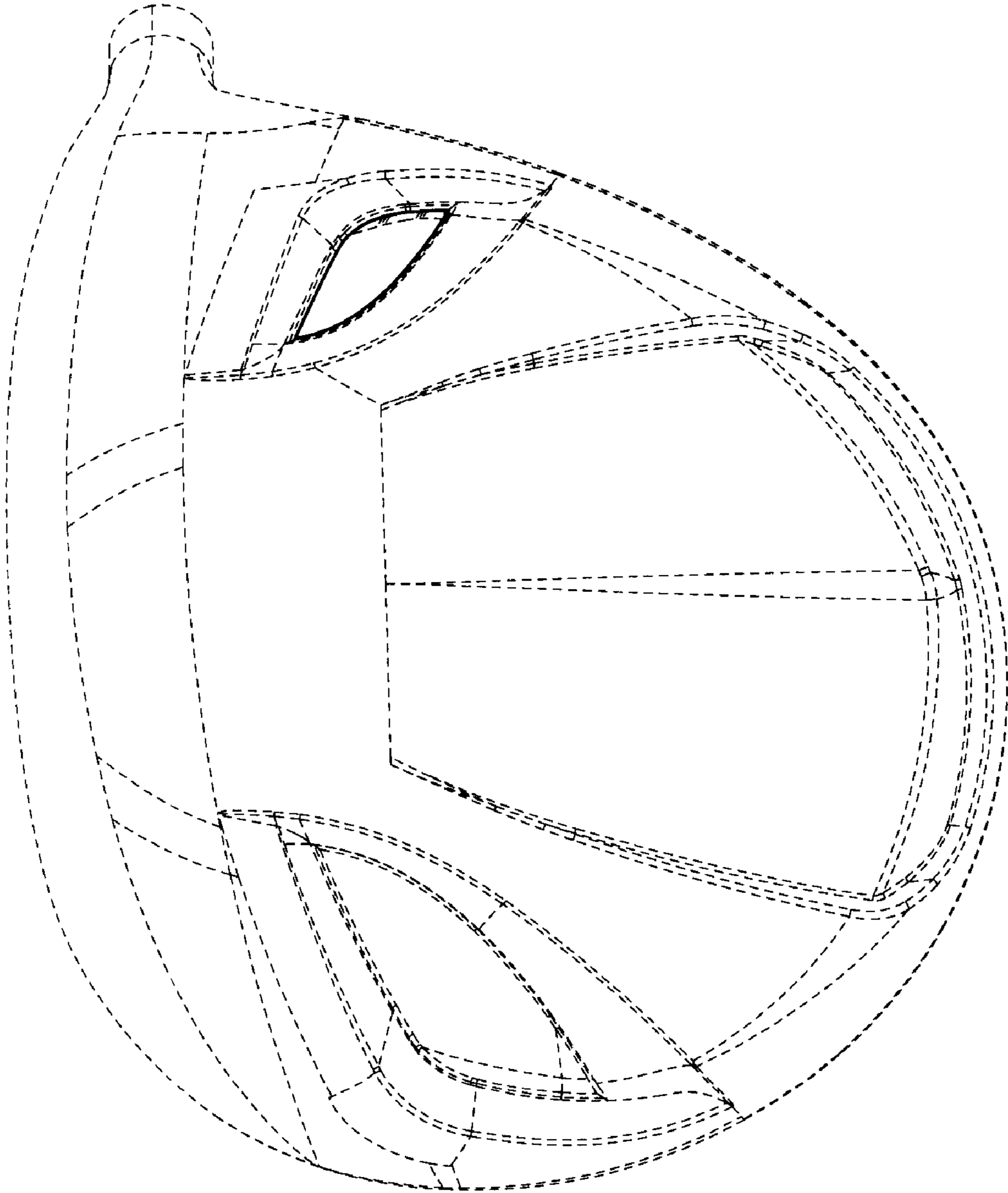


FIG. 1

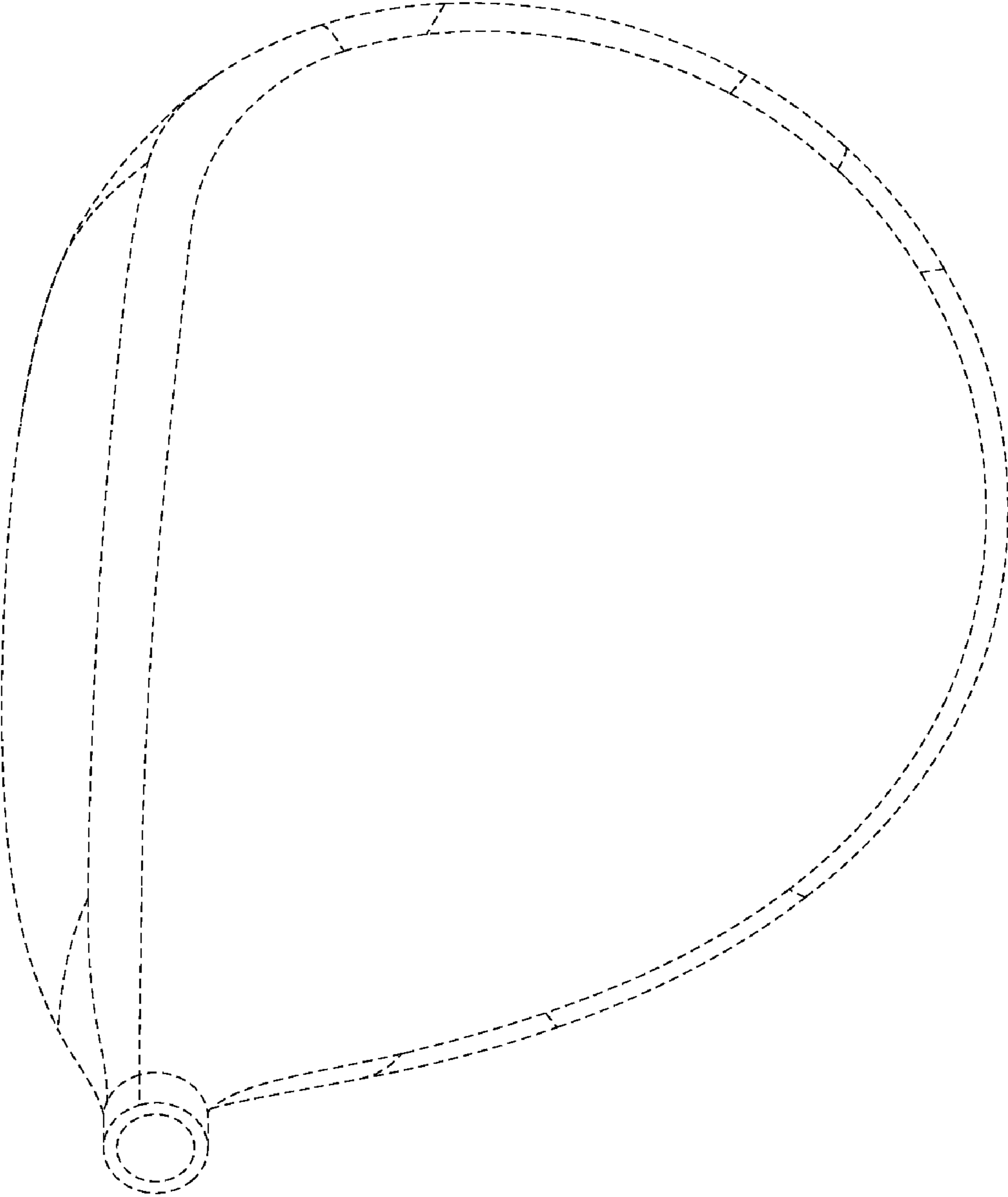


FIG. 2

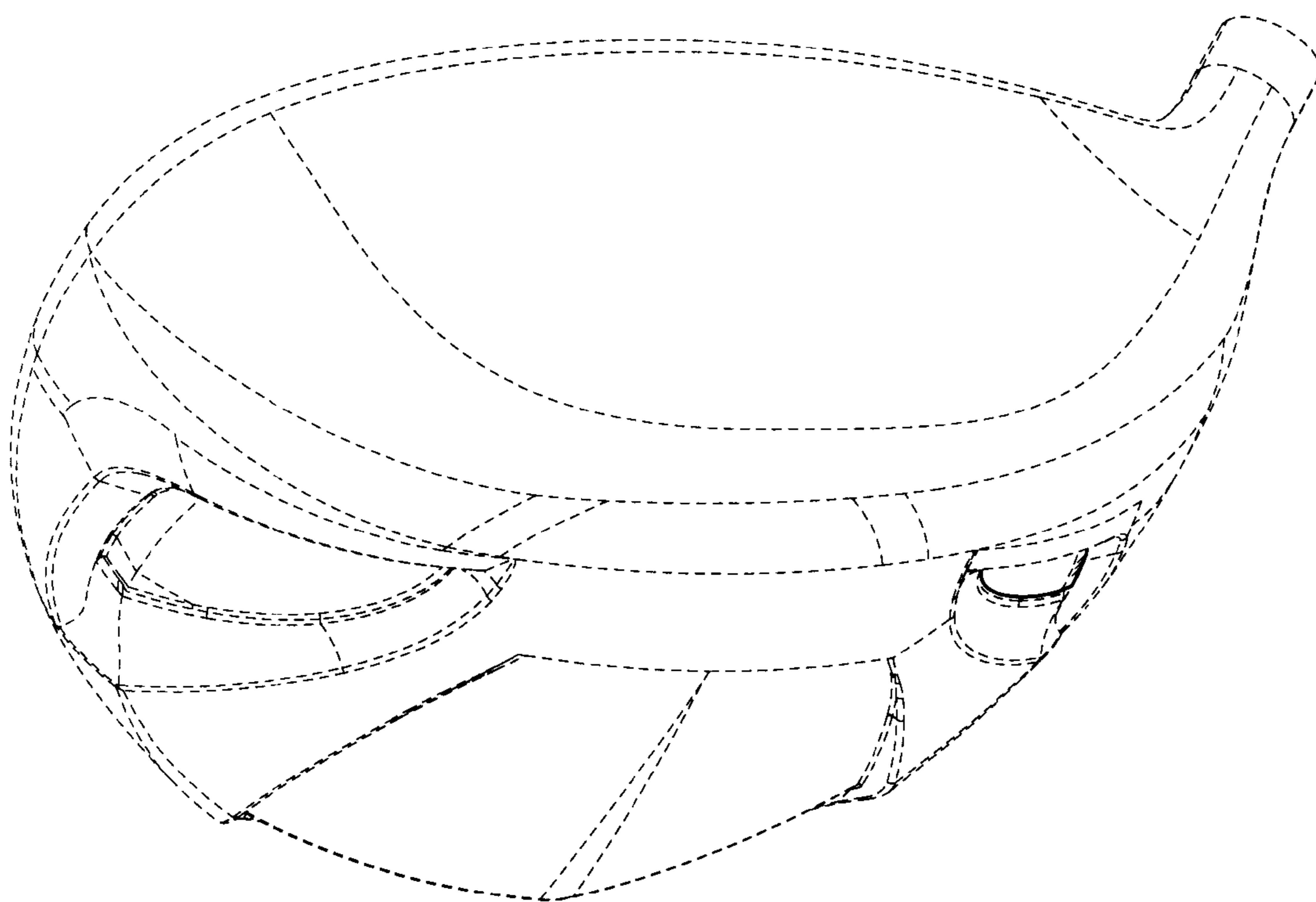


FIG. 3



FIG. 4

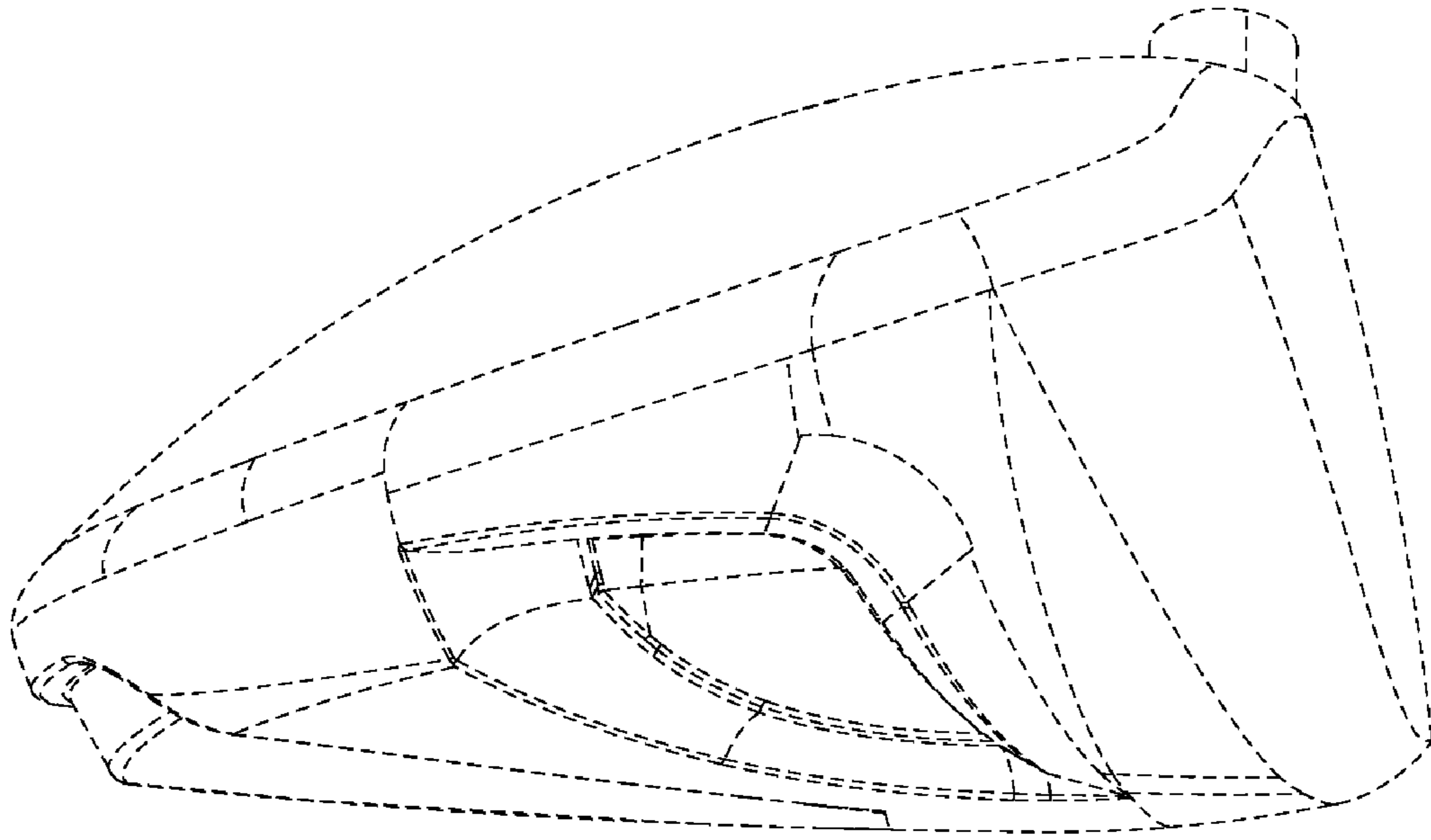


FIG. 5

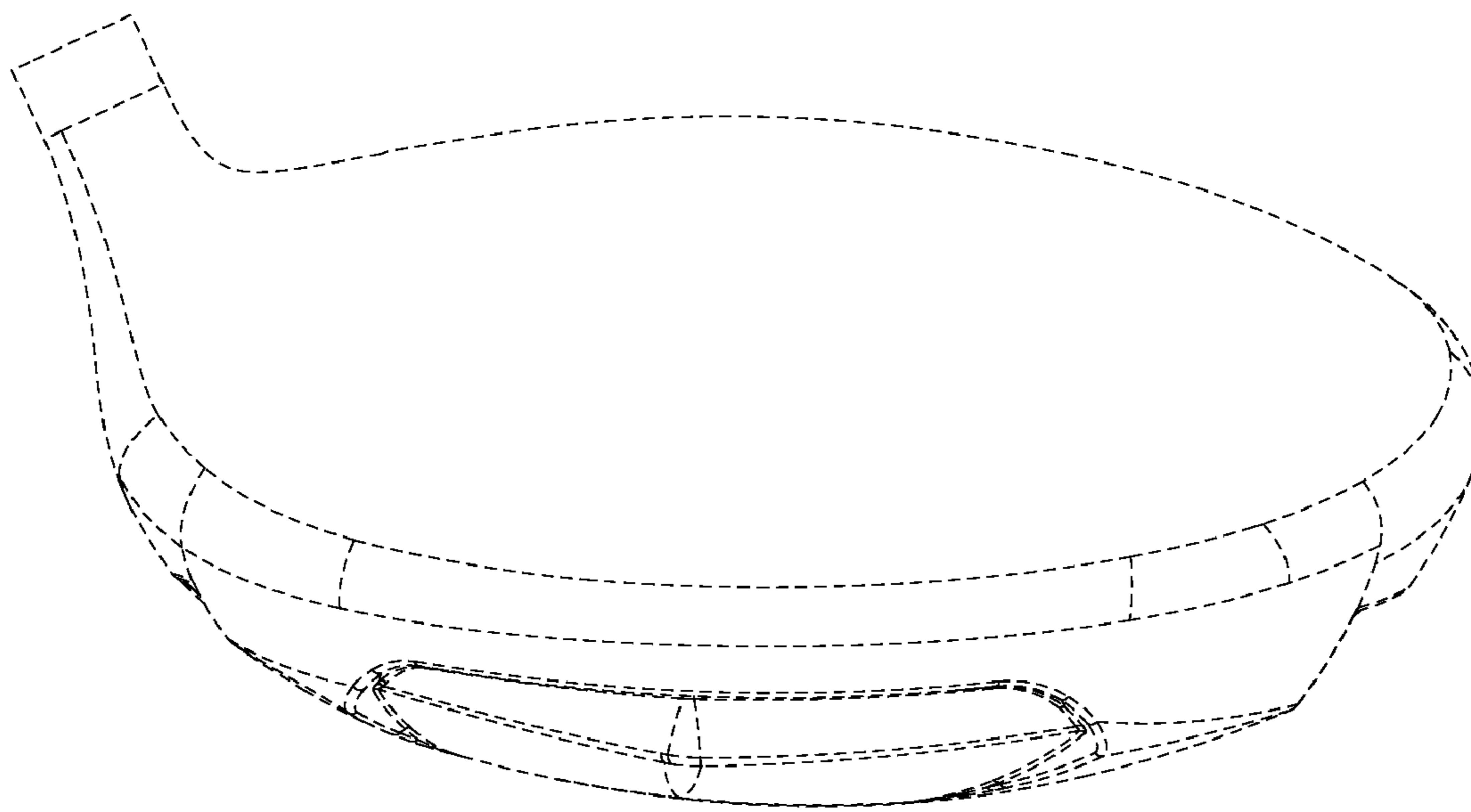


FIG. 6



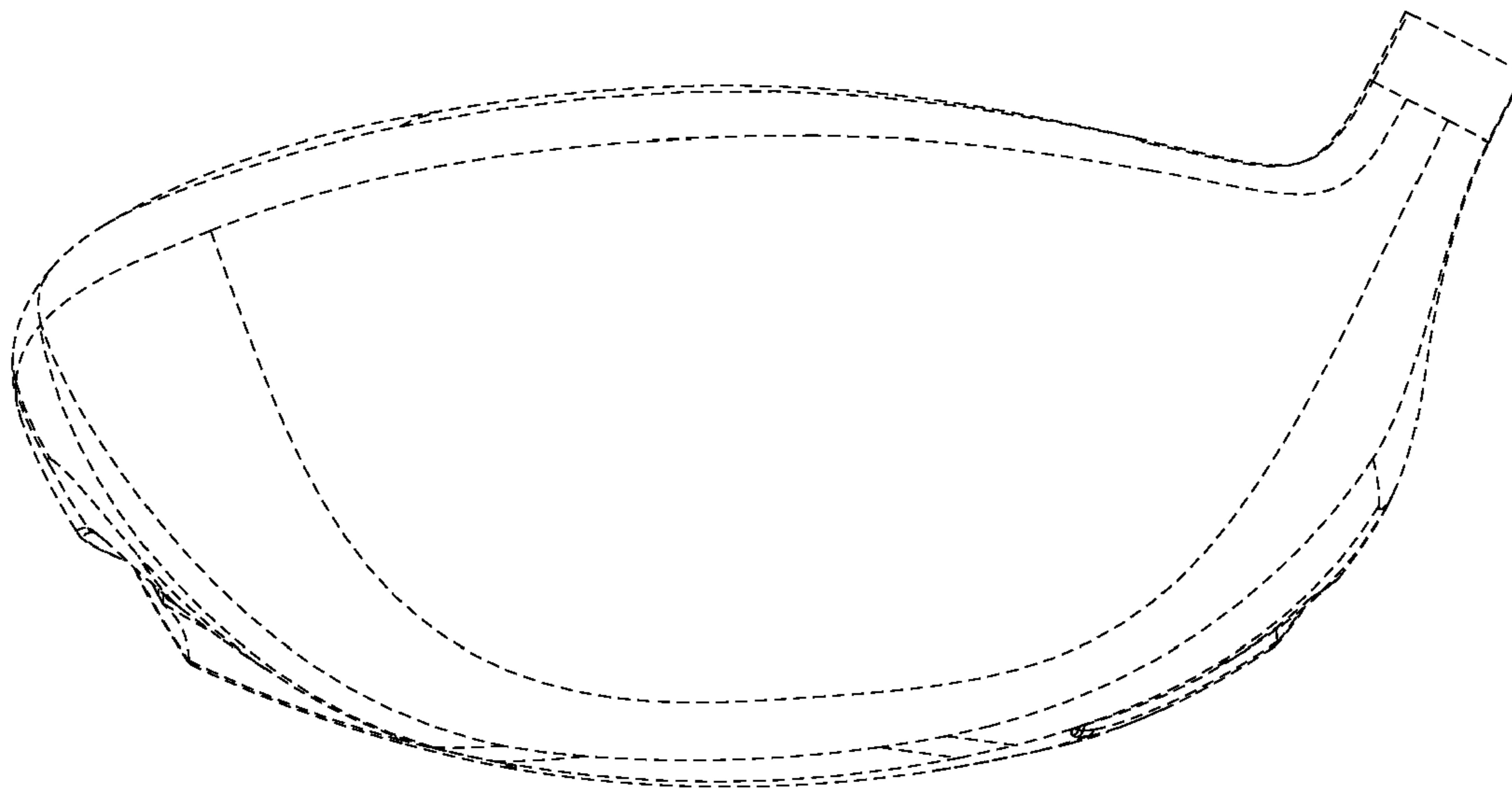


FIG. 7