



US00D627010S

(12) **United States Design Patent**
Routzong

(10) **Patent No.:** **US D627,010 S**

(45) **Date of Patent:** **** Nov. 9, 2010**

(54) **ROCKET TOY**

(76) Inventor: **Jim Routzong**, 7 Seafox La., Gloucester, MA (US) 01930

(**) Term: **14 Years**

(21) Appl. No.: **29/349,360**

(22) Filed: **Mar. 26, 2010**

(51) **LOC (9) Cl.** **21-01**

(52) **U.S. Cl.** **D21/452**

(58) **Field of Classification Search** D12/319,
D12/326; D21/436, 447-452; 446/34, 36,
446/230-232

See application file for complete search history.

(56) **References Cited**

U.S. PATENT DOCUMENTS

D191,293	S	*	9/1961	Willat	D21/452
D346,844	S	*	5/1994	D'Andrade	D21/452
6,752,682	B1	*	6/2004	Ferrell	446/230
D502,512	S	*	3/2005	Carbonero	D21/452
D543,593	S	*	5/2007	Lapointe	D21/452
7,228,802	B2	*	6/2007	Montefusco	102/529

2004/0224600 A1* 11/2004 Silverglate 446/34

* cited by examiner

Primary Examiner—Sandra Morris

(74) *Attorney, Agent, or Firm*—Howard C. Miskin, Esq.;
Gloria Tsui-Yip, Esq.

(57) **CLAIM**

The ornamental design for a rocket toy, as shown and described.

DESCRIPTION

FIG. 1 is a perspective view of a rocket toy showing my new design;

FIG. 2 is a right side perspective view thereof;

FIG. 3 is a left side perspective view thereof;

FIG. 4 is a top perspective view thereof,

FIG. 5 is a bottom perspective view thereof,

FIG. 6 is a front perspective view thereof;

FIG. 7 is a rear perspective view thereof; and,

FIG. 8 is a perspective view thereof, with the top opened.

1 Claim, 8 Drawing Sheets






FIGURE 1




FIGURE 2




FIGURE 3




FIGURE 4

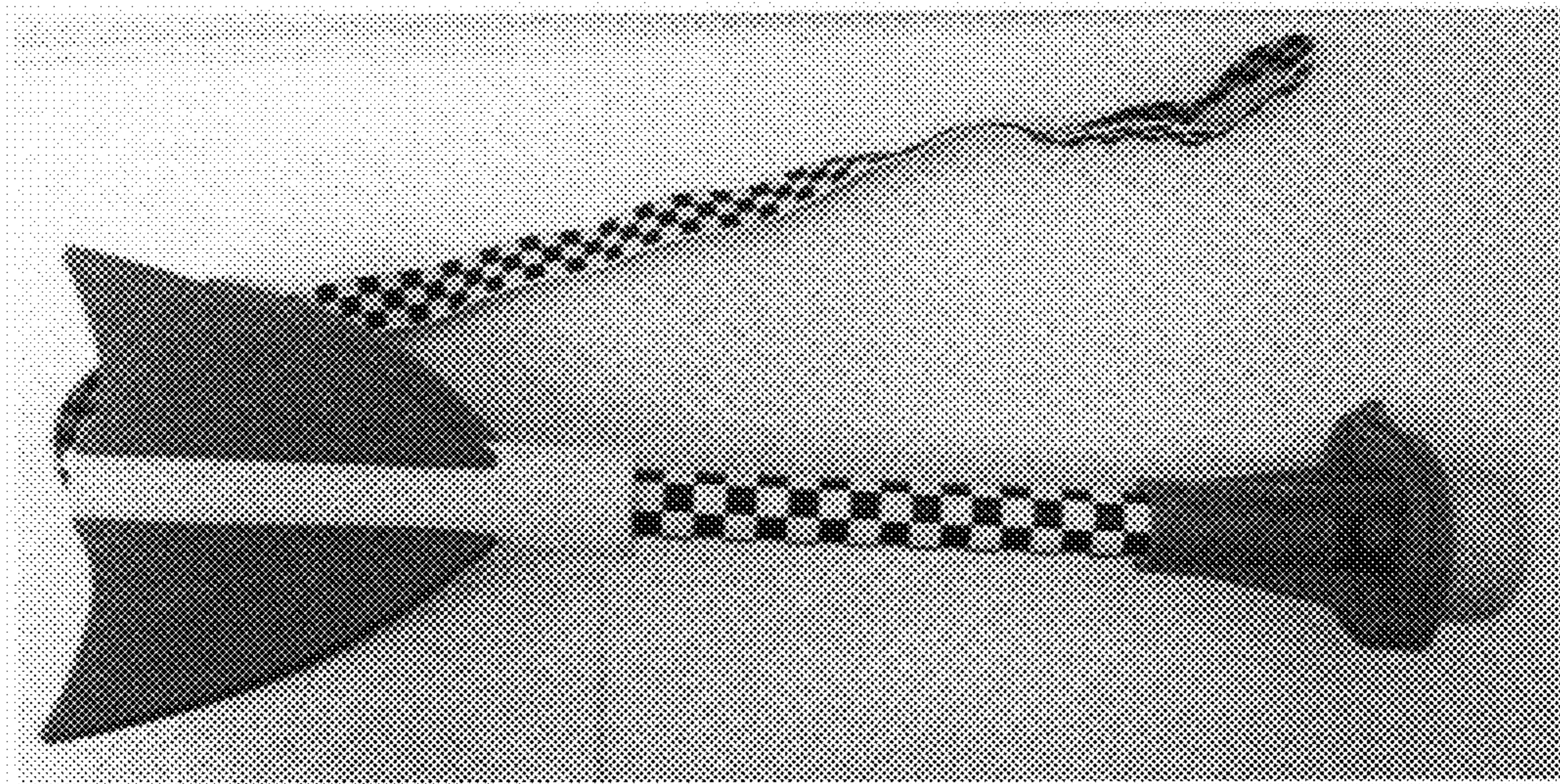


FIGURE 5




FIGURE 6




FIGURE 7




FIGURE 8