



US00D626995S

(12) **United States Design Patent**
Ikeda

(10) **Patent No.:** **US D626,995 S**

(45) **Date of Patent:** **** Nov. 9, 2010**

(54) **BALLPOINT PEN**

(75) Inventor: **Akinori Ikeda**, Tokyo (JP)

(73) Assignee: **Kabushiki Kaisha Pilot Corporation**,
Tokyo (JP)

(**) Term: **14 Years**

(21) Appl. No.: **29/297,718**

(22) Filed: **Nov. 16, 2007**

(30) **Foreign Application Priority Data**

May 16, 2007 (JP) 2007-012870

(51) **LOC (9) Cl.** **19-06**

(52) **U.S. Cl.** **D19/48**

(58) **Field of Classification Search** D19/35,
D19/36, 41-51, 53-57; 24/11 F, 11 P, 11 R;
401/52, 99, 100, 104-109, 192, 195, 196
See application file for complete search history.

(56) **References Cited**

U.S. PATENT DOCUMENTS

2,692,580 A * 10/1954 Kahn et al. 401/105
D400,922 S * 11/1998 Sakuno D19/48
D401,624 S * 11/1998 Sakuno D19/51
D407,114 S * 3/1999 Sakuno D19/48
D416,577 S * 11/1999 Andrews et al. D19/50

6,273,626 B1 * 8/2001 Yazawa 401/6
D464,083 S * 10/2002 Yoon D19/51
D478,627 S * 8/2003 Moon D19/51
D480,756 S * 10/2003 Hwang D19/48
D540,385 S * 4/2007 Qiu D19/48
D540,866 S * 4/2007 Qiu D19/48

* cited by examiner

Primary Examiner—Elizabeth A Albert

(74) *Attorney, Agent, or Firm*—Sughrue Mion, PLLC

(57) **CLAIM**

The ornamental design for a ballpoint pen, as shown and described.

DESCRIPTION

FIG. 1 is a perspective view of the top, front and right side of a ballpoint pen showing my new design, with the writing tip in a retracted position;

FIG. 2 is a top plan view thereof;

FIG. 3 is a front elevational view thereof;



FIG. 4 is a left side elevational view thereof;

FIG. 5 is a right side elevational view thereof;

FIG. 6 is a bottom view thereof; and,

FIG. 7 is a front elevational view thereof with the writing tip in an extended position.

1 Claim, 3 Drawing Sheets



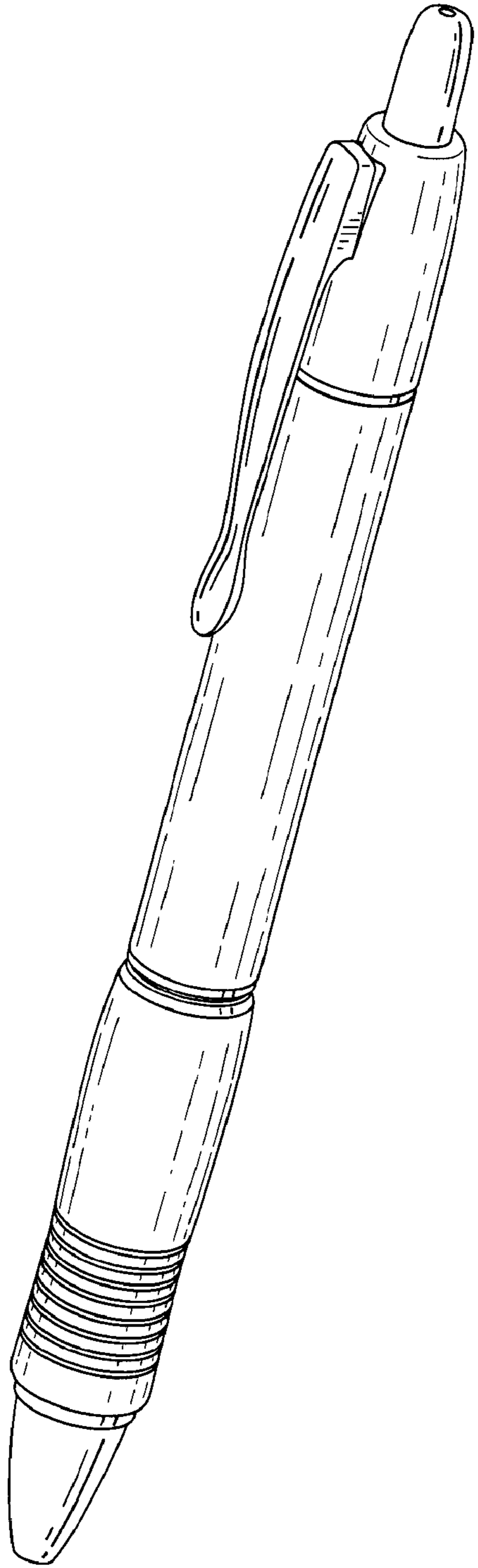


FIG. 1




FIG. 2

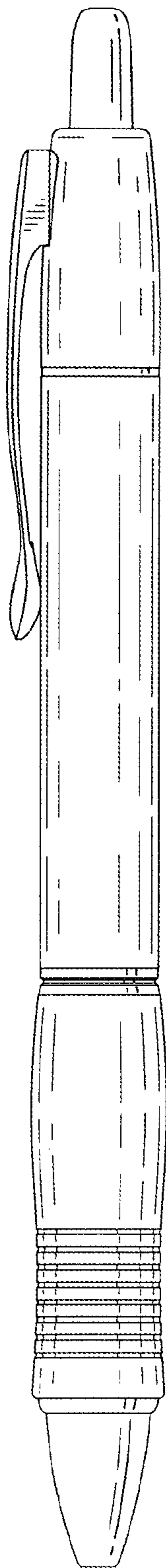


FIG. 3

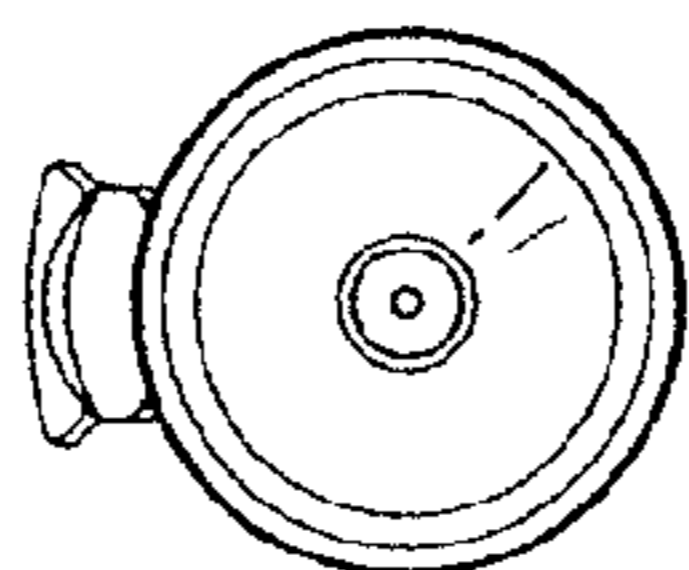


FIG. 4

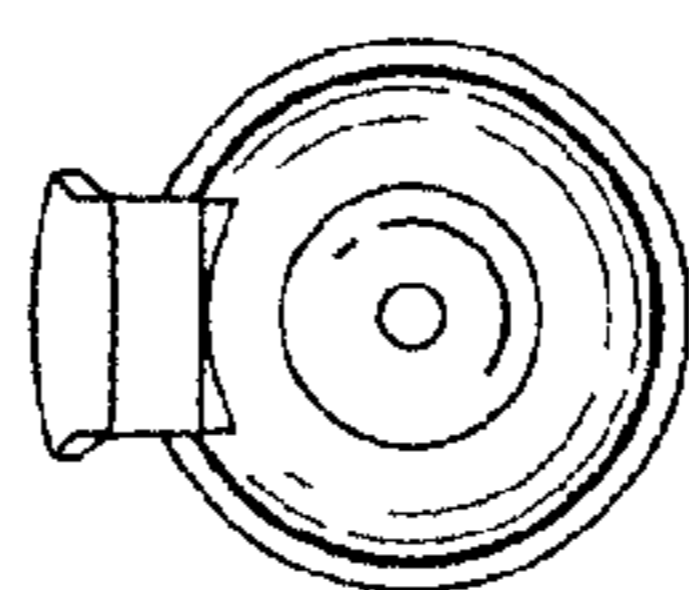


FIG. 5



FIG. 6




FIG. 7