



US00D626961S

(12) **United States Design Patent**
Prokop

(10) **Patent No.:** **US D626,961 S**

(45) **Date of Patent:** **** Nov. 9, 2010**

(54) **CURVED KEYBOARD**

(76) **Inventor:** **David Michael Prokop**, 20407 NE. 35th St., Sammamish, WA (US) 98074

(**) **Term:** **14 Years**

(21) **Appl. No.:** **29/354,654**

(22) **Filed:** **Jan. 27, 2010**

(51) **LOC (9) Cl.** **14-02**

(52) **U.S. Cl.** **D14/393; D14/396**

(58) **Field of Classification Search** D14/315-327, D14/391-399; D18/1, 7; 235/145 A, 145 R; 345/104, 156, 168, 169; D19/60; 248/442.2; 361/679.08, 679.09, 679.15; 341/20, 22, 341/23; 400/489, 492

See application file for complete search history.

(56) **References Cited**

U.S. PATENT DOCUMENTS

D323,817 S * 2/1992 Buchin D14/393
D345,152 S * 3/1994 Mermod, Jr. D14/393
5,613,786 A * 3/1997 Howell et al. 400/489

D500,318 S * 12/2004 Buhler D14/393
D583,375 S * 12/2008 Buhler D14/393
2005/0018396 A1 * 1/2005 Nakajima et al. 361/683
2005/0041378 A1 * 2/2005 Hamada et al. 361/680

* cited by examiner

Primary Examiner—Freda S Nunn

(57) **CLAIM**

The ornamental design for a curved keyboard, as shown.

DESCRIPTION

FIG. 1 is a perspective view of a curved keyboard showing my new design;

FIG. 2 is a front elevation view thereof;

FIG. 3 is a back elevation view thereof;

FIG. 4 is a left side elevation view thereof;

FIG. 5 is a right side elevation view thereof;

FIG. 6 is a top view thereof; and,

FIG. 7 is a bottom view thereof.

1 Claim, 3 Drawing Sheets




Fig. 1




Fig. 2

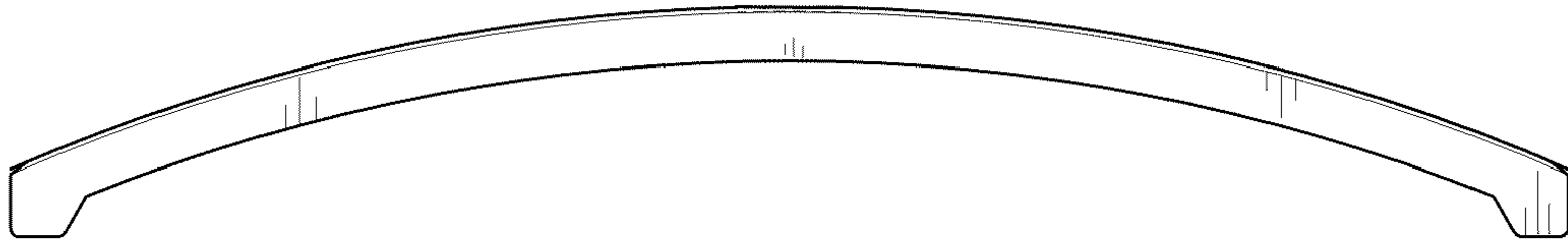


Fig. 3

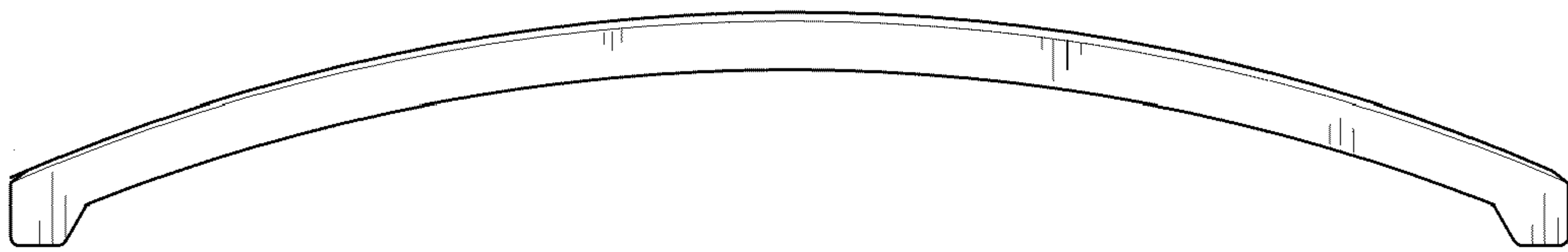


Fig. 4

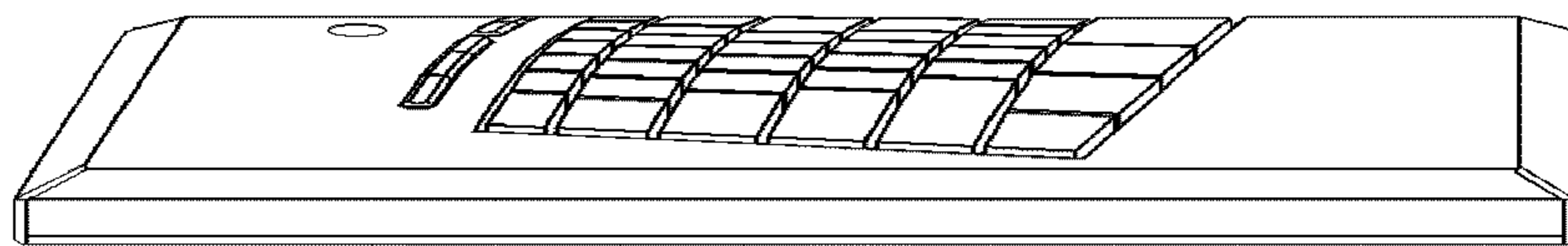


Fig. 5

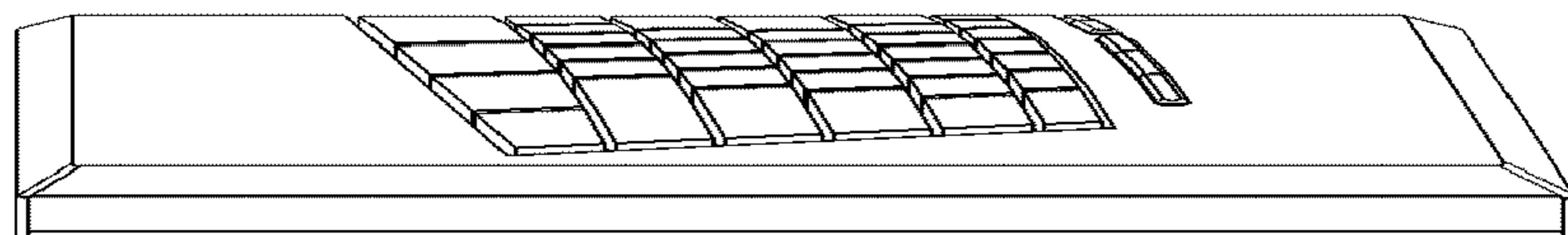


Fig. 6

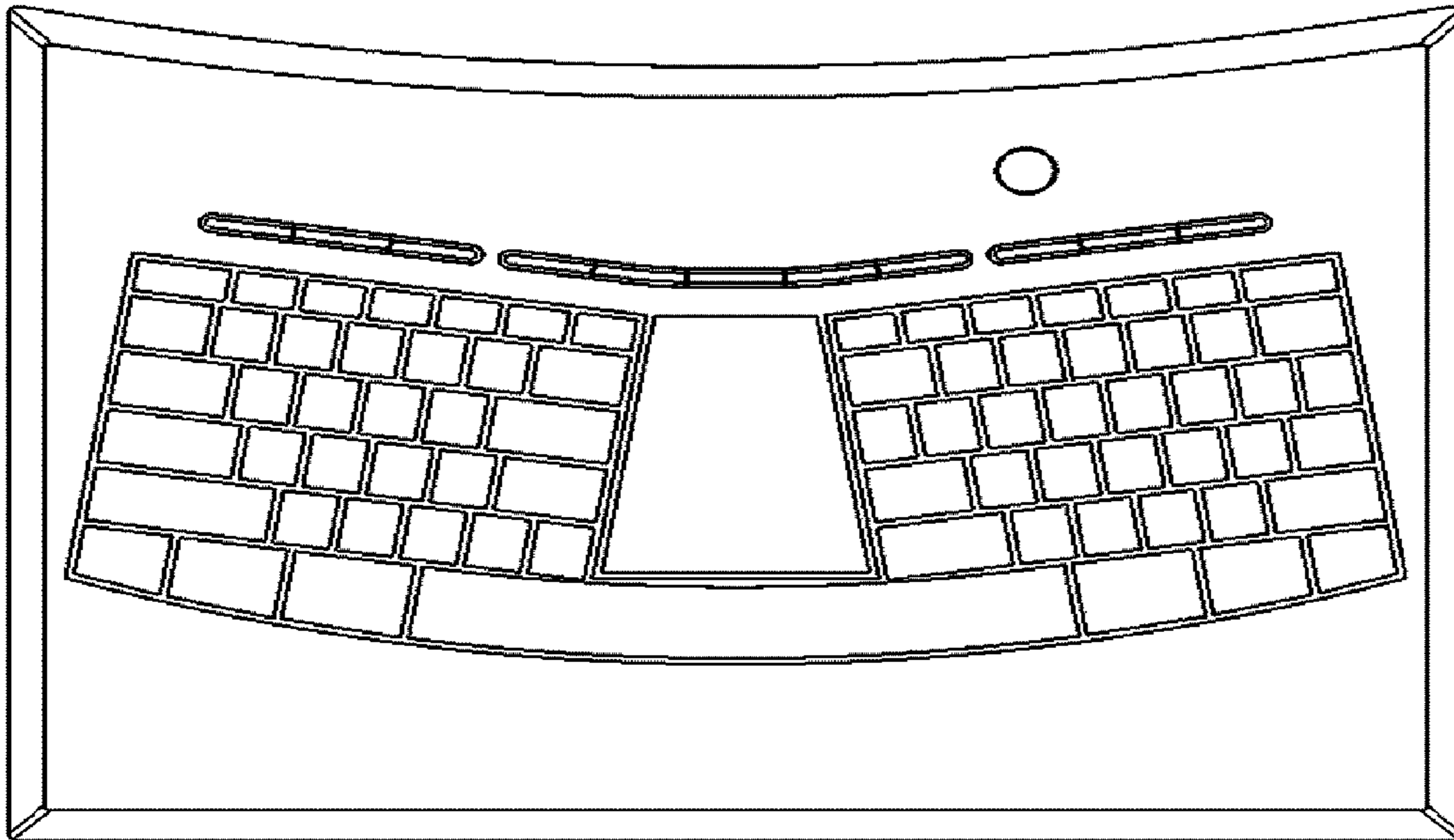


Fig. 7

