

US00D626947S

(12) **United States Design Patent**
Lee et al.

(10) **Patent No.:** **US D626,947 S**
(45) **Date of Patent:** **** Nov. 9, 2010**

(54) **WIRELESS HEADSET**

(75) Inventors: **Si-Youn Lee**, Goonpo-si (KR);
Chang-Hwan Hwang, Seongnam-si
(KR); **Gum-Sool Kim**, Anyang-si (KR)

(73) Assignee: **Samsung Electronics Co., Ltd.** (KR)

(**) Term: **14 Years**

(21) Appl. No.: **29/352,402**

(22) Filed: **Dec. 21, 2009**

(30) **Foreign Application Priority Data**

Nov. 11, 2009 (KR) 30-2009-0049436

(51) **LOC (9) Cl.** **14-01**

(52) **U.S. Cl.** **D14/223**

(58) **Field of Classification Search** D14/205,
D14/206, 223, 218, 188; 181/129, 130, 135;
379/430, 431; 381/380, 381, 328, 323; 455/90.3,
455/575.1, 575.2; D28/91, 82

See application file for complete search history.

(56) **References Cited**

U.S. PATENT DOCUMENTS

D303,638	S	*	9/1989	Andrews et al.	D10/106
D306,853	S	*	3/1990	Mayo et al.	D13/168
D333,295	S	*	2/1993	Weber	D13/168
D417,278	S	*	11/1999	Eckstein	D24/173
D481,374	S	*	10/2003	Lee	D14/188
D490,069	S	*	5/2004	Lee	D14/188
D490,070	S	*	5/2004	Lee	D14/188
D496,031	S	*	9/2004	Ma et al.	D14/240
D502,171	S	*	2/2005	Tang et al.	D14/223
D518,477	S	*	4/2006	Chen	D14/223
D529,483	S	*	10/2006	Kim et al.	D14/223
D537,812	S	*	3/2007	Erich et al.	D14/206
D538,271	S	*	3/2007	Kim et al.	D14/223

7,206,618	B2	*	4/2007	Latto et al.	455/575.8
D545,813	S	*	7/2007	Ma	D14/223
D551,215	S	*	9/2007	Lee et al.	D14/218
D552,596	S	*	10/2007	Christopher	D14/205
D554,626	S	*	11/2007	Christopher	D14/223
D559,836	S	*	1/2008	Lee	D14/223
D566,103	S	*	4/2008	Sade et al.	D14/223
D567,379	S	*	4/2008	Svensson	D24/174
D569,289	S	*	5/2008	Bender	D10/104
D573,582	S	*	7/2008	Ma	D14/205
D575,277	S	*	8/2008	Gaarde et al.	D14/223
D579,006	S	*	10/2008	Kim et al.	D14/223
D582,897	S	*	12/2008	Christopher et al.	D14/223
D585,876	S	*	2/2009	Griffin	D14/218
D590,378	S	*	4/2009	Bradford	D14/223

(Continued)

Primary Examiner—Paula Greene
(74) *Attorney, Agent, or Firm*—NSIP Law

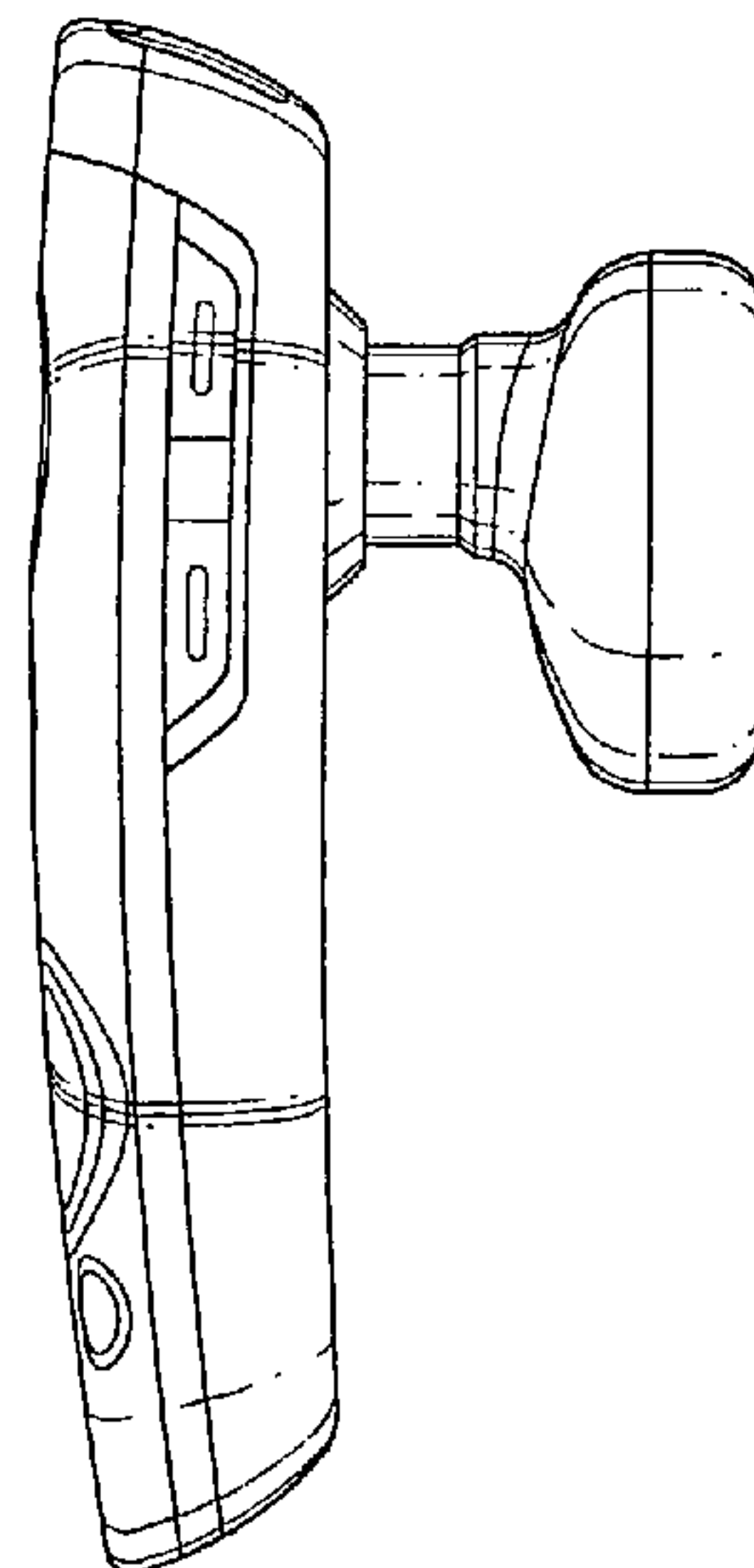
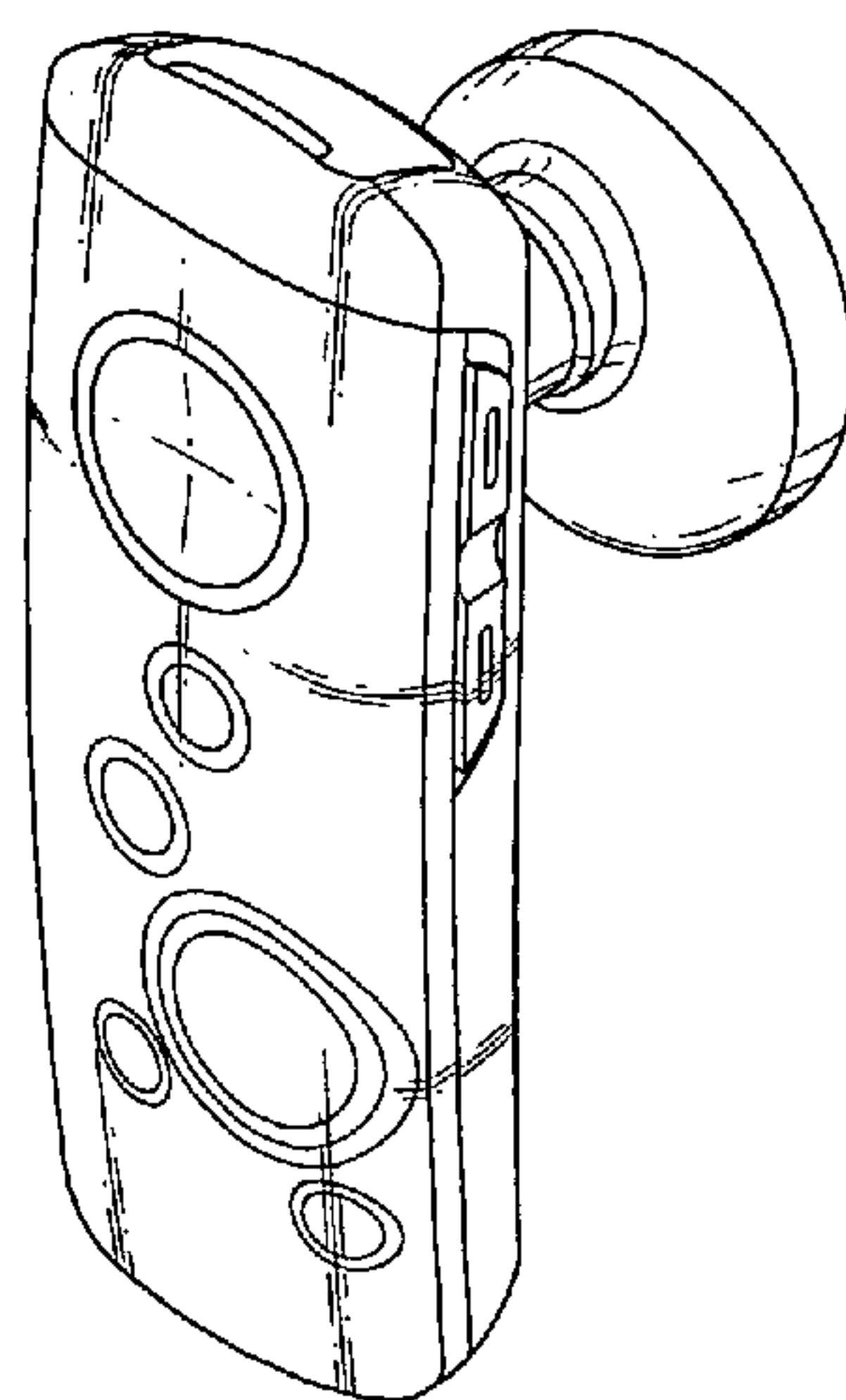
(57) **CLAIM**

The ornamental design for a wireless headset, as shown and described.

DESCRIPTION

FIG. 1 is a perspective view of a wireless headset;
FIG. 2 is a front view of the wireless headset of FIG. 1;
FIG. 3 is a rear view of the wireless headset of FIG. 1;
FIG. 4 is a left-side view of the wireless headset of FIG. 1;
FIG. 5 is a right-side view of the Wireless headset of FIG. 1;
FIG. 6 is a top plan view of the wireless headset of FIG. 1; and,
FIG. 7 is a bottom plan view of the wireless headset of FIG. 1.

1 Claim, 5 Drawing Sheets



US D626,947 S

Page 2

U.S. PATENT DOCUMENTS

D591,273 S *	4/2009	Nousiainen	D14/223	D602,005 S *	10/2009	Lee et al.	D14/223
D593,546 S *	6/2009	Tkachuk	D14/223	D602,006 S *	10/2009	Kim et al.	D14/223
D595,272 S *	6/2009	Kim et al.	D14/223	D602,007 S *	10/2009	Lee et al.	D14/223
D596,166 S *	7/2009	Henning	D14/223	D618,221 S *	6/2010	Fahrendorff et al.	D14/223

* cited by examiner

FIG. 1

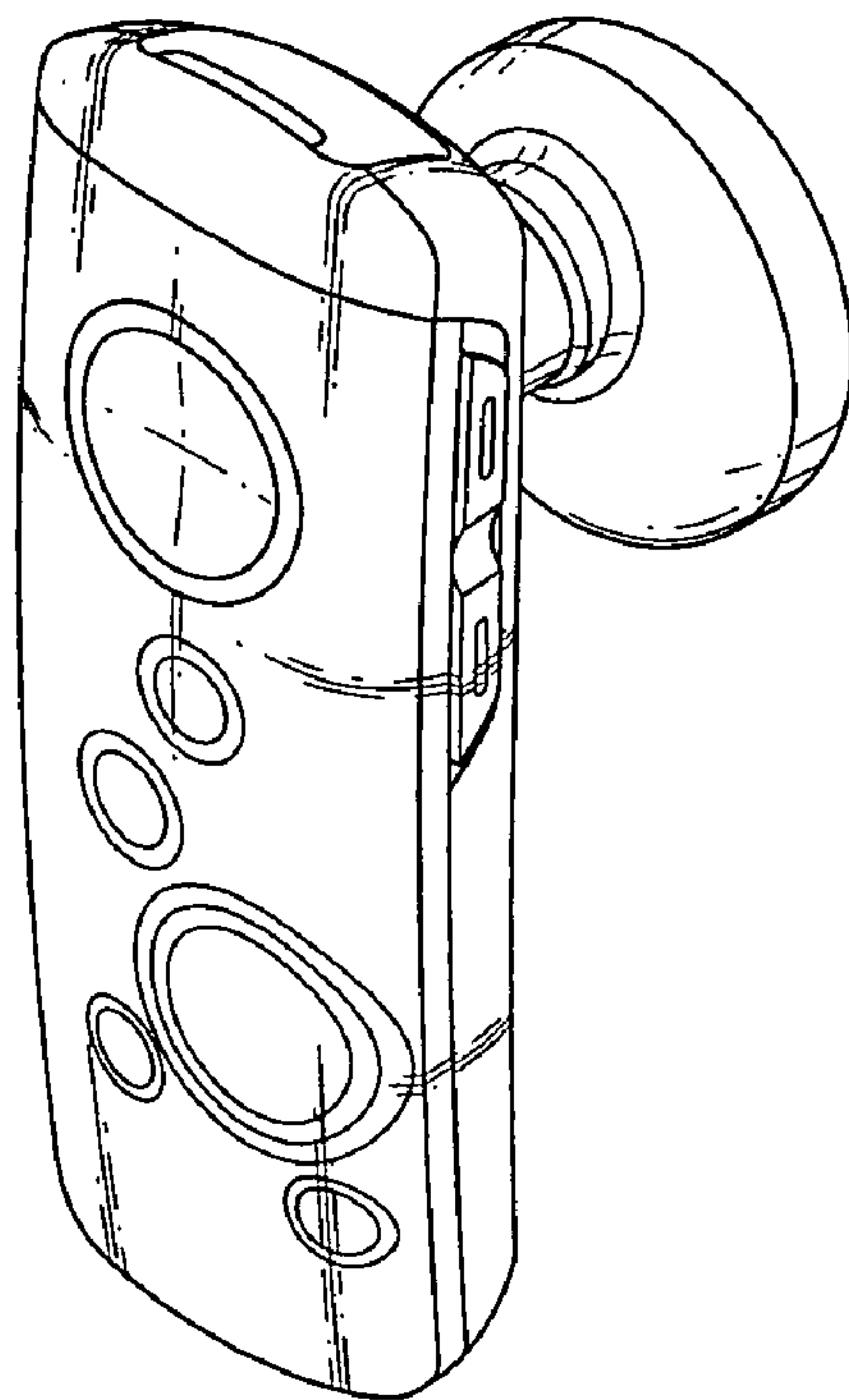


FIG. 2

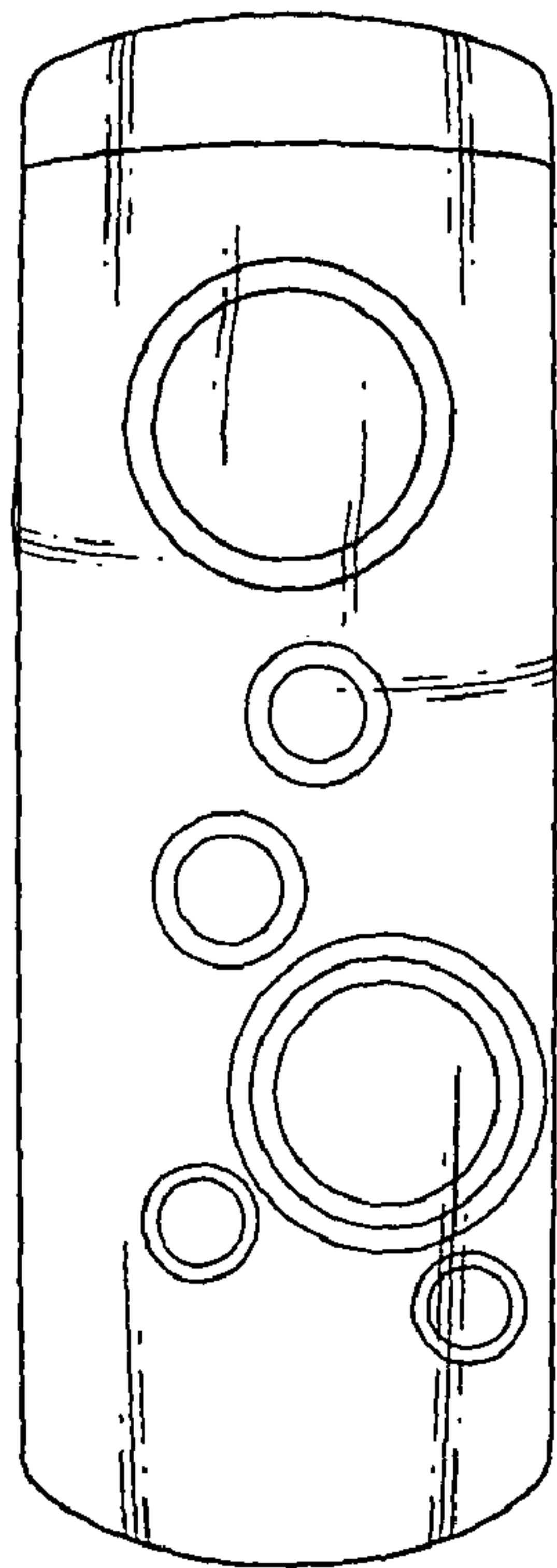


FIG. 3

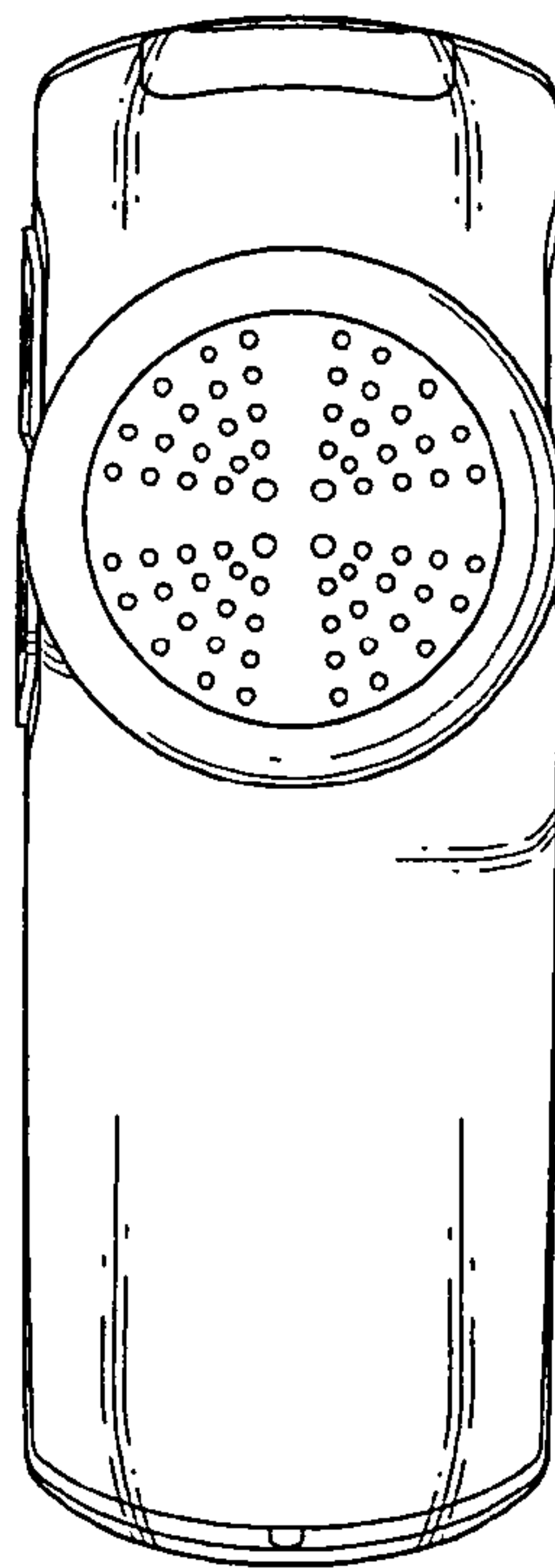


FIG. 4

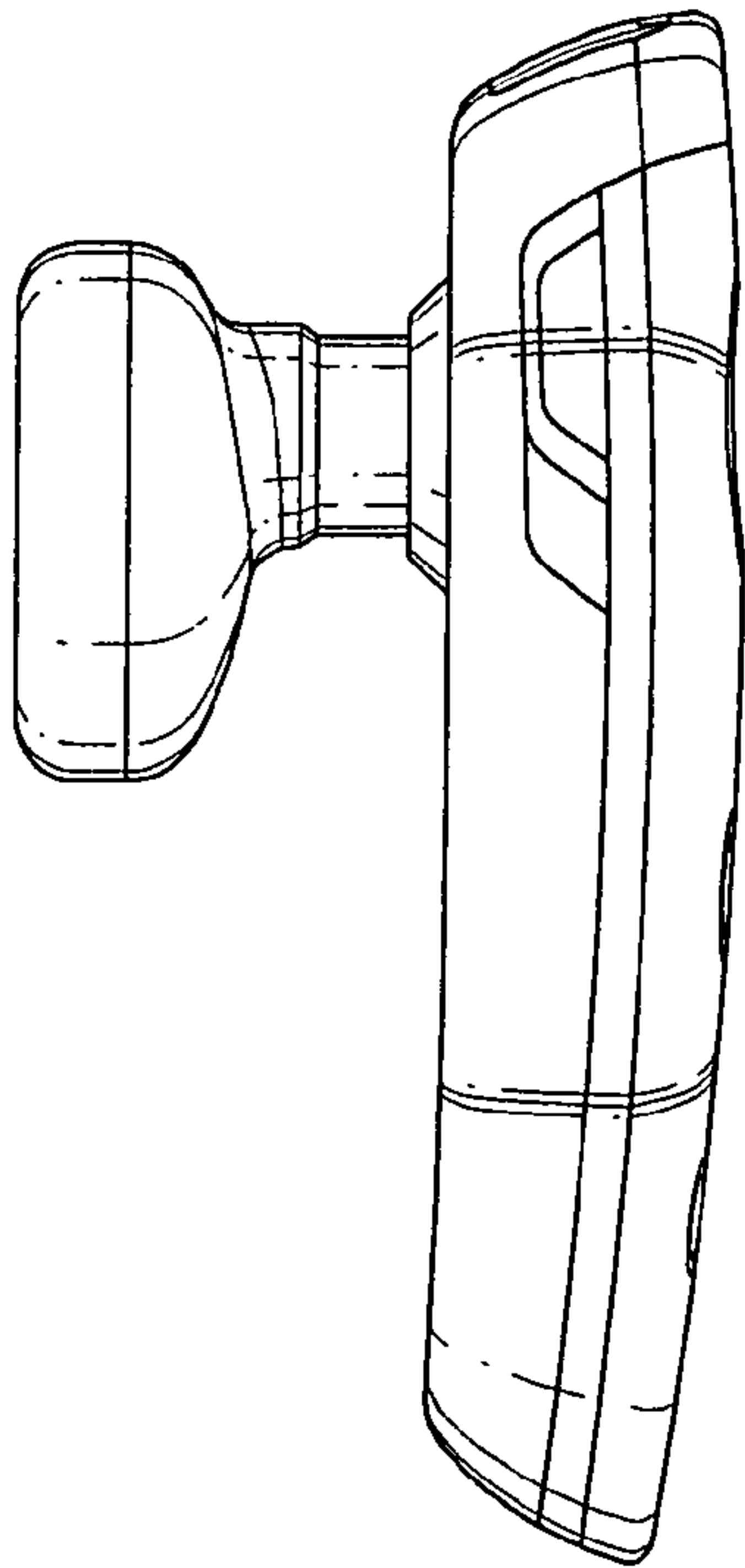


FIG. 5

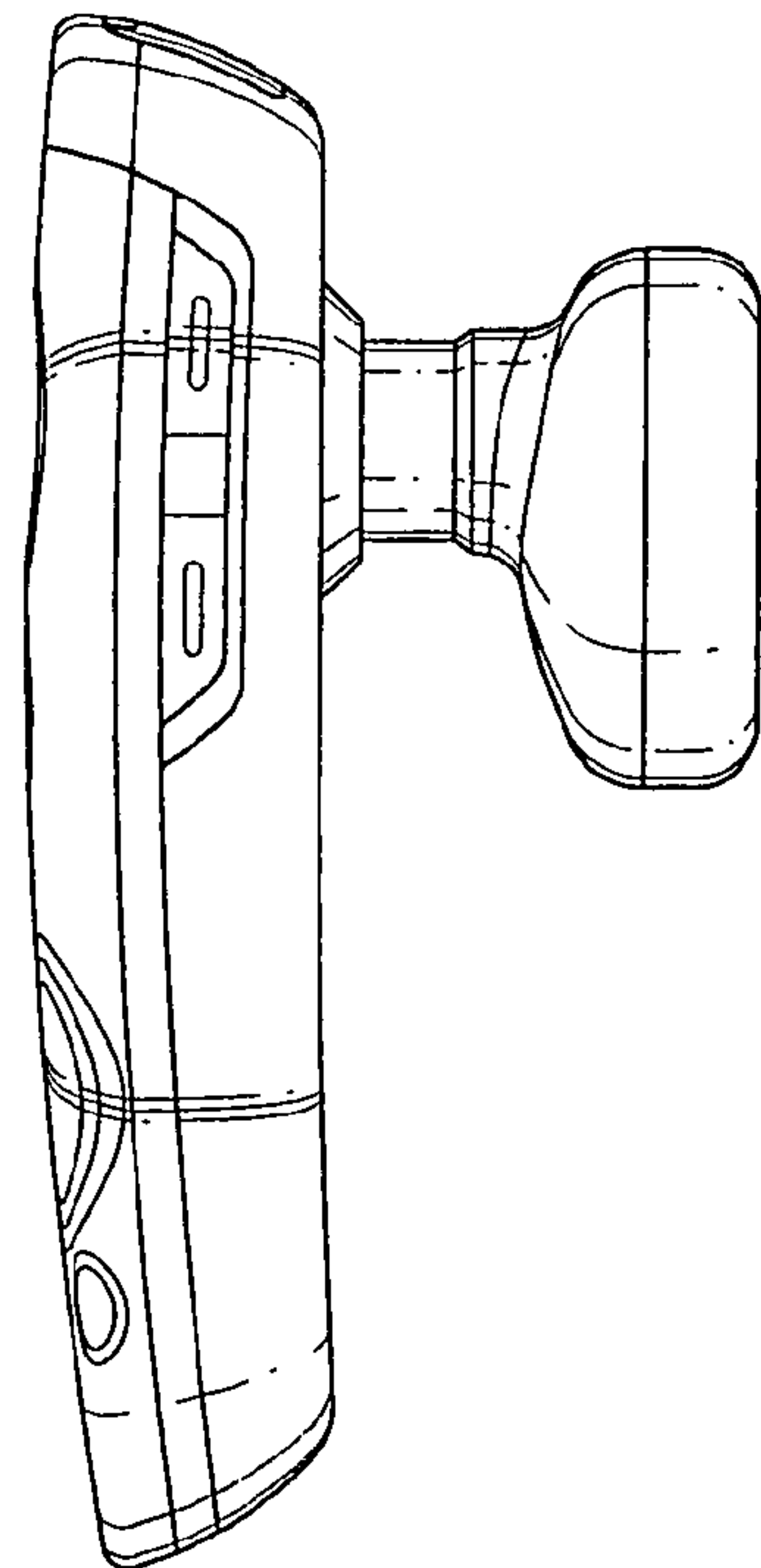


FIG. 6

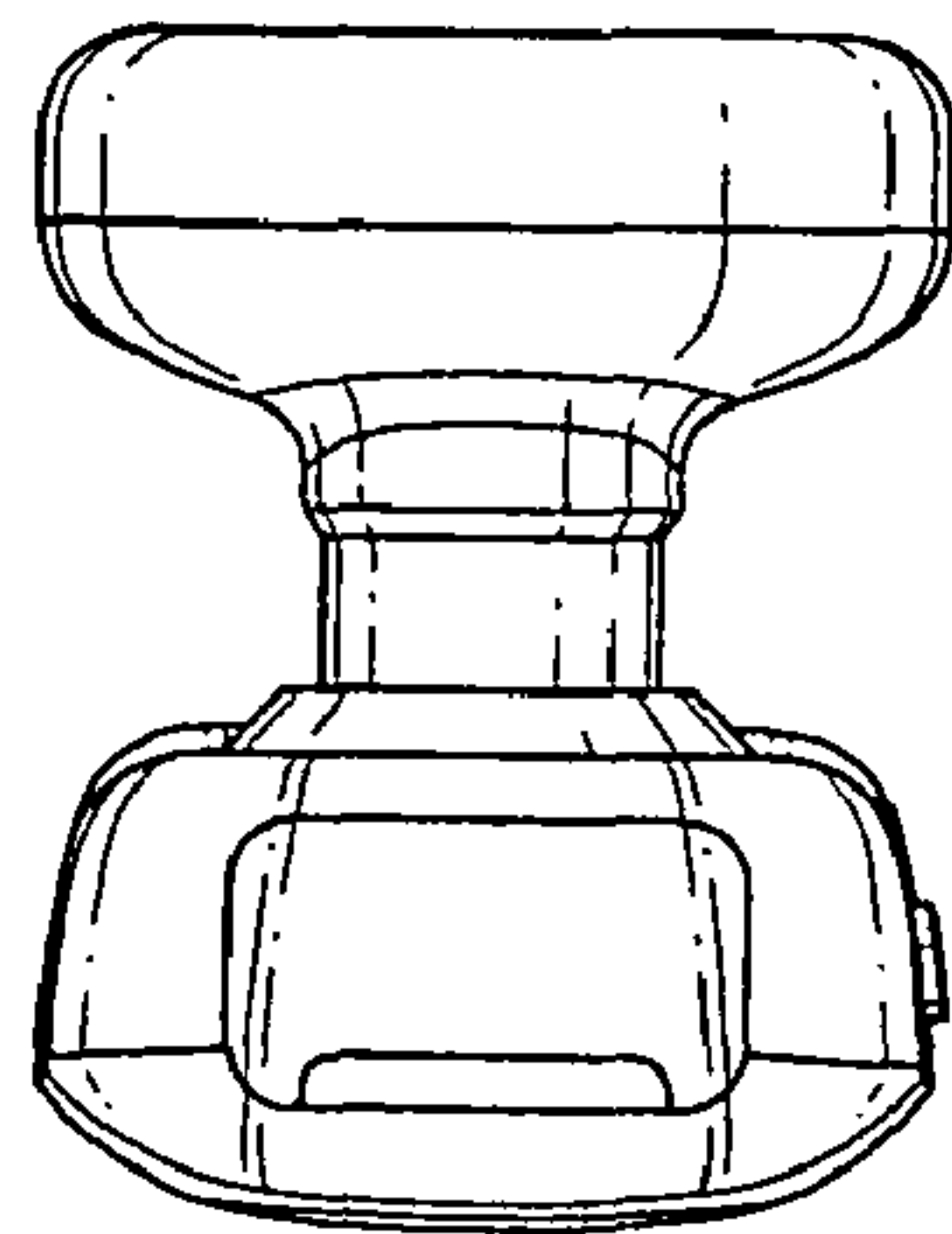


FIG. 7

