



US00D626937S

(12) **United States Design Patent**  
**Yeo et al.**

(10) **Patent No.:** **US D626,937 S**  
(45) **Date of Patent:** **\*\* Nov. 9, 2010**

(54) **MP3 PLAYER**

(75) Inventors: **In-Young Yeo**, Seoul (KR); **Tae-Ho Kim**, Goyang-si (KR)

(73) Assignee: **Samsung Electronics Co., Ltd.**,  
Maeteon-dong, Yeongtong-gu, Suwon-si,  
Gyeonggi-do (KR)

(\*\*) Term: **14 Years**

(21) Appl. No.: **29/363,491**

(22) Filed: **Jun. 10, 2010**

(51) **LOC (9) Cl.** ..... **14-03**

(52) **U.S. Cl.** ..... **D14/203.7; D14/203.3;**  
**D14/496**

(58) **Field of Classification Search** ..... **D14/496,**  
**D14/401, 435, 474, 483, 217, 137, 138, 160,**  
**D14/168, 356, 203.1–203.8, 507; 345/156,**  
**345/169, 173–179, 905; 715/727–729, 864;**  
**710/1, 5, 8; 713/1, 600; 455/1.1, 1.7, 73,**  
**455/344–347, 93, 95, 3.01–3.06, 550.1, 573.1;**  
**370/342–344; 369/1, 2, 6–12; 463/43–47;**  
**273/148 B**

See application file for complete search history.

(56) **References Cited**

**U.S. PATENT DOCUMENTS**

5,859,594 A \* 1/1999 King et al. .... 340/7.55

6,540,611 B1 \* 4/2003 Nagata ..... 463/31  
6,593,914 B1 \* 7/2003 Nuovo et al. .... 345/169  
D532,425 S \* 11/2006 Kim ..... D14/203.7  
7,281,214 B2 \* 10/2007 Fadell ..... 715/745  
D605,166 S \* 12/2009 Sheba et al. .... D14/203.7  
D605,167 S \* 12/2009 Sheba et al. .... D14/203.7  
D610,568 S \* 2/2010 Yu ..... D14/203.7  
D612,362 S \* 3/2010 Yeo et al. .... D14/203.7  
D620,919 S \* 8/2010 Lee ..... D14/203.7

\* cited by examiner

*Primary Examiner*—Prabhakar Deshmukh

(74) *Attorney, Agent, or Firm*—Lexyoume IP Group, PLLC.

(57) **CLAIM**

The ornamental design for an MP3 player, as shown and described.

**DESCRIPTION**

FIG. 1 is a perspective view of an MP3 player showing our new design;

FIG. 2 is a front elevational view thereof;

FIG. 3 is a rear elevational view thereof;

FIG. 4 is a left side elevational view thereof;

FIG. 5 is a right side elevational view thereof;

FIG. 6 is a top plan view thereof; and,

FIG. 7 is a bottom plan view thereof.

**1 Claim, 7 Drawing Sheets**

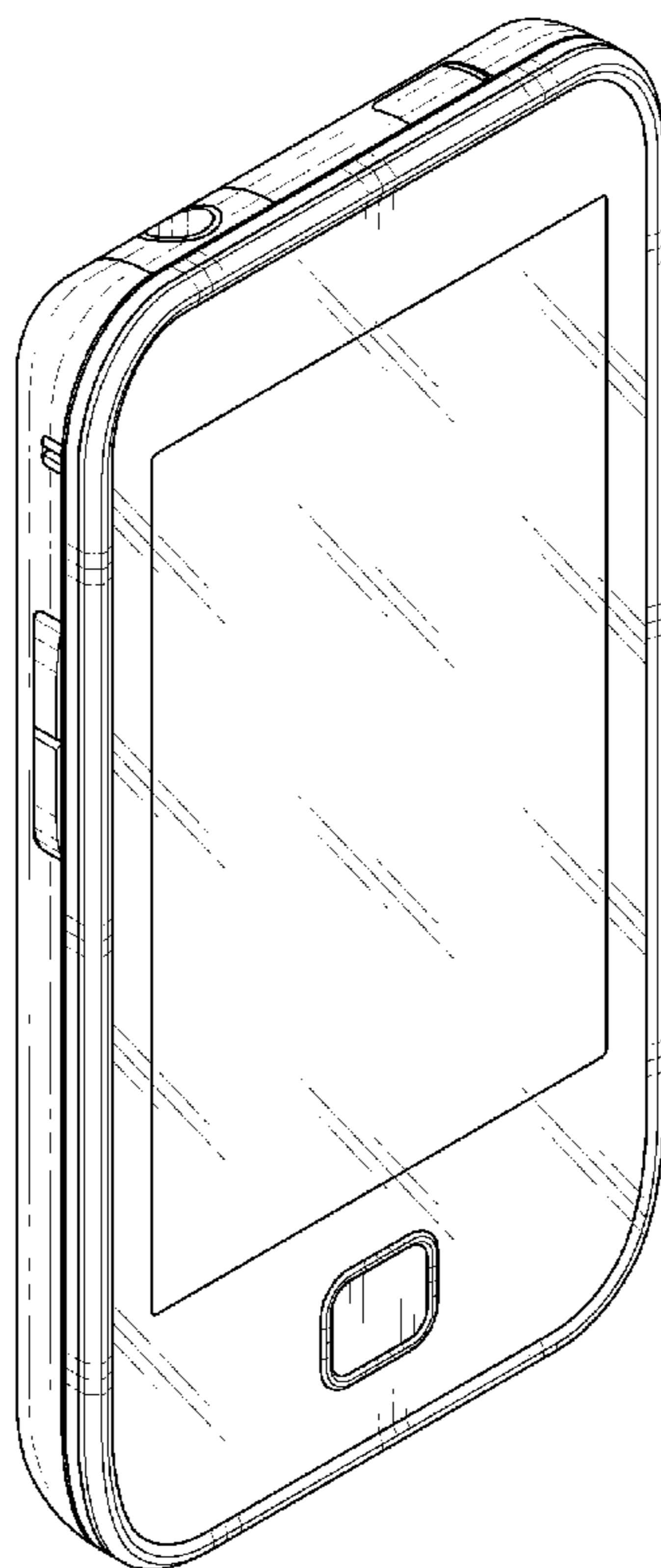


FIG. 1

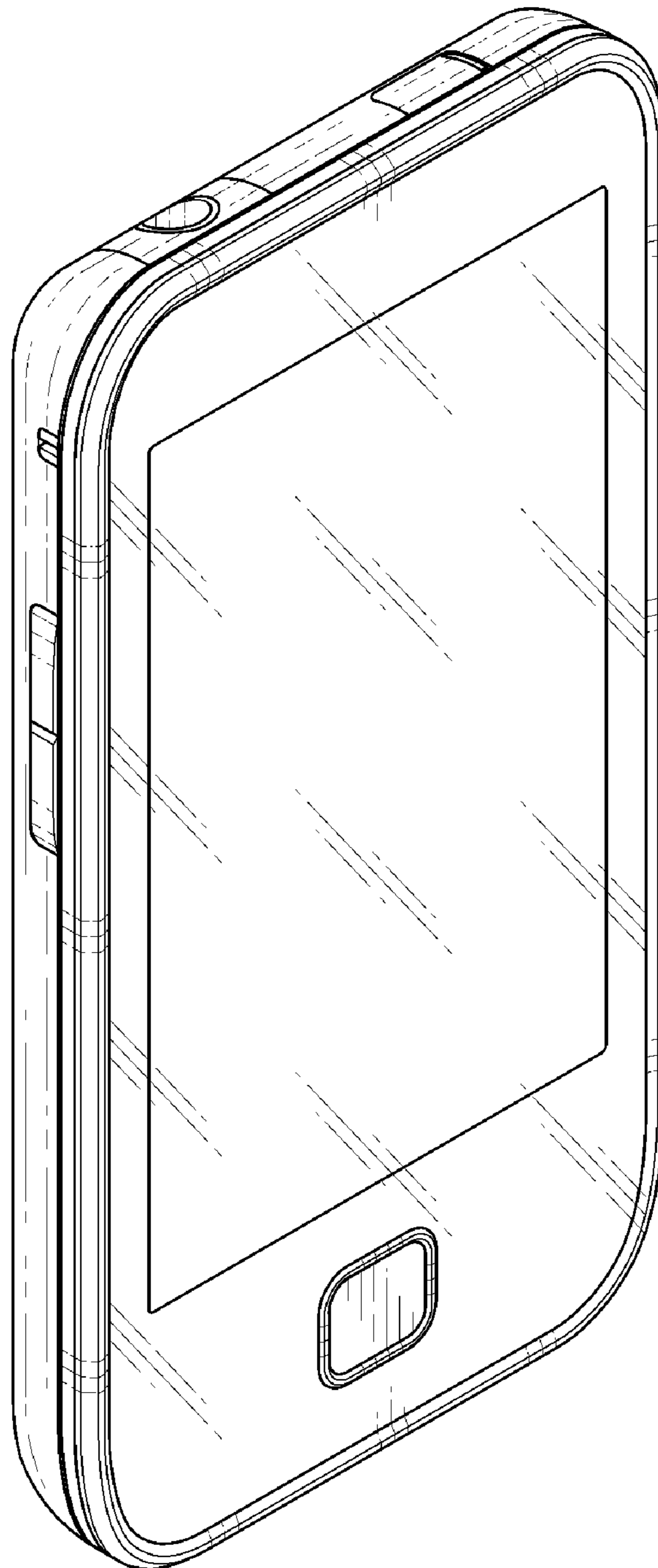


FIG. 2

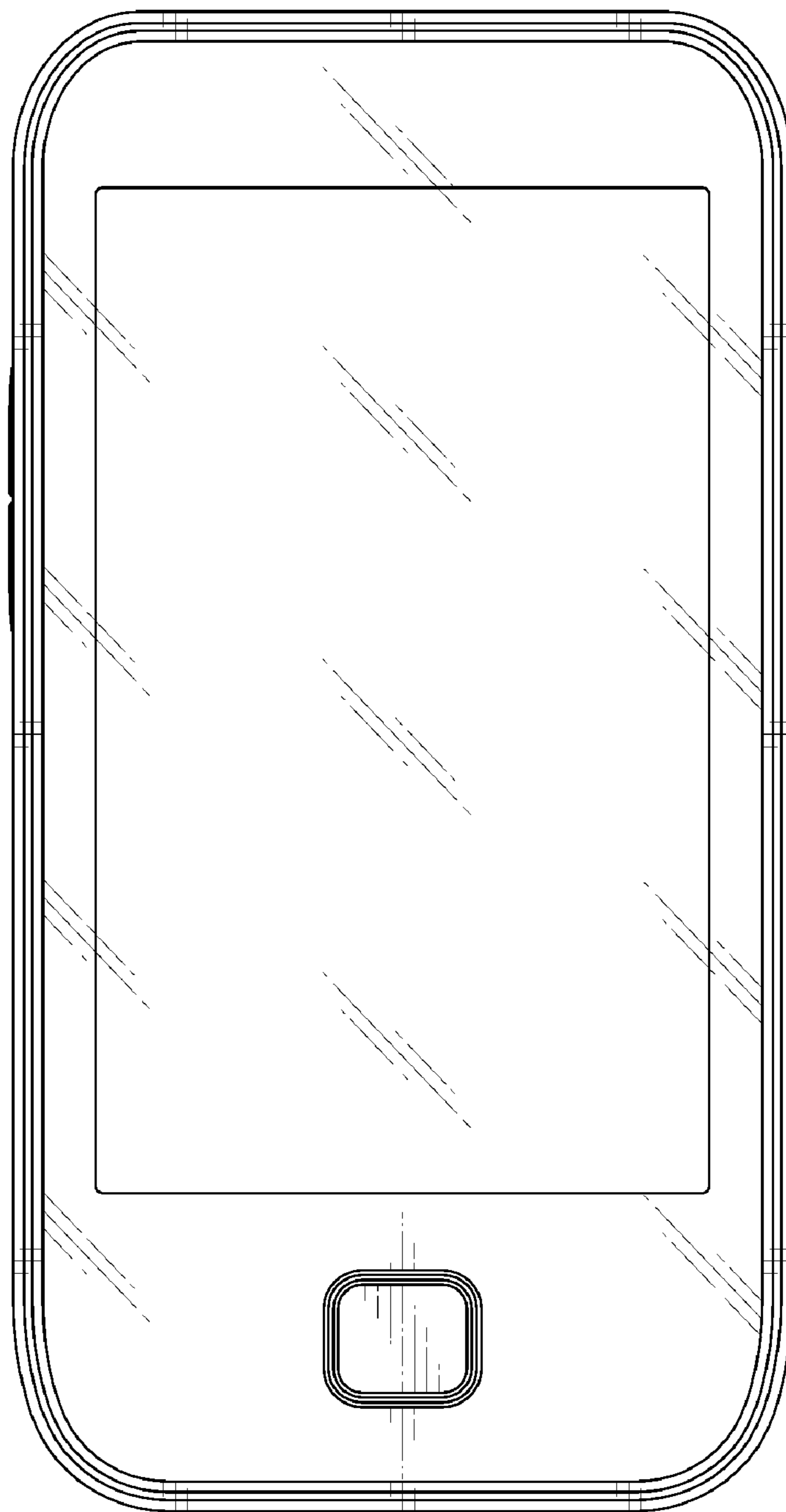


FIG. 3




FIG. 4

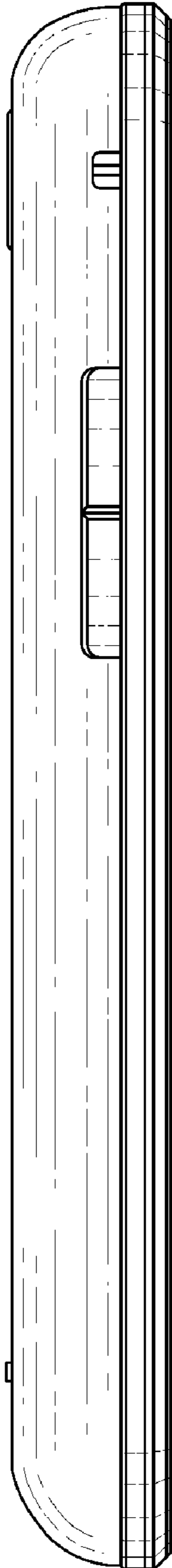


FIG. 5




FIG. 6

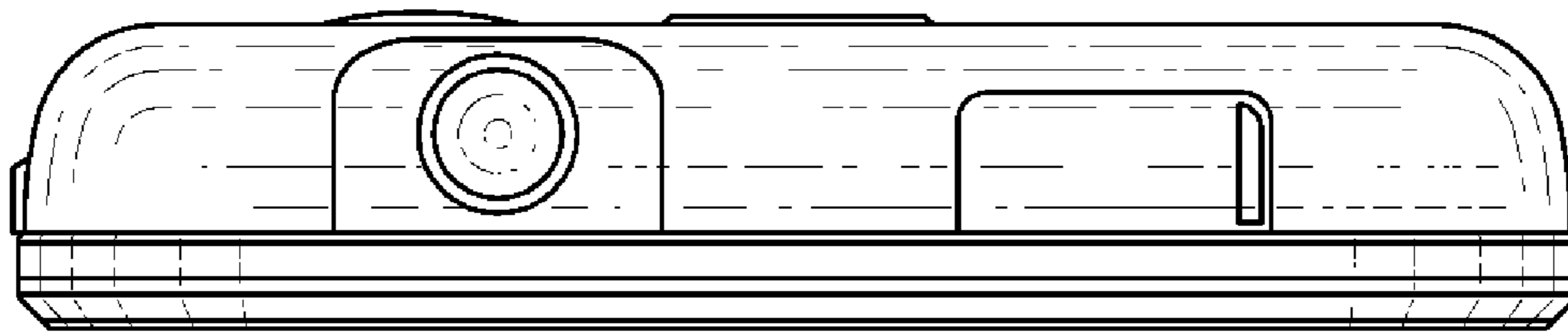


FIG. 7

