



US00D626926S

(12) **United States Design Patent**
Peng

(10) **Patent No.:** **US D626,926 S**
(45) **Date of Patent:** **** Nov. 9, 2010**

(54) **FLAT-PANEL TV**
(75) Inventor: **Liyuan Peng**, Guangdong Province (CN)
(73) Assignee: **Shenzhen Skyworth-RGB Electronics Co., Ltd.**, Guangdong Province (CN)
(**) Term: **14 Years**
(21) Appl. No.: **29/355,460**
(22) Filed: **Feb. 8, 2010**
(30) **Foreign Application Priority Data**
Sep. 22, 2009 (CN) 2009 3 0169195

(51) **LOC (9) Cl.** **14-03**
(52) **U.S. Cl.** **D14/126**
(58) **Field of Classification Search** D14/125-134,
D14/239, 371, 136, 374-377, 440, 450, 448,
D14/336, 342; 312/7.2; 348/836, 838, 180,
348/184, 325, 739; 341/12; 248/917-924,
248/465; 345/104, 133, 156, 168, 87, 173;
720/605, 669, 600, 655; 369/99, 197; 455/344,
455/347; D21/329, 515, 577, 622, 333, 433,
D21/448, 452, 450, 331; D6/477, 479, 300;
273/148 B; 446/484, 175, 356; D10/15,
D10/26

See application file for complete search history.

(56) **References Cited**
U.S. PATENT DOCUMENTS

D539,242 S * 3/2007 Lee et al. D14/126
D541,769 S * 5/2007 Hoehn et al. D14/126

D542,746 S * 5/2007 Kim D14/126
D550,173 S * 9/2007 Wang et al. D14/126
D592,621 S * 5/2009 Han D14/126
D601,104 S * 9/2009 Kim D14/126
D610,560 S * 2/2010 Chen D14/126
D612,820 S * 3/2010 Jeong et al. D14/126

* cited by examiner

Primary Examiner—Raphael Barkai
(74) *Attorney, Agent, or Firm*—Rankin Hill & Clark LLP


(57) **CLAIM**

The ornamental design for a “flat-panel TV,” as shown and described.

DESCRIPTION

FIG. 1 is a front, top and right side perspective view of a flat-panel TV showing my new design;
FIG. 2 is a front elevational view thereof;
FIG. 3 is a rear elevational view thereof;
FIG. 4 is a left side elevational view thereof;
FIG. 5 is a right side elevational view thereof;
FIG. 6 is a top plan view thereof;
FIG. 7 is a bottom plan view thereof;
FIG. 8 is a schematic, partially enlarged view of section VIII of FIG. 1;
FIG. 9 is a schematic, partially enlarged view of section IX of FIG. 4; and,
FIG. 10 is a schematic, partially enlarged view of section X of FIG. 6.

1 Claim, 10 Drawing Sheets






FIG. 1




FIG. 2




FIG. 3

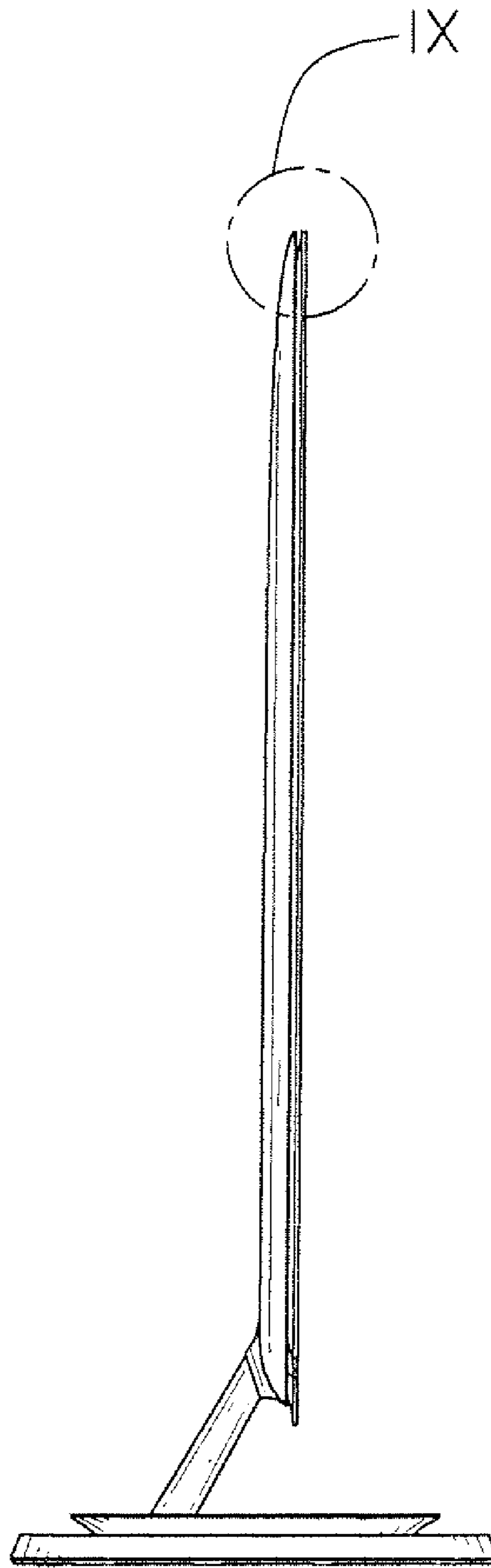


FIG. 4

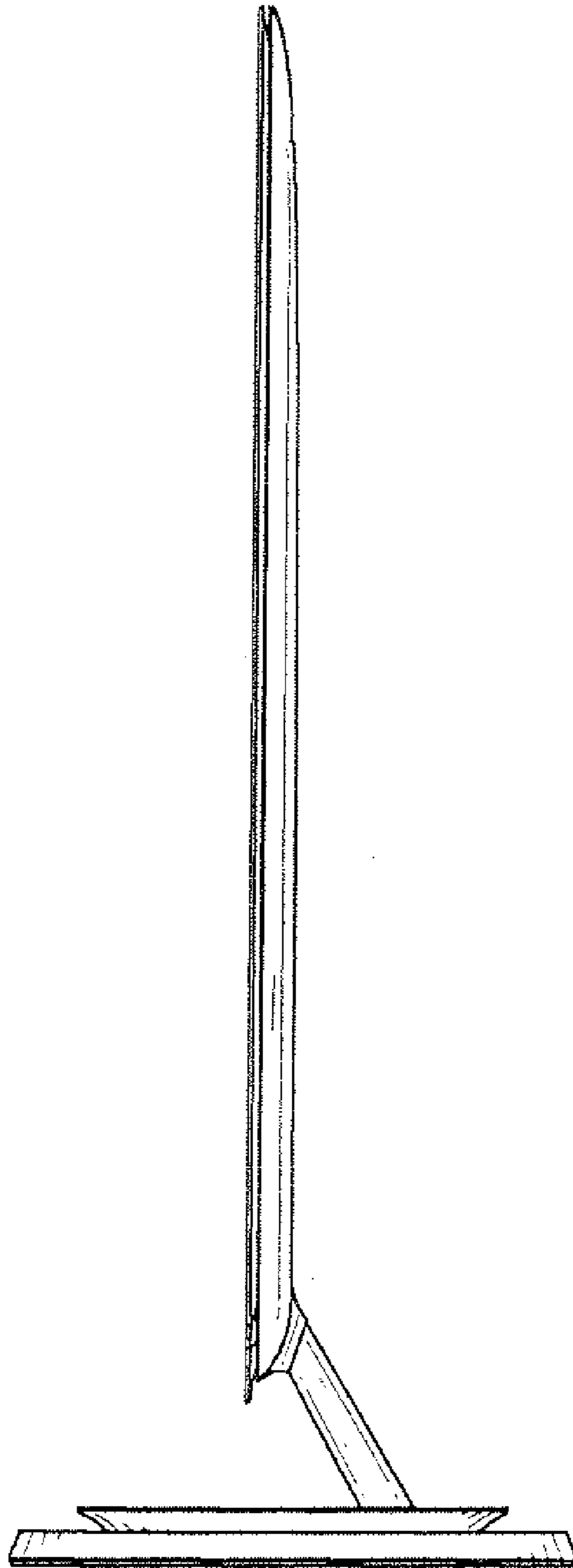


FIG. 5

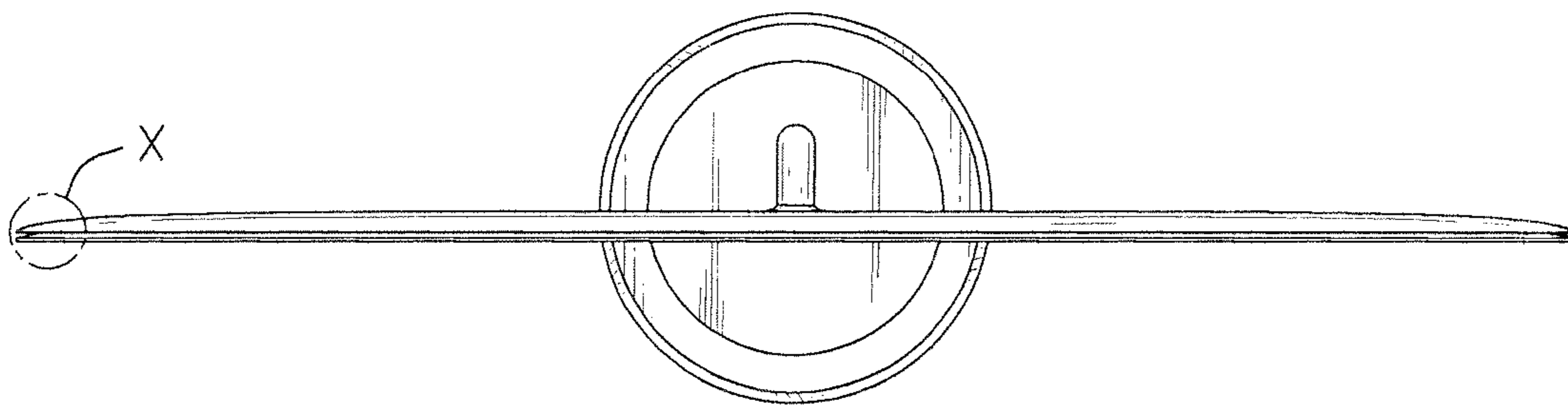


FIG. 6

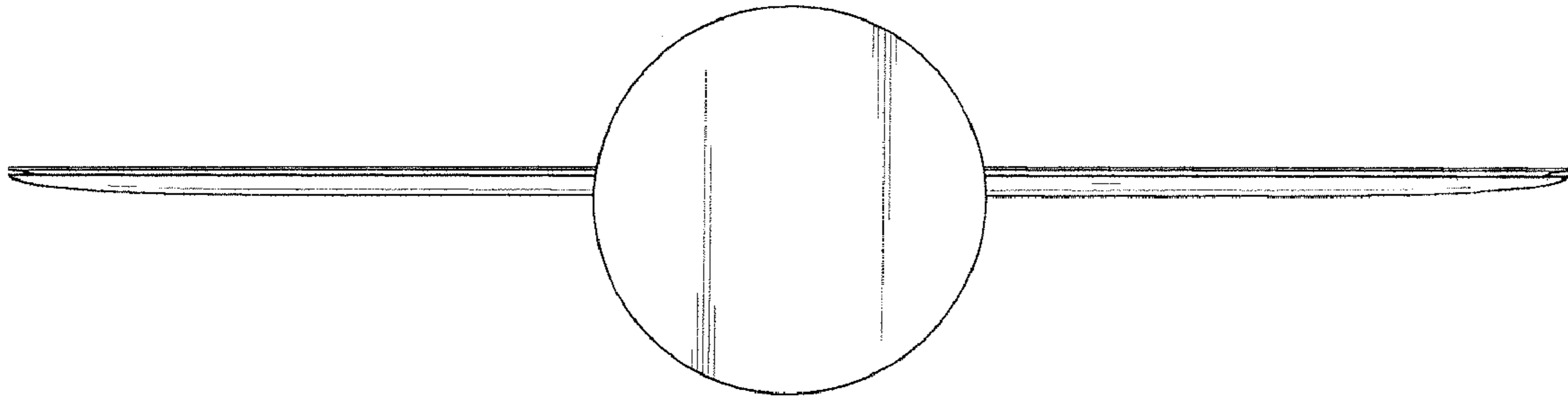


FIG. 7

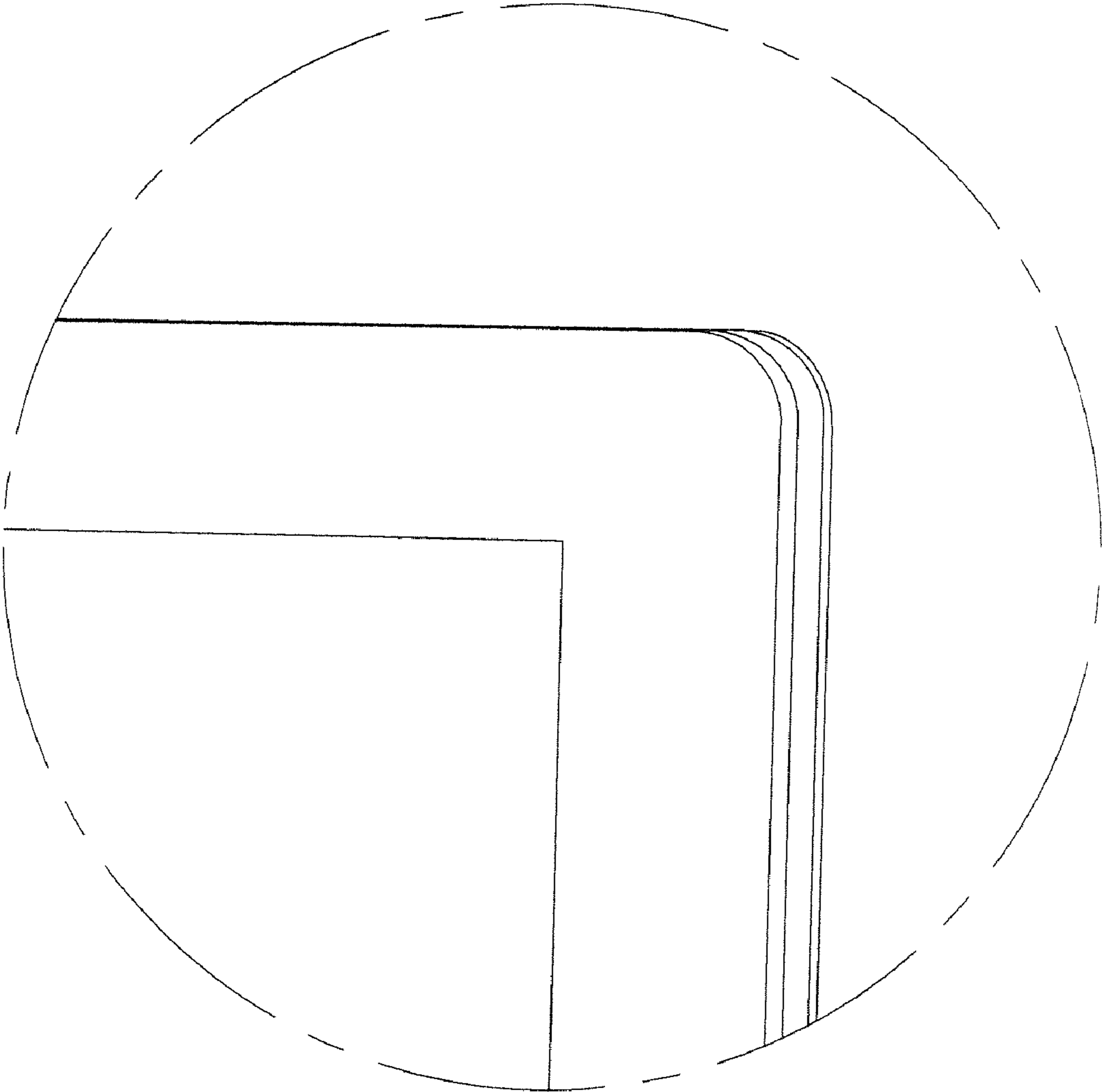


FIG. 8

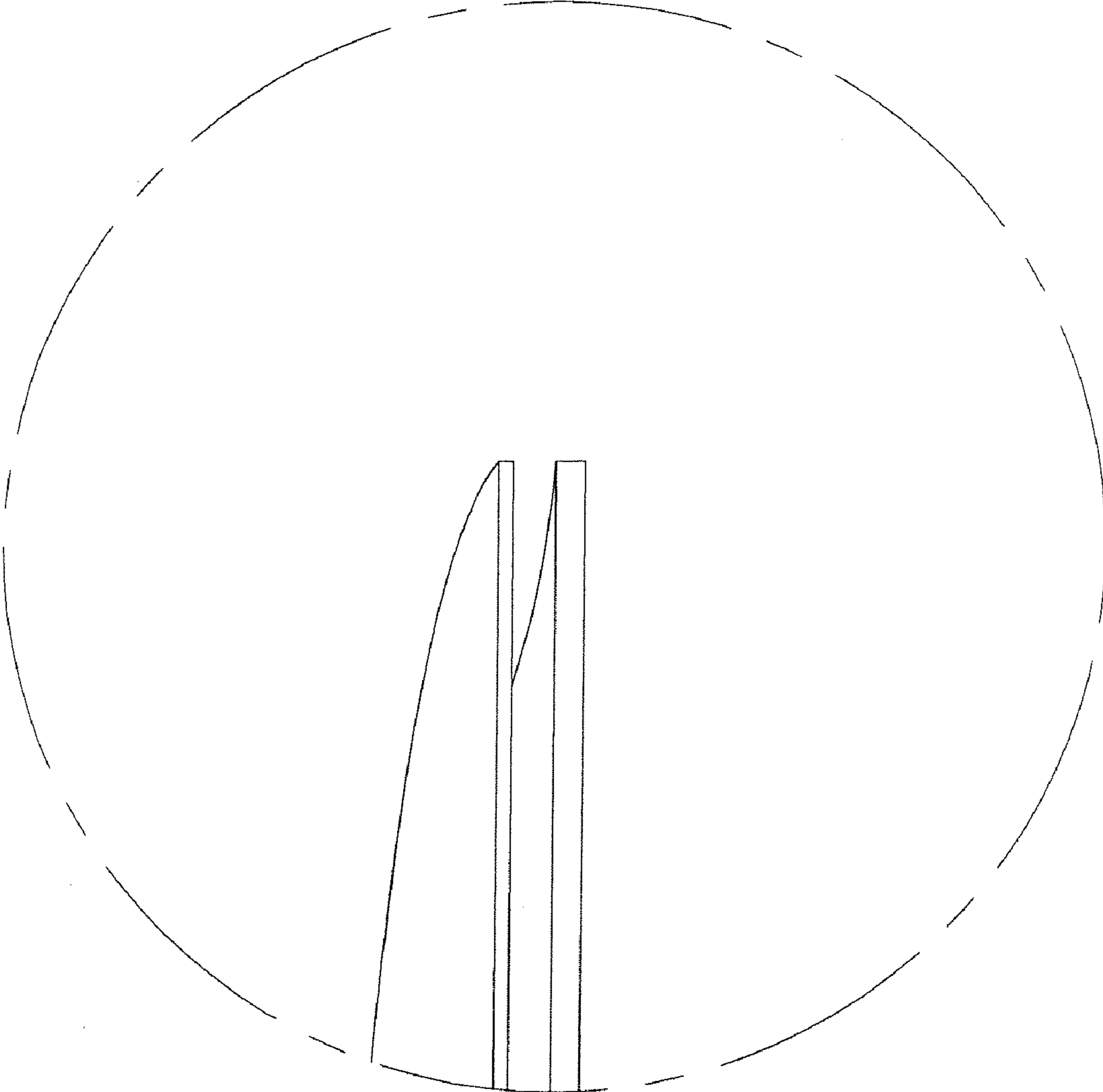


FIG. 9

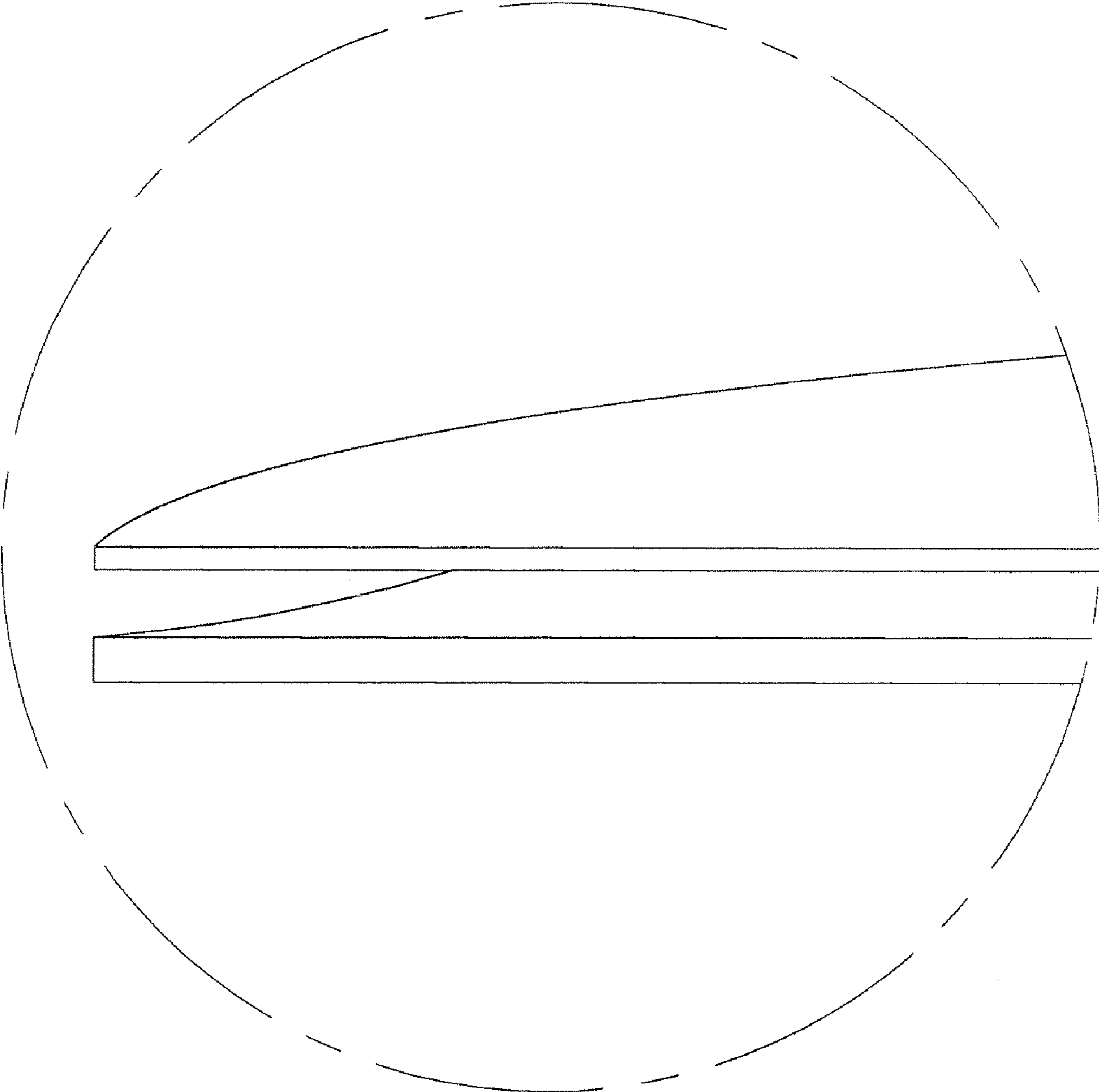


FIG. 10