

US00D626914S

(12) **United States Design Patent**
Behr et al.

(10) **Patent No.:** **US D626,914 S**
(45) **Date of Patent:** **** Nov. 9, 2010**

(54) **TIRE**

(75) Inventors: **Ulrich Behr**, Hannover (DE); **Peter Bogenschuetz**, Bissendorf (DE); **Joachim Gerhardt**, Barsinghausen (DE); **Stefan Rittweger**, Neumental (DE)

(73) Assignee: **Continental Aktiengesellschaft**, Hannover (DE)

(**) Term: **14 Years**

(21) Appl. No.: **29/295,164**

(22) Filed: **Sep. 21, 2007**

(30) **Foreign Application Priority Data**

Mar. 27, 2007 (EM) 000696323

(51) **LOC (9) Cl.** **12-15**

(52) **U.S. Cl.** **D12/604; D12/605**

(58) **Field of Classification Search** D12/500-502, D12/505, 506, 510, 515, 517-519, 521-532, D12/604, 605, 900; D21/563, 779; 152/209.1, 152/209.8, 209.9, 209.11, 209.16, 209.18, 152/209.25

See application file for complete search history.

(56) **References Cited**

U.S. PATENT DOCUMENTS

D216,063 S *	11/1969	Markis	D12/605
D388,041 S *	12/1997	Cross	D12/605
D450,021 S *	11/2001	Kemp, Jr.	D12/605
D486,124 S *	2/2004	LeFranc	D12/605
D509,179 S *	9/2005	Ibaraki	D12/501
D549,167 S *	8/2007	Iwabuchi	D12/605

* cited by examiner

Primary Examiner—Garth Rademaker

(74) *Attorney, Agent, or Firm*—Greenblum & Bernstein P.L.C.

(57) **CLAIM**

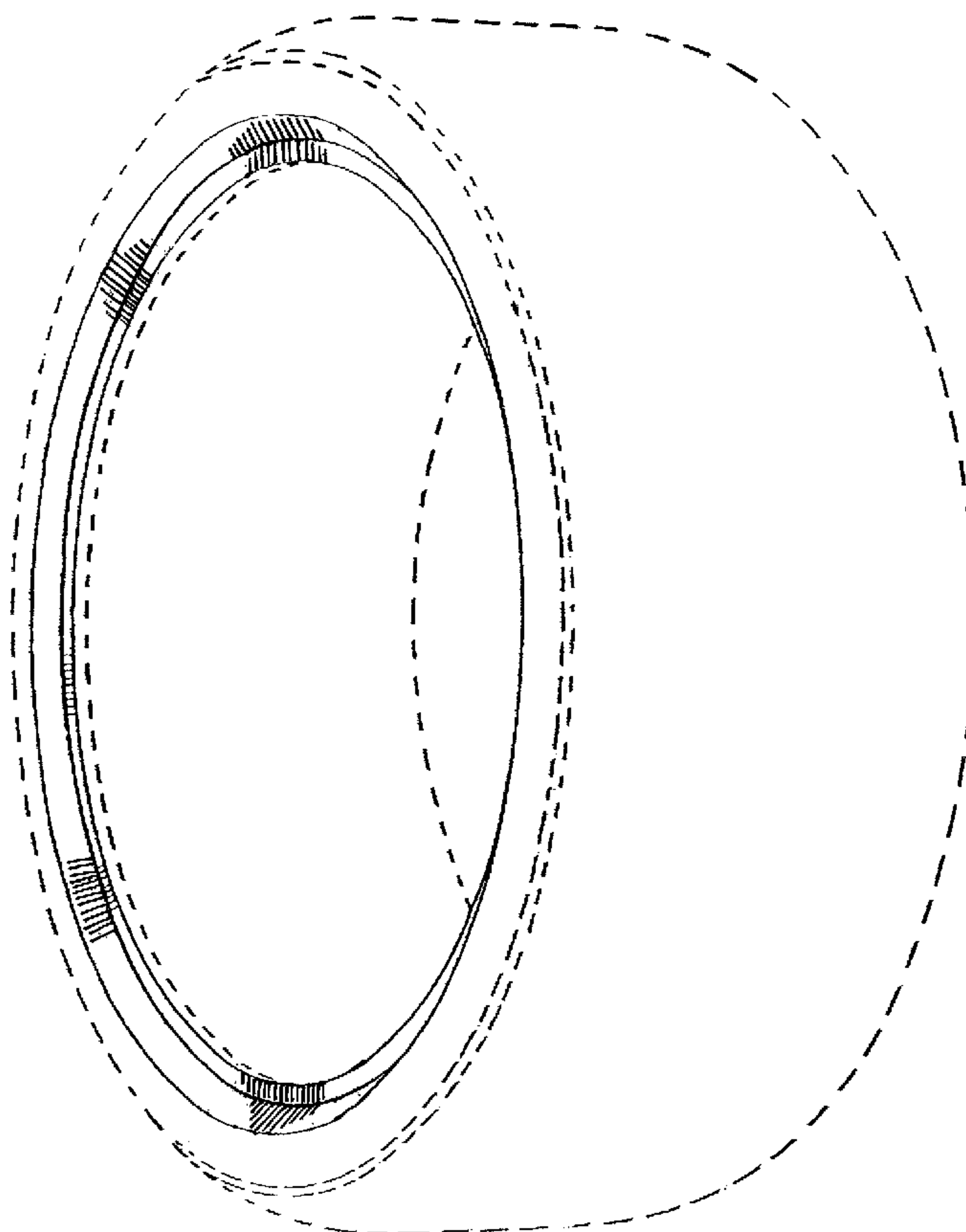
I claim the ornamental design for a tire, as shown and described.

DESCRIPTION

FIG. 1 is a front view of a tire according to an embodiment of the design; and,

FIG. 2 is a front perspective view of the depicted in FIG. 1.

1 Claim, 2 Drawing Sheets



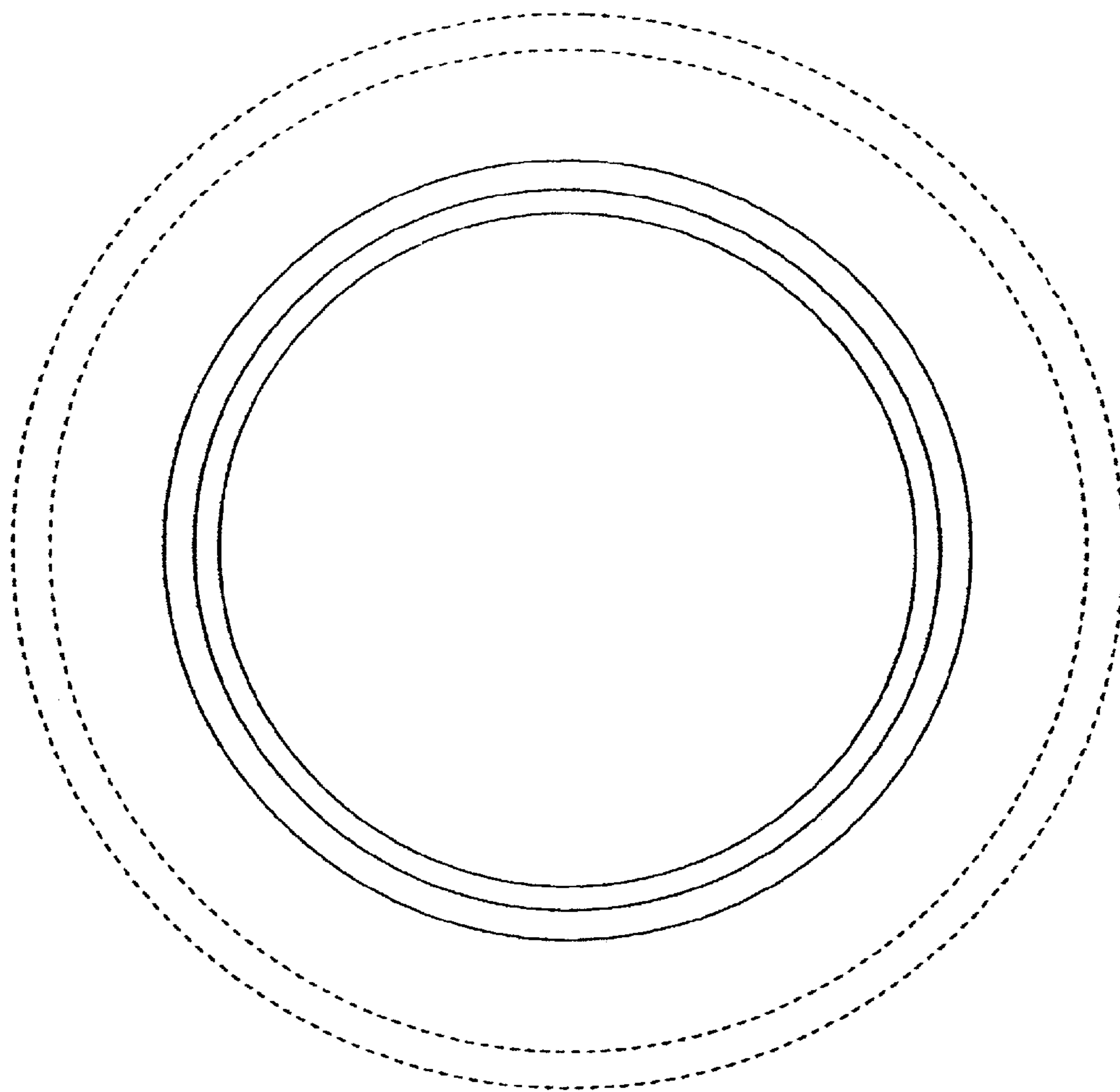


FIG. 1

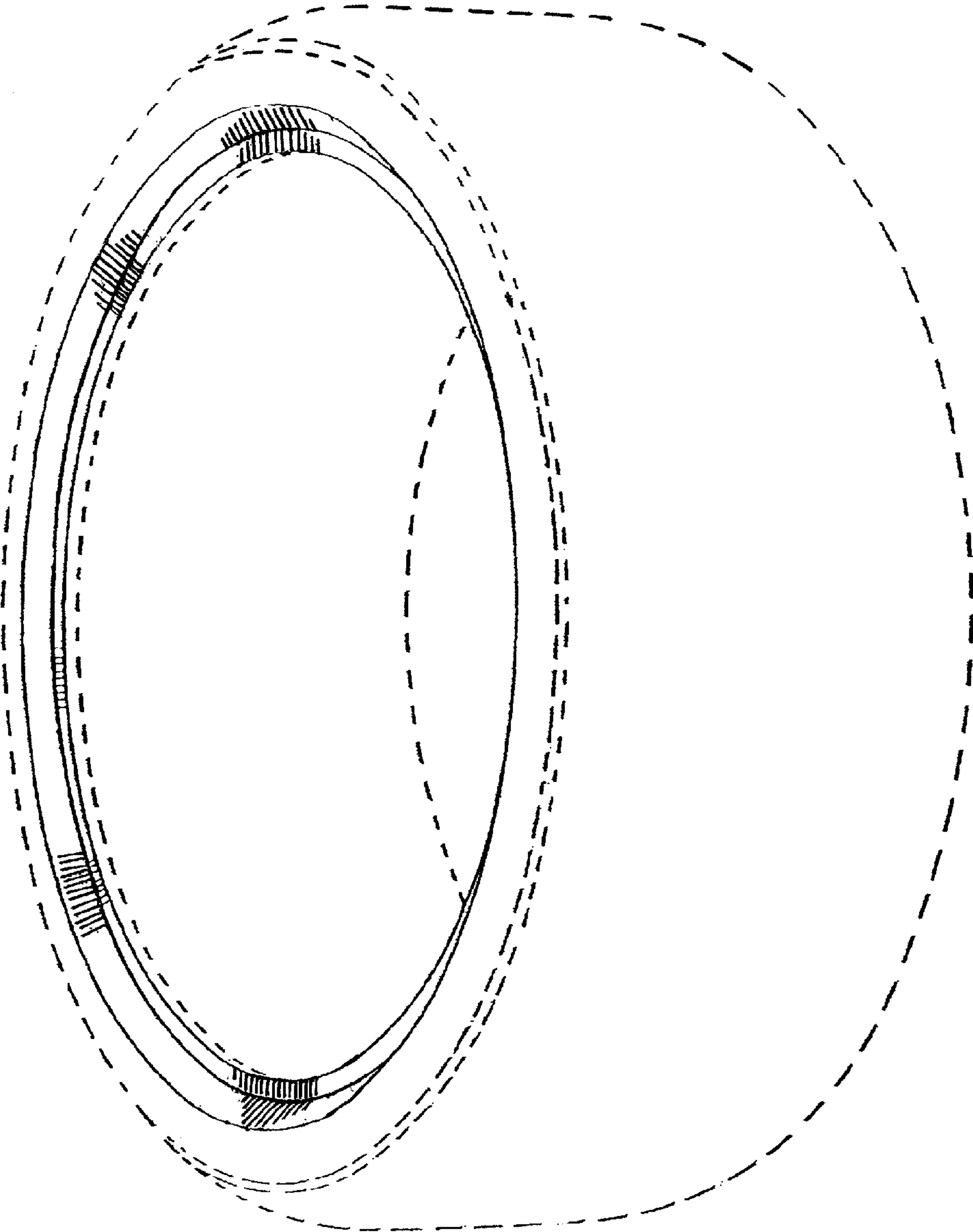


FIG. 2