



US00D626879S

(12) **United States Design Patent**
Mirisha

(10) **Patent No.:** **US D626,879 S**

(45) **Date of Patent:** **** Nov. 9, 2010**

(54) **JEWELRY PENDANT CONTAINING A
FOSSILIZED OR MODERN SHARK TOOTH**

(76) Inventor: **Tina A. Mirisha**, 929 Park St. North, St.
Petersburg, FL (US) 33710

(**) Term: **14 Years**

(21) Appl. No.: **29/341,108**

(22) Filed: **Jul. 30, 2009**

(51) **LOC (9) Cl.** **11-01**

(52) **U.S. Cl.** **D11/82**

(58) **Field of Classification Search** D11/1,
D11/2, 40, 43-45, 48-52, 79, 81, 82, 86,
D11/89, 90, 91; 63/1.11, 18-20, 23, 33;
D99/99

See application file for complete search history.

(56) **References Cited**

U.S. PATENT DOCUMENTS

D61,763	S	*	1/1923	Fuller	D11/82
1,804,833	A	*	5/1931	Johnston	63/36
2,350,421	A	*	6/1944	Schoder et al.	264/255
2,451,913	A	*	10/1948	Brice	428/67
3,886,248	A	*	5/1975	Nicholson	264/102
D250,006	S	*	10/1978	Kleiner	D11/79
D250,007	S	*	10/1978	Kleiner	D11/79
D282,353	S	*	1/1986	Wong	D11/82
D408,315	S	*	4/1999	Lavalais	D11/41
D442,878	S	*	5/2001	Jongsoonthornthurakit ..	D11/79	
D443,223	S	*	6/2001	Jongsoonthornthurakit ..	D11/79	
D518,752	S	*	4/2006	Udco	D11/89
D518,753	S	*	4/2006	Udco	D11/89

D519,054	S	*	4/2006	Udco	D11/89
D519,401	S	*	4/2006	Udco	D11/89
D520,400	S	*	5/2006	Udco	D11/89
D521,408	S	*	5/2006	Peterson	D11/79
D576,069	S	*	9/2008	Momjian	D11/79

* cited by examiner

Primary Examiner—Robert M Spear

Assistant Examiner—Rashida C McCoy

(74) *Attorney, Agent, or Firm*—QuickPatents, Inc.; Kevin Prince

(57) **CLAIM**

I claim the ornamental design for a jewelry pendant containing a fossilized or modern shark tooth, as shown and described.

DESCRIPTION

FIG. 1 is a perspective view of a jewelry pendant containing a fossilized or modern shark tooth, showing my new design;

FIG. 2 is a front elevational view thereof, the rear elevational view being a mirror image thereof;

FIG. 3 is a bottom plan view thereof;

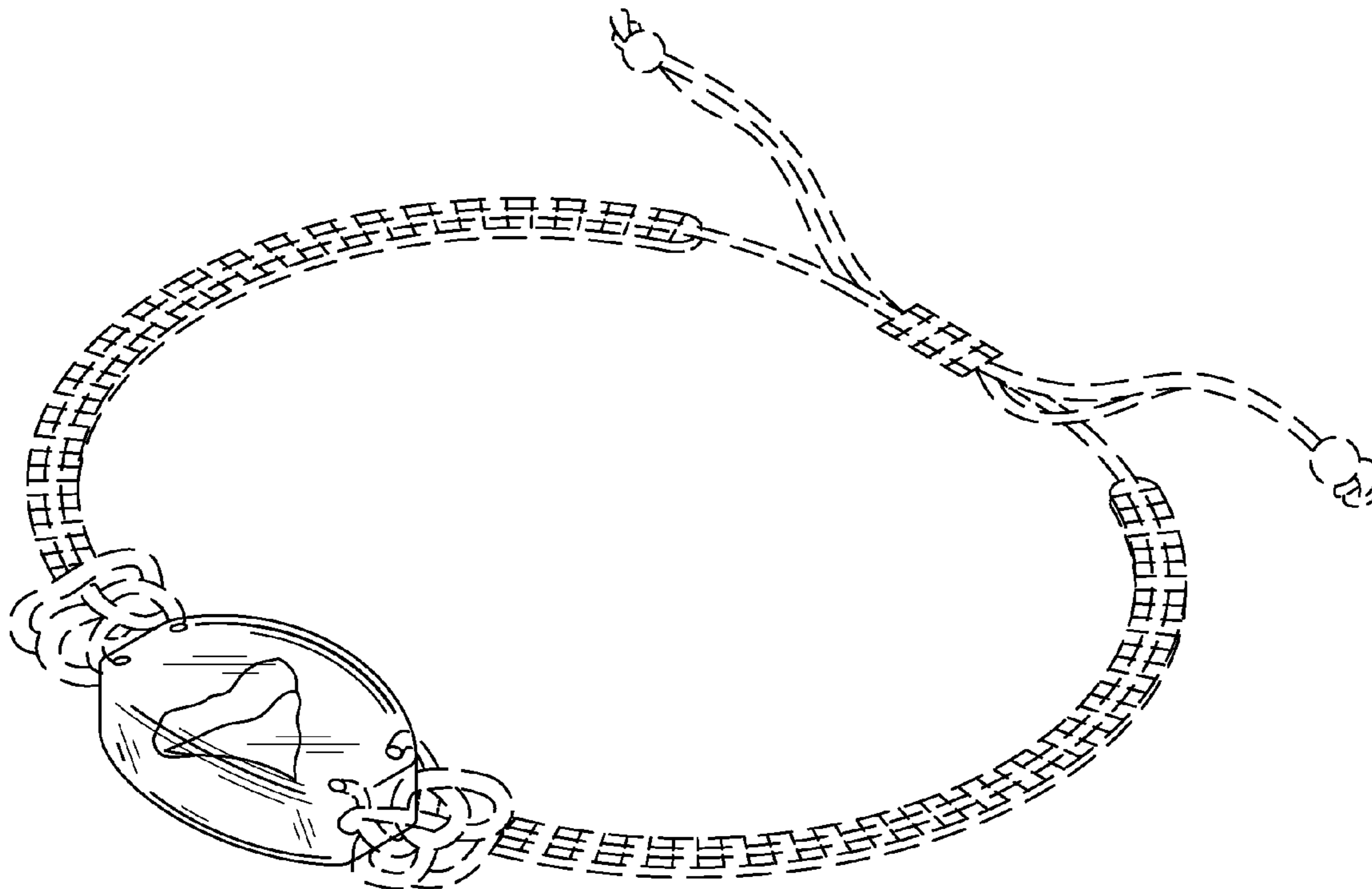
FIG. 4 is a top plan view thereof;

FIG. 5 is a left-side elevational view thereof; and,

FIG. 6 is a right-side elevational view thereof.

The broken lines showing a bracelet in FIG. 1 are included for the purpose of illustrating the invention in use, and form no part of the claimed design.

1 Claim, 2 Drawing Sheets



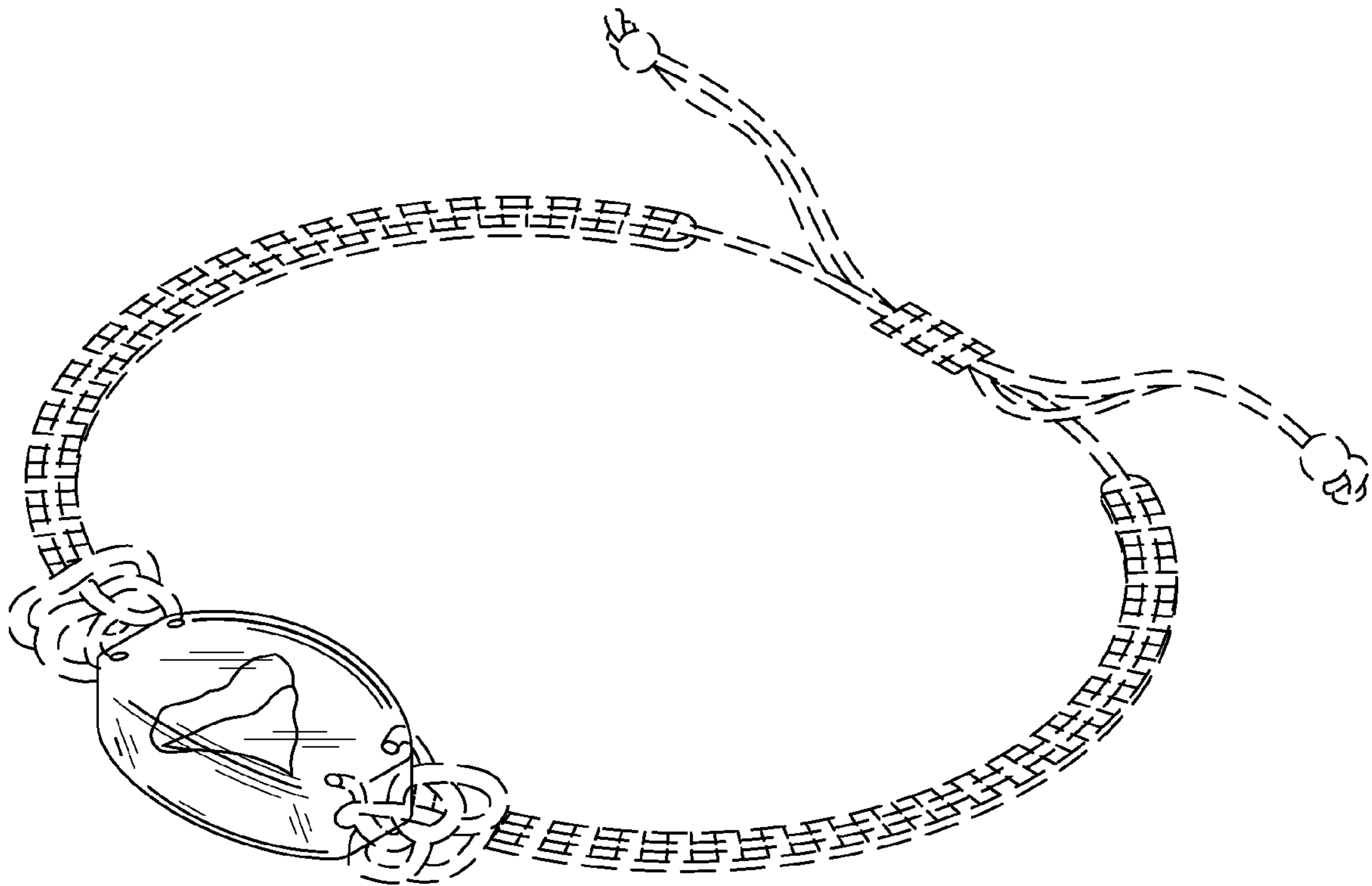


FIG. 1

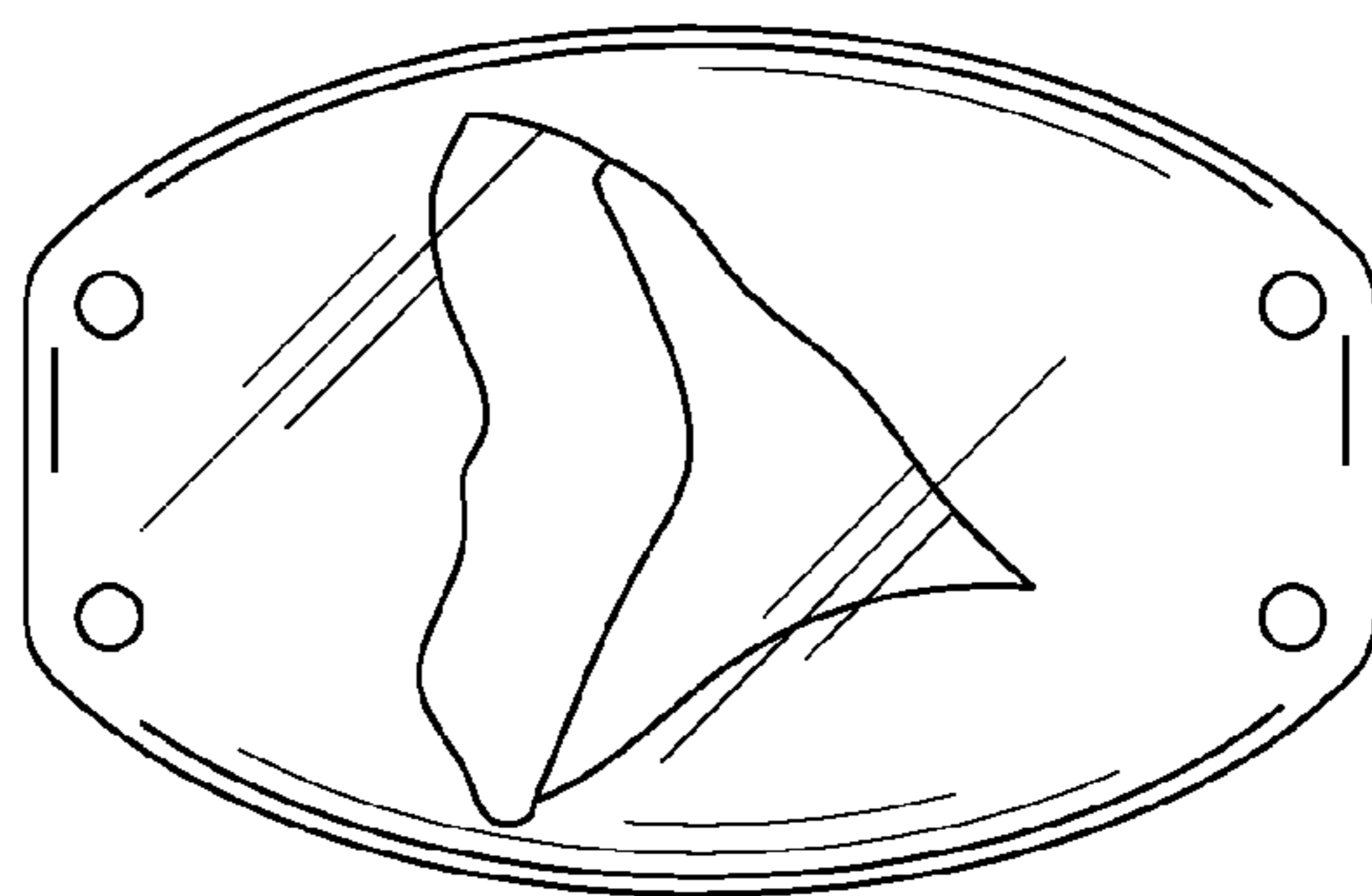


FIG. 2

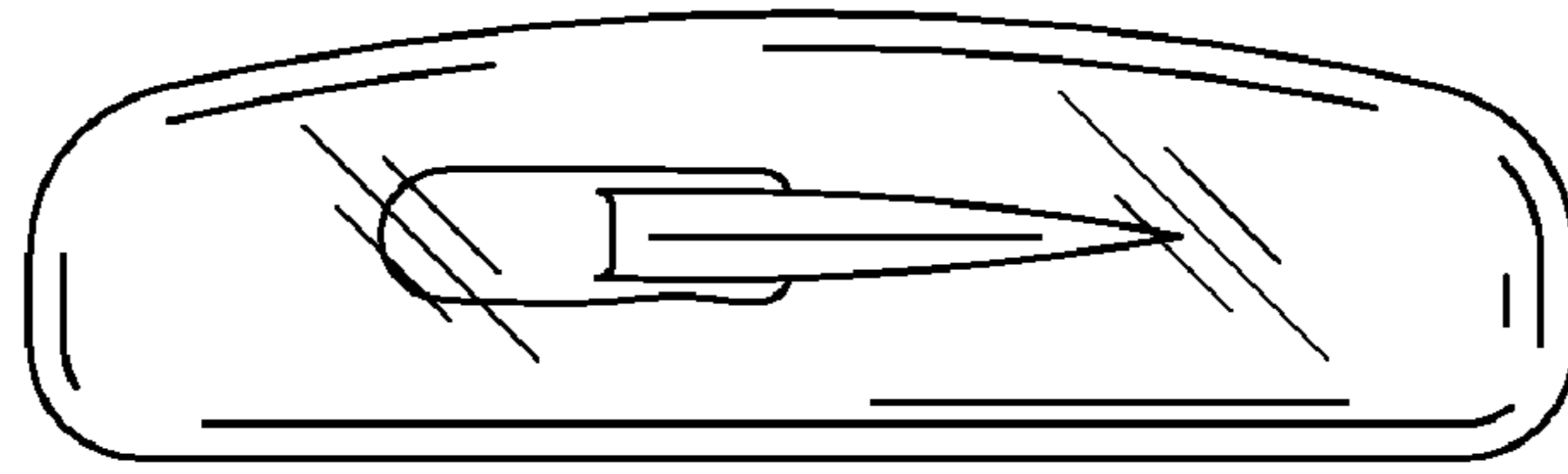


FIG. 3

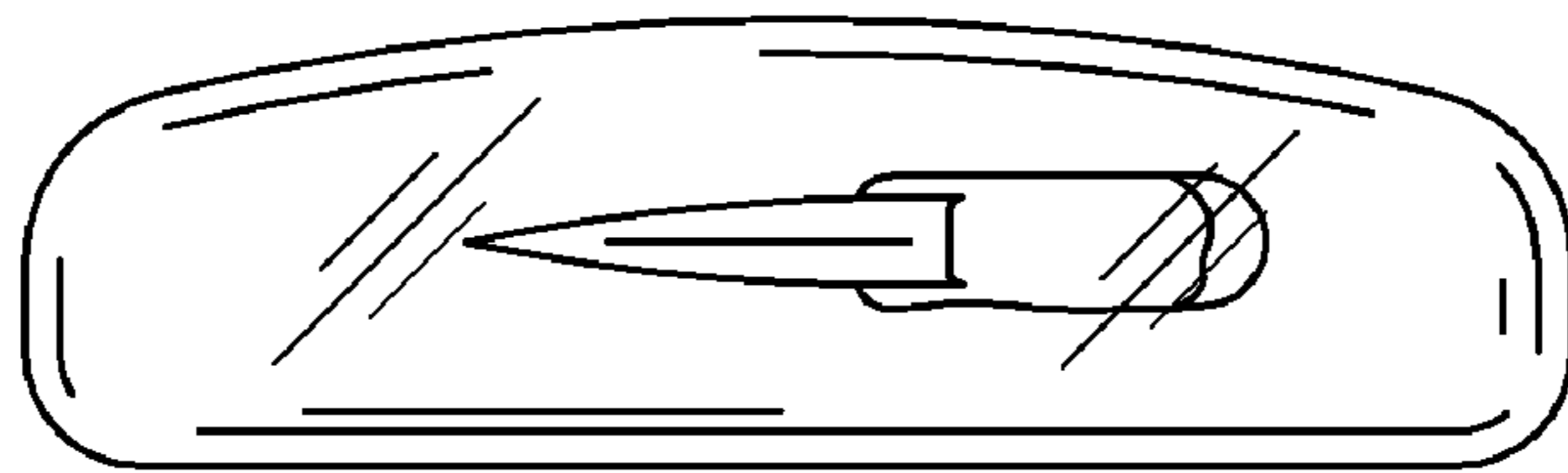


FIG. 4

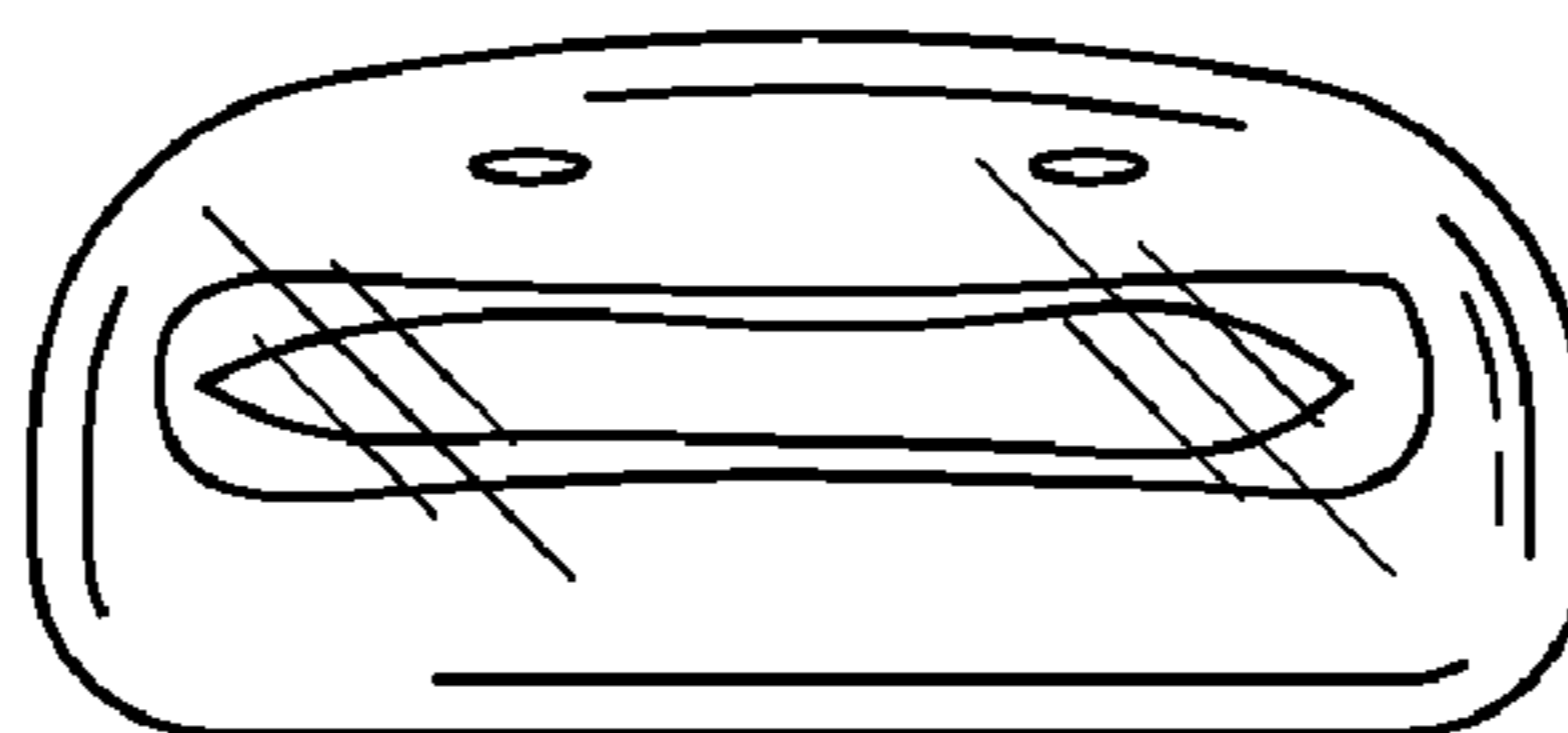


FIG. 5

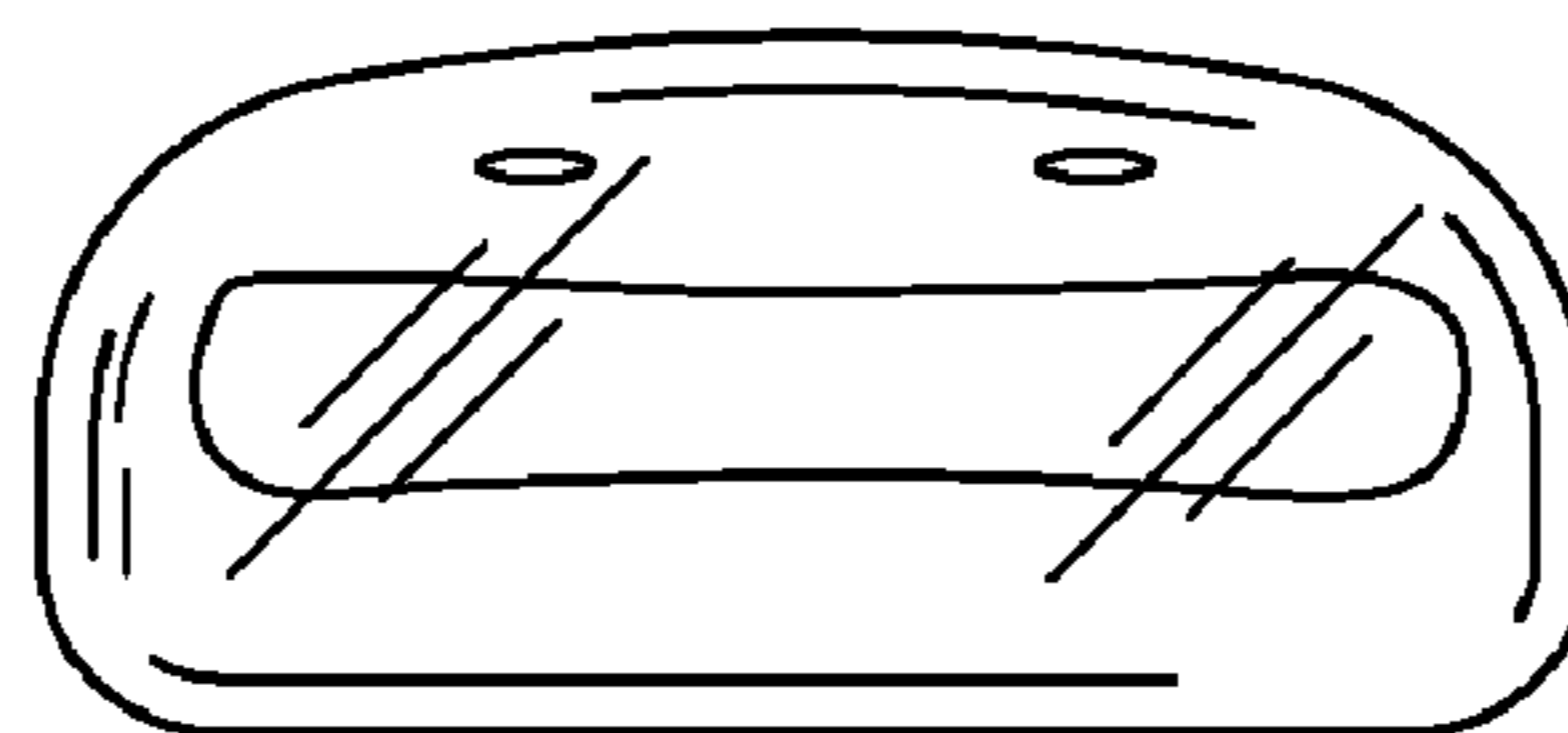


FIG. 6