



US00D626854S

(12) **United States Design Patent**
Chiang

(10) **Patent No.:** **US D626,854 S**

(45) **Date of Patent:** **** Nov. 9, 2010**

(54) **PACKAGING BOX**

(76) Inventor: **Pang-Ching Chiang**, 9F, No. 295, Sec. 4, Chung-Hsiao E. Rd., Taipei (TW)

(**) Term: **14 Years**

(21) Appl. No.: **29/354,246**

(22) Filed: **Jan. 21, 2010**

(51) **LOC (9) Cl.** **09-01**

(52) **U.S. Cl.** **D9/624; D9/415**

(58) **Field of Classification Search** D9/600–601, D9/621, 624–628, 702, 713, 414–415, 418, D9/430–433; 206/457, 458, 527; 220/890
See application file for complete search history.

(56) **References Cited**

U.S. PATENT DOCUMENTS

D172,540 S *	7/1954	Jacobsson	D9/624
D420,579 S *	2/2000	Nash et al.	D9/624
D453,682 S *	2/2002	Kusumi et al.	D9/632
D536,621 S *	2/2007	Tsutsumi et al.	D9/624
D580,774 S *	11/2008	Chiang	D9/624

D603,271 S * 11/2009 Kusumi et al. D9/624

* cited by examiner

Primary Examiner—Sandra Morris

(74) *Attorney, Agent, or Firm*—patenttm.us

(57) **CLAIM**

The ornamental design for a packaging box, as shown and described.

DESCRIPTION

FIG. 1 is a top perspective view of a packaging box showing my new design;

FIG. 2 is a front view thereof;

FIG. 3 is a rear view thereof;

FIG. 4 is a left view thereof;


FIG. 5 is a right view thereof;

FIG. 6 is a top view thereof;

FIG. 7 is a bottom view thereof; and,

FIG. 8 is a bottom perspective view thereof.

1 Claim, 5 Drawing Sheets






FIG. 1



FIG. 2



FIG. 3




FIG. 4




FIG. 5




FIG. 6




FIG. 7

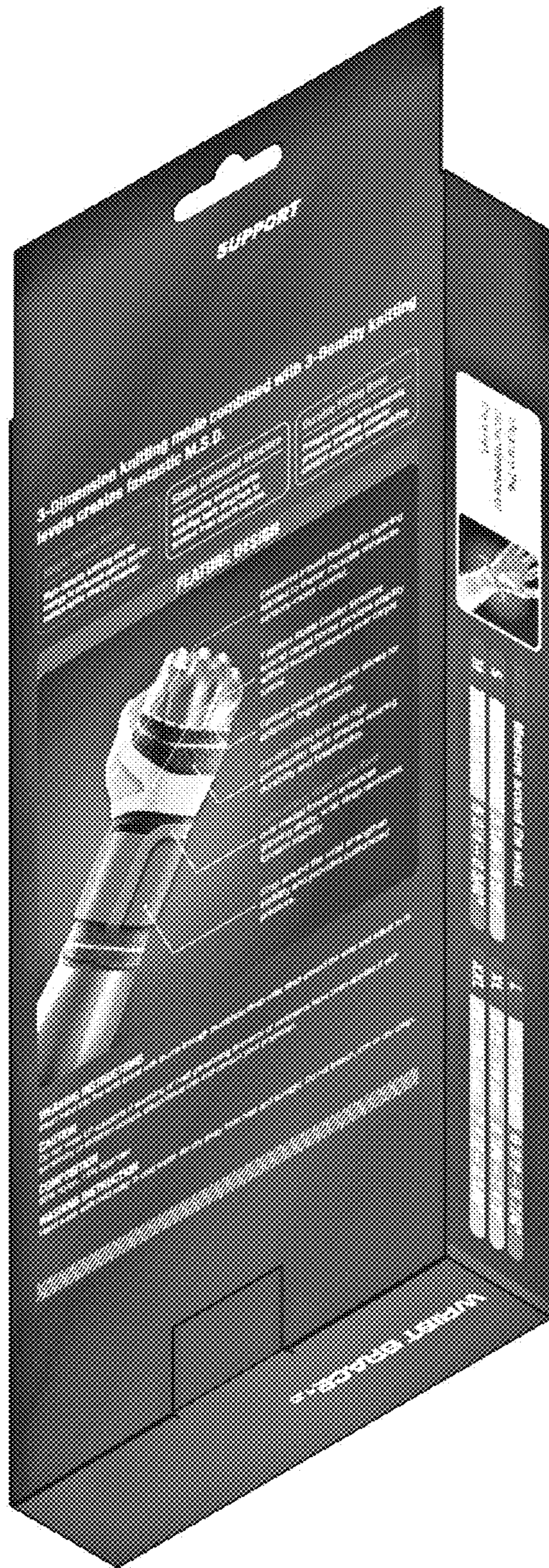


FIG. 8