



US00D626853S

(12) **United States Design Patent**  
**Chiang**

(10) **Patent No.:** **US D626,853 S**

(45) **Date of Patent:** **\*\* Nov. 9, 2010**

(54) **PACKAGING BOX**

(76) Inventor: **Pang-Ching Chiang**, 9F. No. 295, Sec. 4, Chung-Hsiao E. Rd., Taipei (TW)

(\*\*) Term: **14 Years**

(21) Appl. No.: **29/354,245**

(22) Filed: **Jan. 21, 2010**

(51) **LOC (9) Cl.** ..... **09-01**

(52) **U.S. Cl.** ..... **D9/624; D9/415**

(58) **Field of Classification Search** ..... D9/600–601, D9/621, 624–628, 702, 713, 414–415, 418, D9/430–433; 206/457, 458, 527; 220/890  
See application file for complete search history.

(56) **References Cited**

**U.S. PATENT DOCUMENTS**

- D420,579 S \* 2/2000 Nash et al. .... D9/624
- D453,682 S \* 2/2002 Kusumi et al. .... D9/632
- D536,621 S \* 2/2007 Tsutsumi et al. .... D9/624
- D580,774 S \* 11/2008 Chiang ..... D9/624

D603,271 S \* 11/2009 Kusumi et al. .... D9/624

\* cited by examiner

*Primary Examiner*—Sandra Morris

(74) *Attorney, Agent, or Firm*—patenttm.us

(57) **CLAIM**

The ornamental design for a packaging box, as shown and described.

**DESCRIPTION**

FIG. 1 is a top perspective view of a packaging box showing my new design;

FIG. 2 is a front view thereof;

FIG. 3 is a rear view thereof;

FIG. 4 is a left view thereof;

FIG. 5 is a right view thereof;

FIG. 6 is a top view thereof;

FIG. 7 is a bottom view thereof; and,

FIG. 8 is a bottom perspective view thereof.

**1 Claim, 5 Drawing Sheets**






FIG. 1




FIG. 2

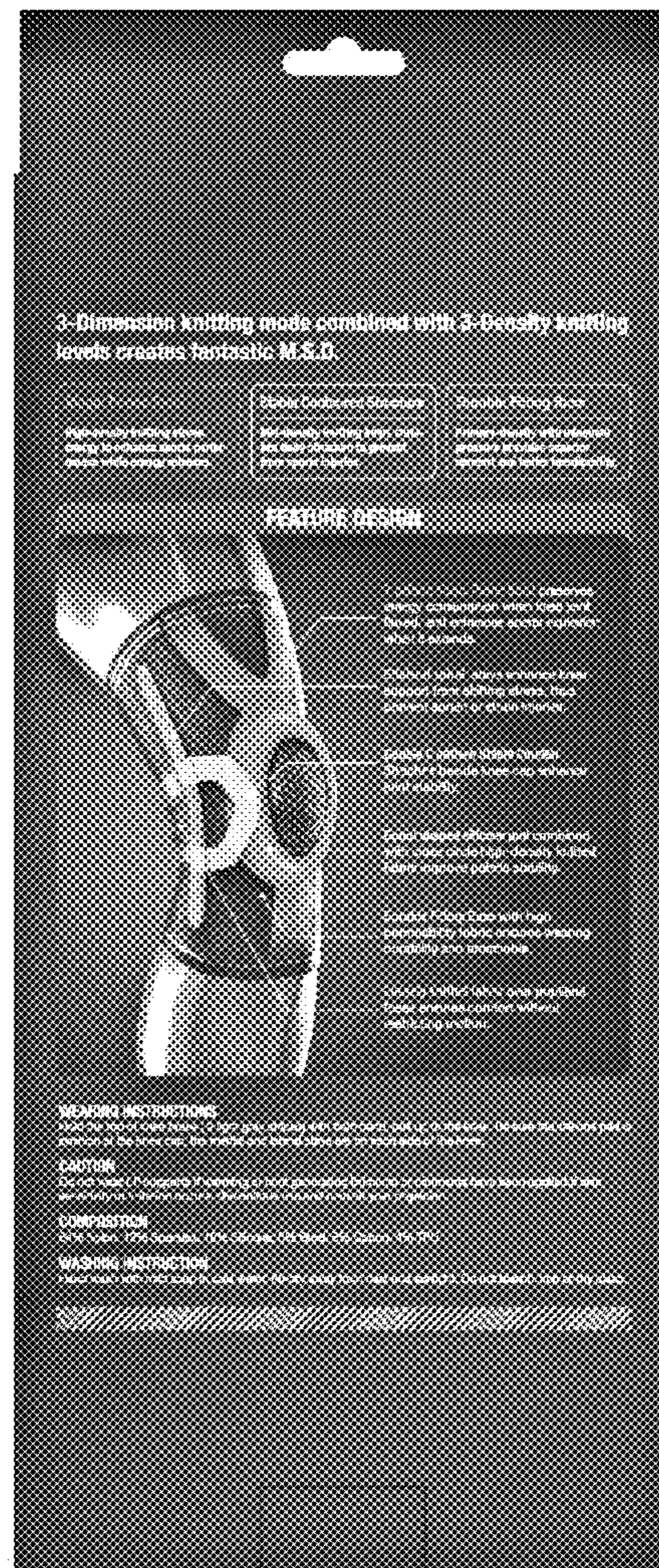


FIG. 3

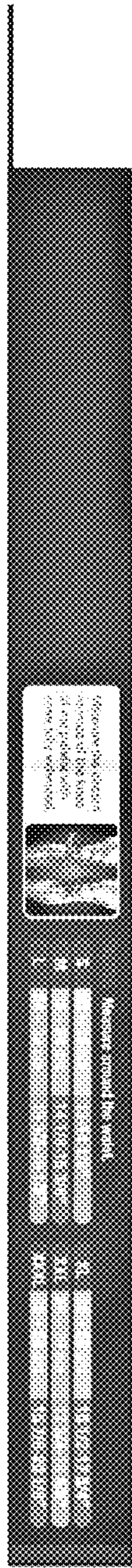


FIG. 4




FIG. 5




FIG. 6




FIG. 7

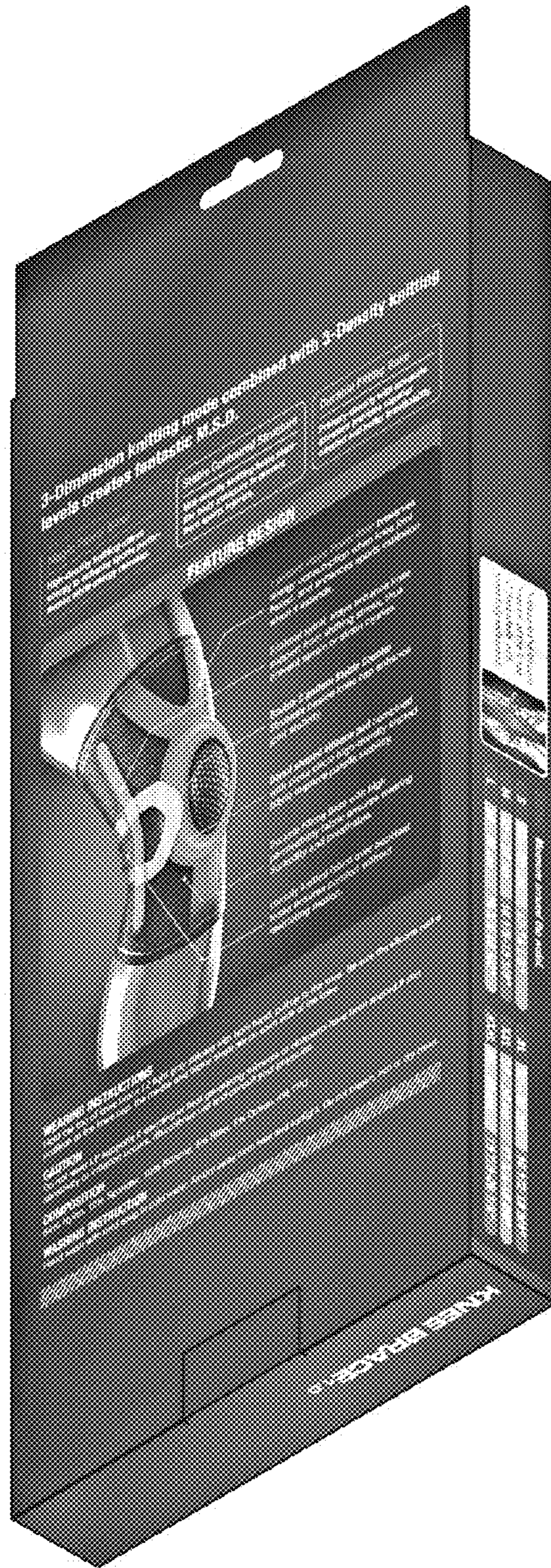


FIG. 8