



US00D626848S

(12) **United States Design Patent**
Chewning et al.

(10) **Patent No.:** **US D626,848 S**

(45) **Date of Patent:** **** Nov. 9, 2010**

(54) **BOTTLE**

(75) Inventors: **Leah Marie Chewning**, Mableton, GA (US); **Megan Hurley**, Jackson, MI (US); **John Brendan Simon**, Farmington Hills, MI (US); **Christopher W. Burt**, Ann Arbor, MI (US); **Richard K. Rangler**, Tipton, MI (US); **Richard John Steih**, Jackson, MI (US)

(73) Assignee: **The Coca-Cola Company**, Atlanta, GA (US)

(**) Term: **14 Years**

(21) Appl. No.: **29/331,425**

(22) Filed: **Jan. 26, 2009**

(51) **LOC (9) Cl.** **09-01**

(52) **U.S. Cl.** **D9/538; D9/539**

(58) **Field of Classification Search** D9/500,
D9/516, 519, 537-541, 549, 551, 556-558,
D9/682-694; 215/381-385

See application file for complete search history.

(56) **References Cited**

U.S. PATENT DOCUMENTS

4,082,200	A	*	4/1978	Guest et al.	215/376
D366,831	S	*	2/1996	Semersky et al.	D9/538 X
5,704,503	A	*	1/1998	Krishnakumar et al.	215/381
D448,673	S	*	10/2001	Bretz et al.	D9/557 X
D454,500	S	*	3/2002	Bretz et al.	D9/538
D465,158	S	*	11/2002	Peek et al.	D9/538
D466,813	S	*	12/2002	Thierjung et al.	D9/500
D488,722	S	*	4/2004	Evans et al.	D9/538
D488,723	S	*	4/2004	Evans et al.	D9/551 X

D504,617	S	*	5/2005	Pedmo et al.	D9/541
D527,643	S	*	9/2006	Gottlieb	D9/538
D531,508	S	*	11/2006	Steih et al.	D9/516
D532,693	S	*	11/2006	Steih et al.	D9/516
7,178,684	B1	*	2/2007	Budden et al.	215/383 X
D551,081	S	*	9/2007	Ohara et al.	D9/537 X
D584,627	S	*	1/2009	Lepoitevin	D9/538
D608,642	S	*	1/2010	Black	D9/500
D609,570	S	*	2/2010	Suchenski et al.	D9/500
D610,015	S	*	2/2010	Yourist et al.	D9/538
D610,017	S	*	2/2010	Howell et al.	D9/538
D623,530	S	*	9/2010	Ungrady et al.	D9/539 X

* cited by examiner

Primary Examiner—Carol Rademaker

(74) *Attorney, Agent, or Firm*—Michael J. Kline

(57) **CLAIM**

We claim the ornamental design for a bottle, as shown and described.

DESCRIPTION

FIG. 1 is a top front perspective view of a bottle showing our new design;

FIG. 2 is a right side elevational view thereof;

FIG. 3 is a left side elevational view thereof;

FIG. 4 is a front elevational view thereof;

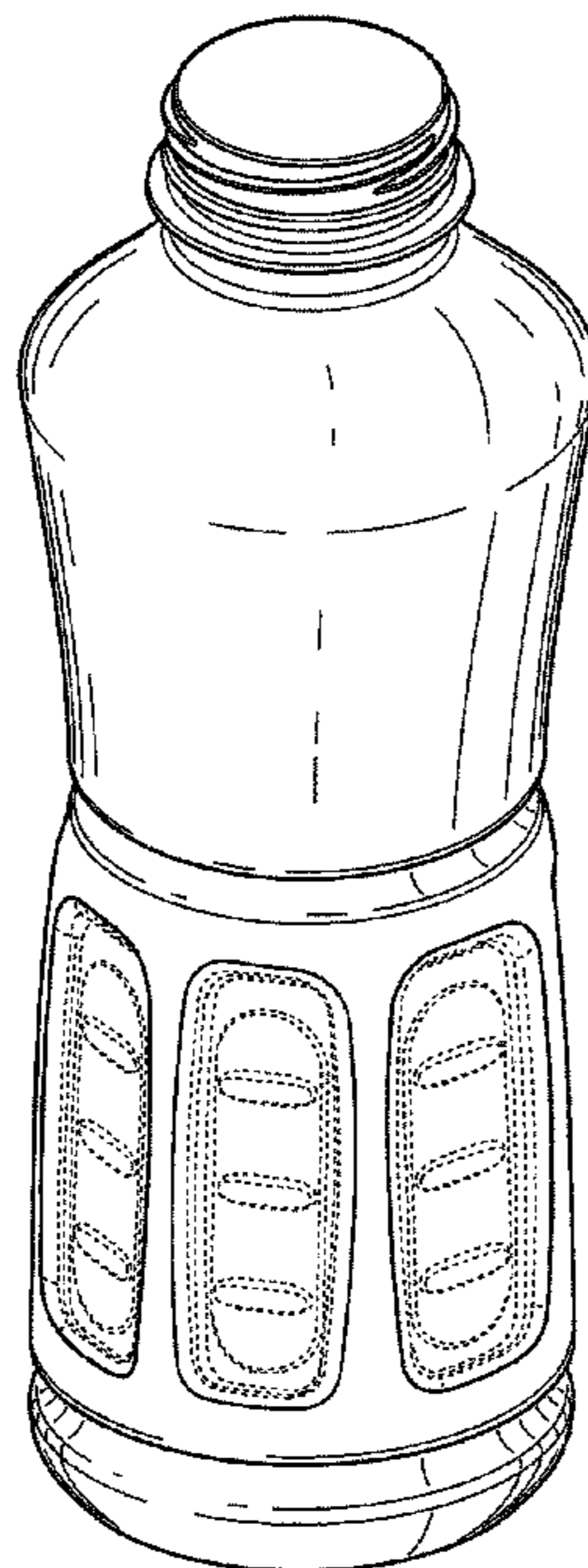
FIG. 5 is a back elevational view thereof;

FIG. 6 is a top plan view thereof; and,

FIG. 7 is a bottom plan view thereof.

The broken lines in the drawings are for illustrative purposes only and form no part of the claimed design.

1 Claim, 4 Drawing Sheets



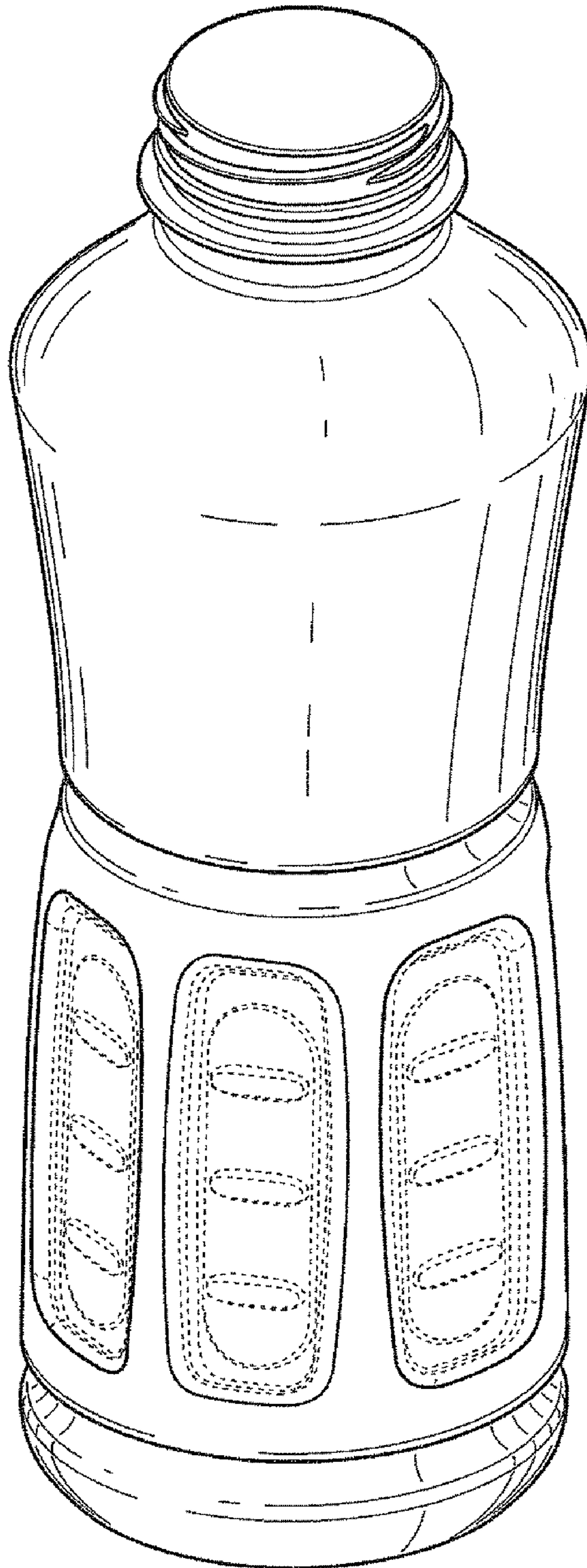


Fig. 1

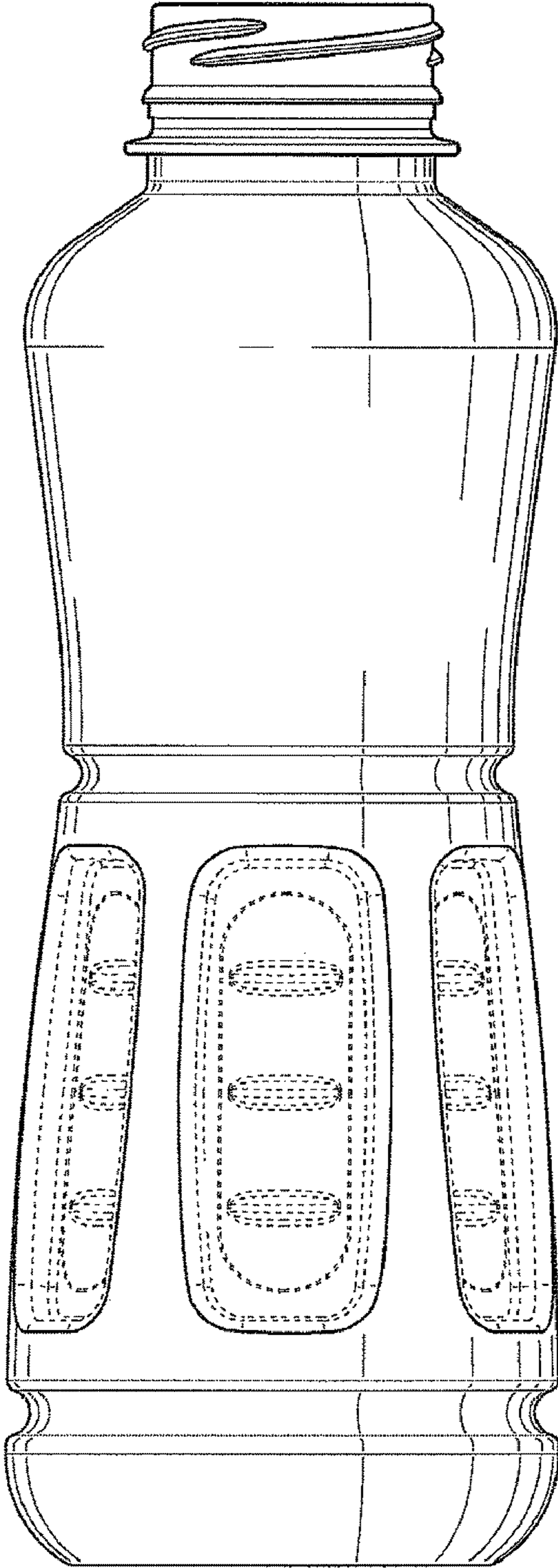


Fig. 2

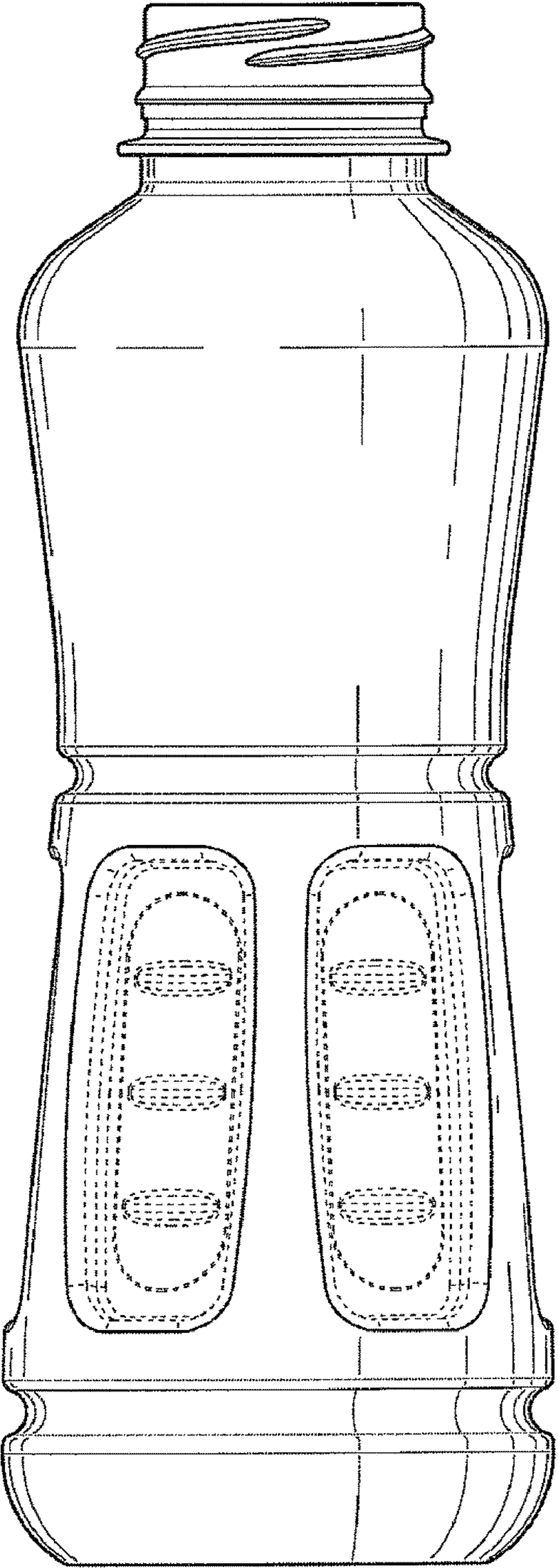


Fig. 3

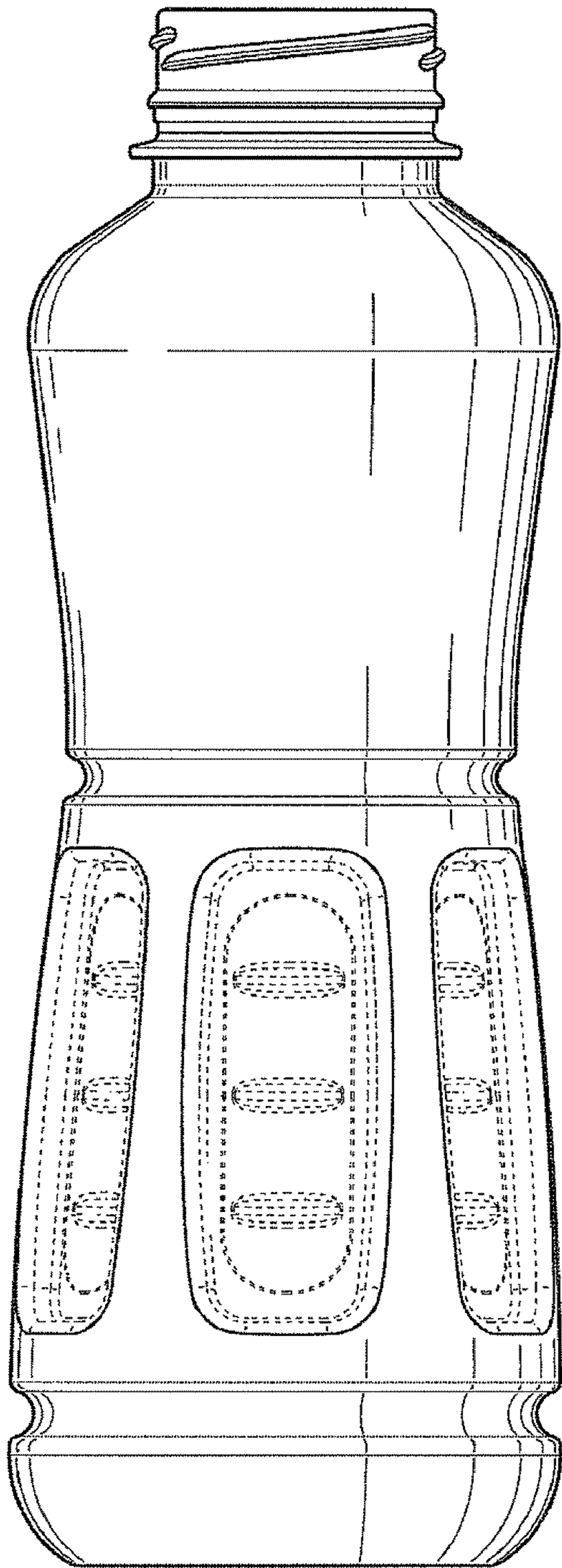


Fig. 4

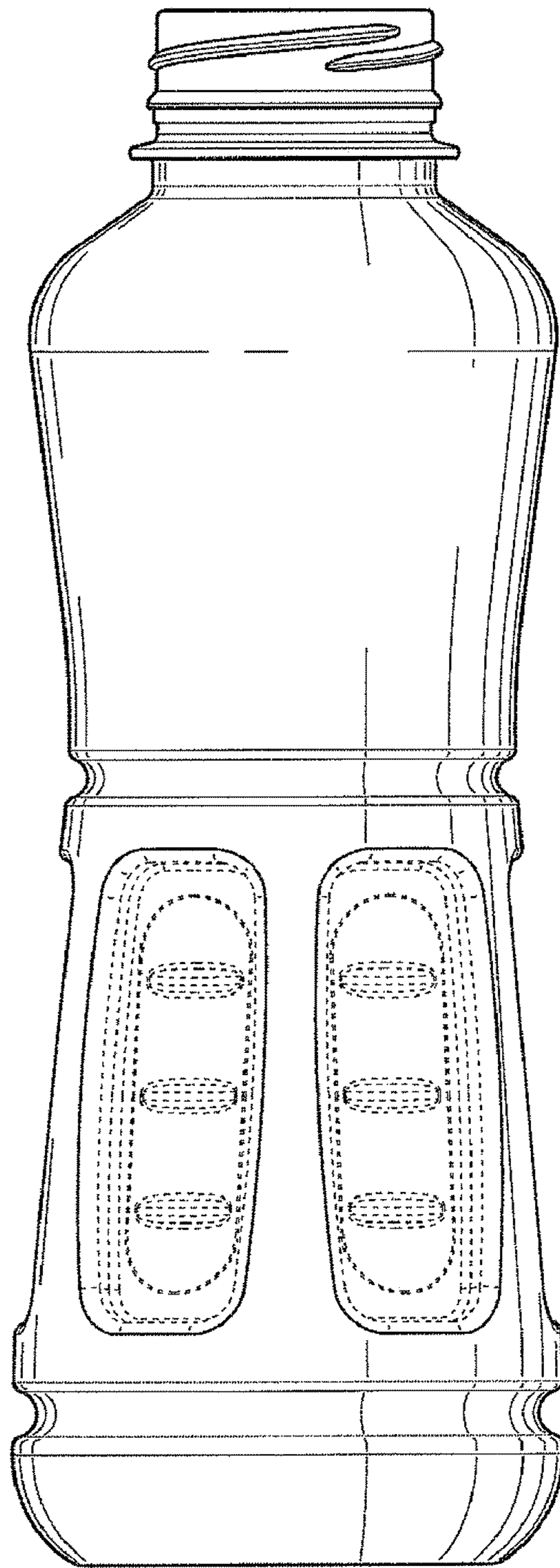


Fig. 5

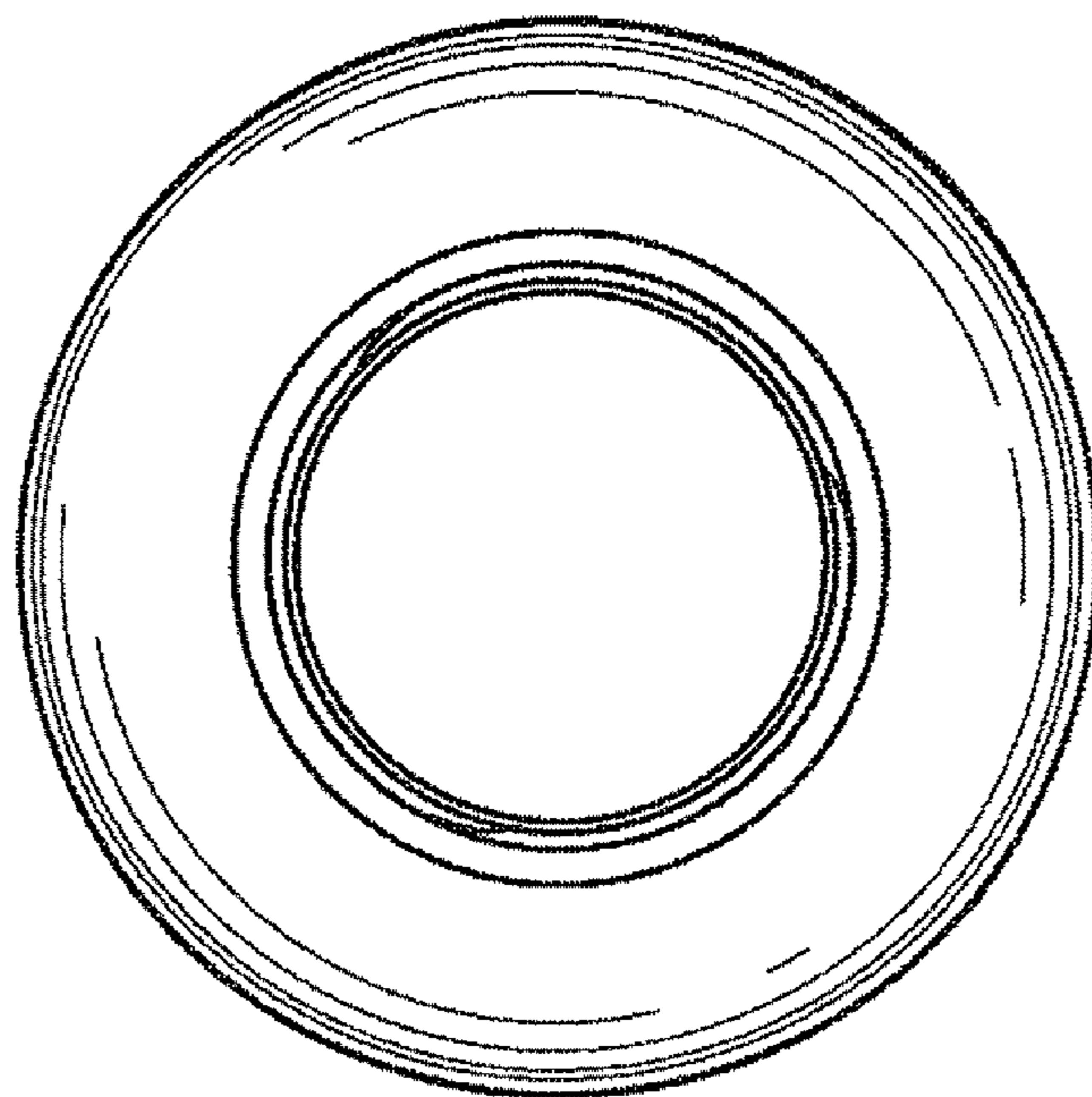


Fig. 6

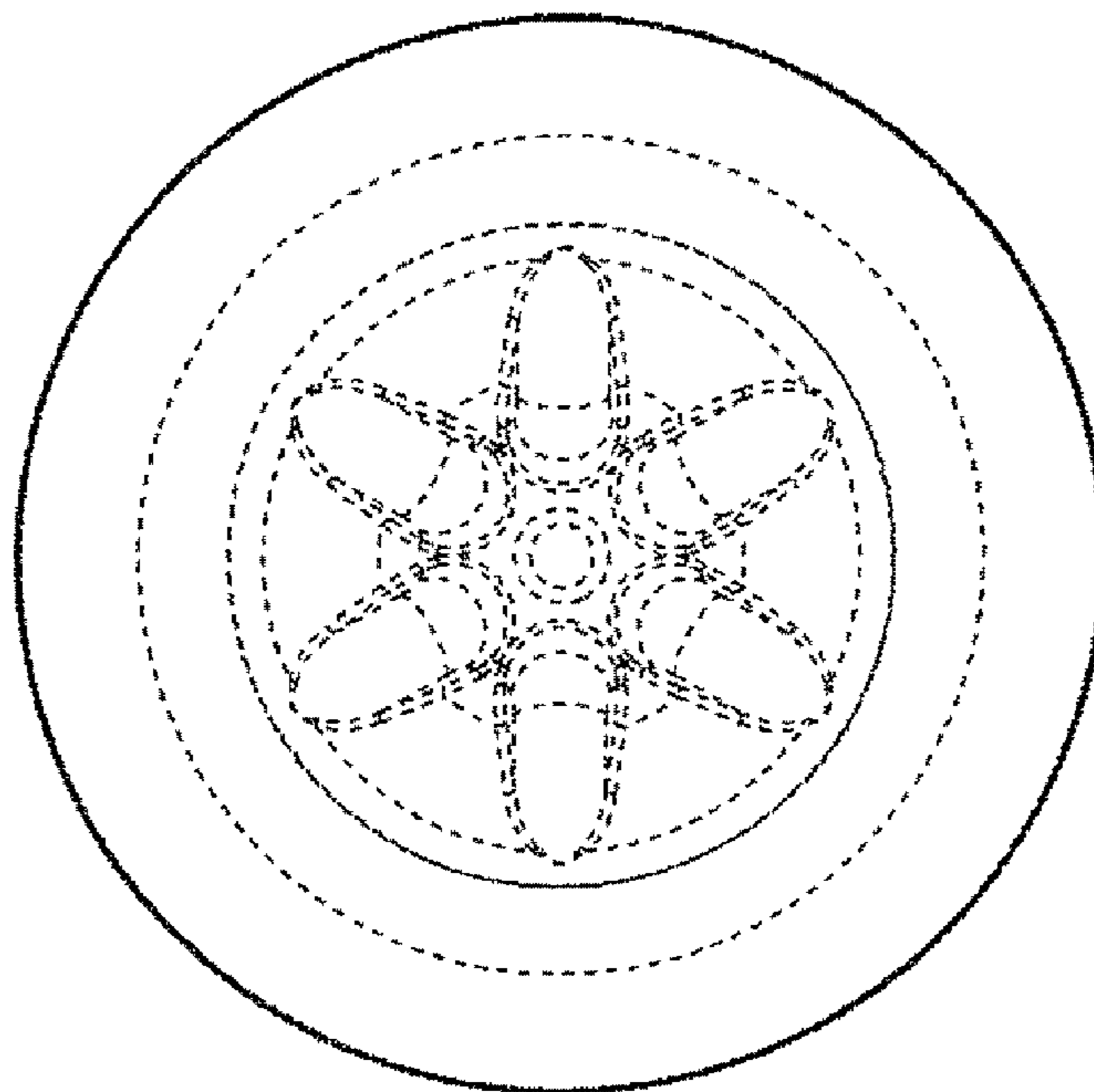


Fig. 7