



US00D626834S

(12) **United States Design Patent**  
**Zutler et al.**

(10) **Patent No.:** **US D626,834 S**

(45) **Date of Patent:** **\*\* Nov. 9, 2010**

(54) **PACKAGE FOR LINENS**

(75) Inventors: **Jacqueline A. Zutler**, Plainview, NY (US); **Nancy Cho Ahn**, San Francisco, CA (US)

(73) Assignee: **WestPoint Home, Inc.**, New York, NY (US)

(\*\*) Term: **14 Years**

(21) Appl. No.: **29/334,863**

(22) Filed: **Apr. 3, 2009**

(51) **LOC (9) Cl.** ..... **09-03**

(52) **U.S. Cl.** ..... **D9/432**

(58) **Field of Classification Search** ..... D9/430-433, D9/414, 418, 420-423, 434; D11/221; 206/278, 206/297, 299, 457, 770, 737, 810, 822; 229/100, 229/101, 101.3, 106, 108, 108.1, 116.1, 116.3, 229/116.5, 121, 122, 201, 213, 221, 222, 229/227, 922, 939, 942, 87.08, 101.2, 193, 229/195, 197

See application file for complete search history.

(56) **References Cited**

**U.S. PATENT DOCUMENTS**

D9,496 S *	9/1876	Campfield	.....	D5/59
1,041,552 A *	10/1912	Wokoun	.....	206/740
D77,013 S *	11/1928	Liddell	.....	D9/432
D154,978 S *	8/1949	Baud	.....	D9/432
D189,555 S *	1/1961	Roth	.....	D9/418
3,875,716 A *	4/1975	Eusemann	.....	52/311.2
D268,328 S *	3/1983	Lovett, Jr.	.....	D3/295
5,207,326 A *	5/1993	Benach	.....	206/424
D391,481 S *	3/1998	Oxley	.....	D9/432
D419,443 S *	1/2000	Yonehara et al.	.....	D9/432
6,161,959 A *	12/2000	Abraham	.....	383/97
D437,483 S *	2/2001	Bisbal et al.	.....	D3/276
6,220,443 B1 *	4/2001	Damaskos	.....	206/763
6,598,783 B2 *	7/2003	Brinkman	.....	229/116.1

(Continued)

*Primary Examiner*—Robert M Spear

*Assistant Examiner*—Karen Acker

(74) *Attorney, Agent, or Firm*—Loeb & Loeb LLP

(57) **CLAIM**

The ornamental design for a package for linens, as shown and described.

**DESCRIPTION**

FIG. 1 is a front view of the package for linens showing the new design.

FIG. 2 is a front perspective view of the package for linens of FIG. 1.

FIG. 3 is a top view of the package for linens of FIG. 1.

FIG. 4 is a bottom view of the package for linens of FIG. 1.

FIG. 5 is a left-side view of the package for linens of FIG. 1.

FIG. 6 is a right-side view of the package for linens of FIG. 1.

FIG. 7 is back view of the package for linens of FIG. 1.

FIG. 8 is a front view of the package for linens of FIG. 1 shown in an exemplary display environment with other packages in a stacked configuration;

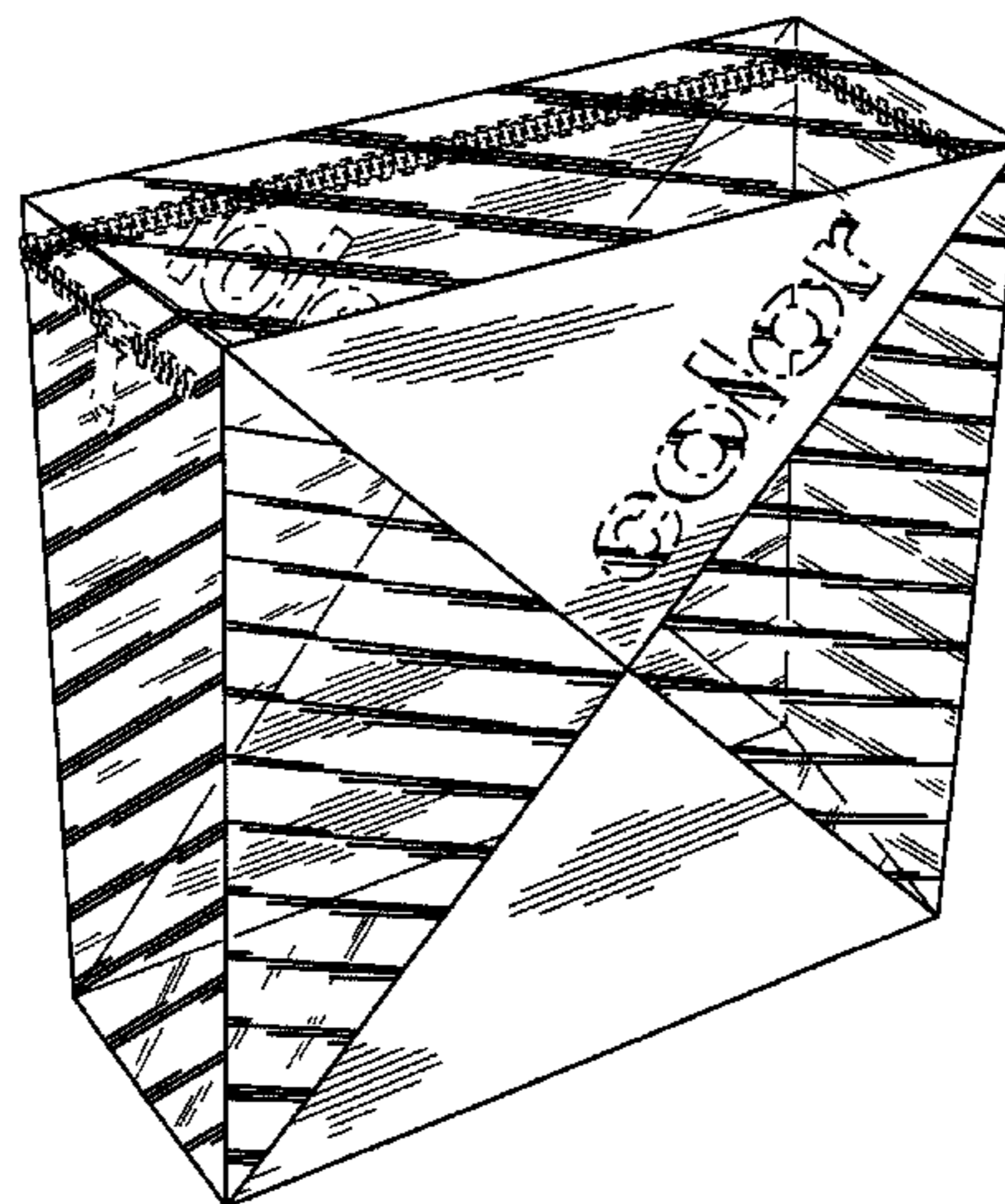
FIG. 9 is a front view of the package for linens of FIG. 1 shown in an exemplary display environment with other packages in a stacked configuration upon shelving;

FIG. 10 is a back view of the package for linens of FIG. 1 shown in an exemplary display environment with other packages in a stacked configuration; and,

FIG. 11 is a back view of the package for linens of FIG. 1 shown in an exemplary display environment with other packages in a stacked configuration upon shelving.

The broken lines in the drawings represent unclaimed environmental subject matter.

**1 Claim, 8 Drawing Sheets**



# US D626,834 S

Page 2

---

## U.S. PATENT DOCUMENTS

D596,856 S *	7/2009	Udwin	.....	D3/289						
D598,194 S *	8/2009	Turvey et al.	.....	D3/289						
7,597,208 B2 *	10/2009	Wang	.....	220/6						
					2001/0045367 A1 *	11/2001	Bisbal et al.	.....	206/223	
					2003/0234199 A1 *	12/2003	Morita et al.	.....	206/459.5	

\* cited by examiner

FIG. 1

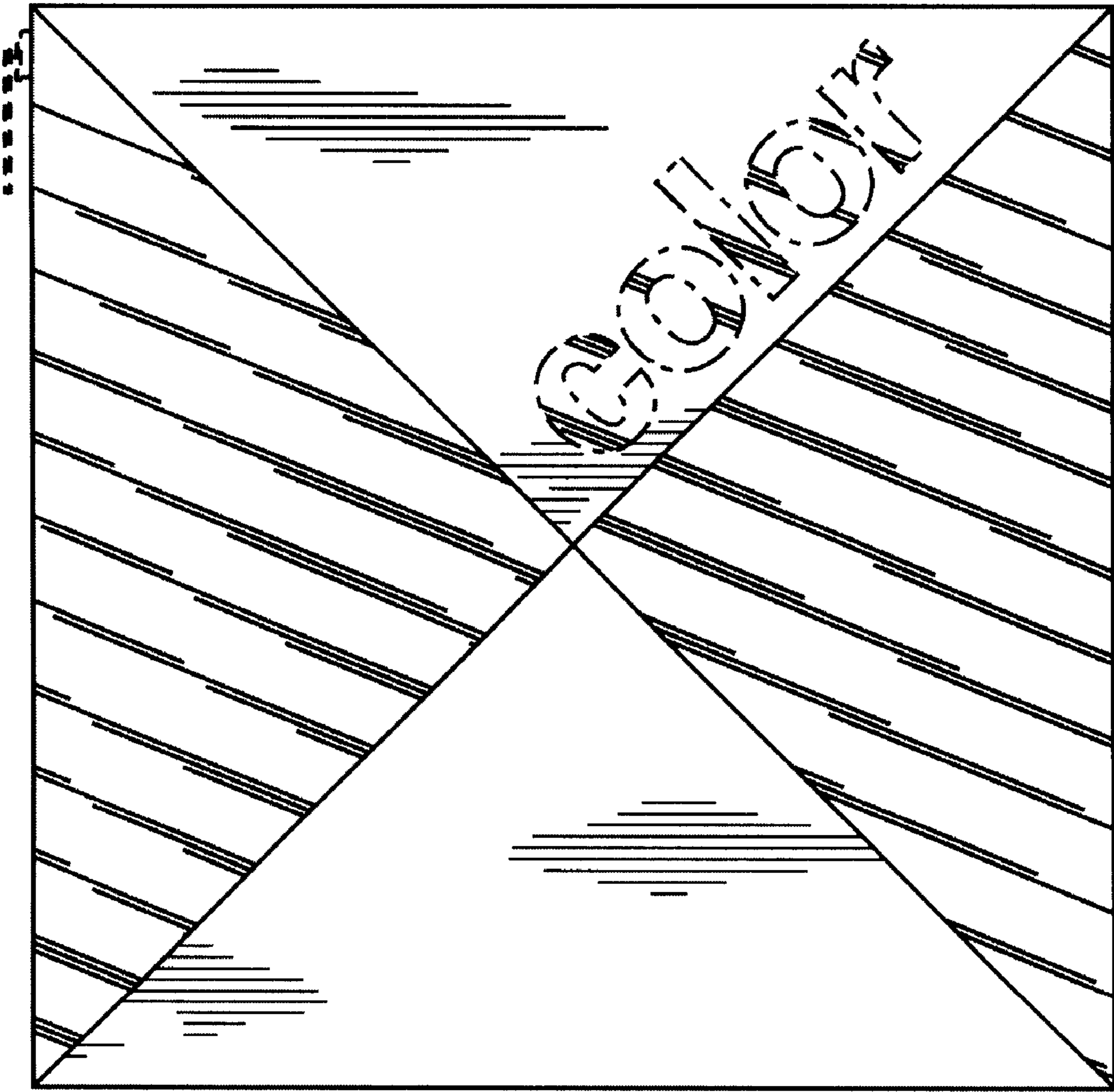


FIG. 2

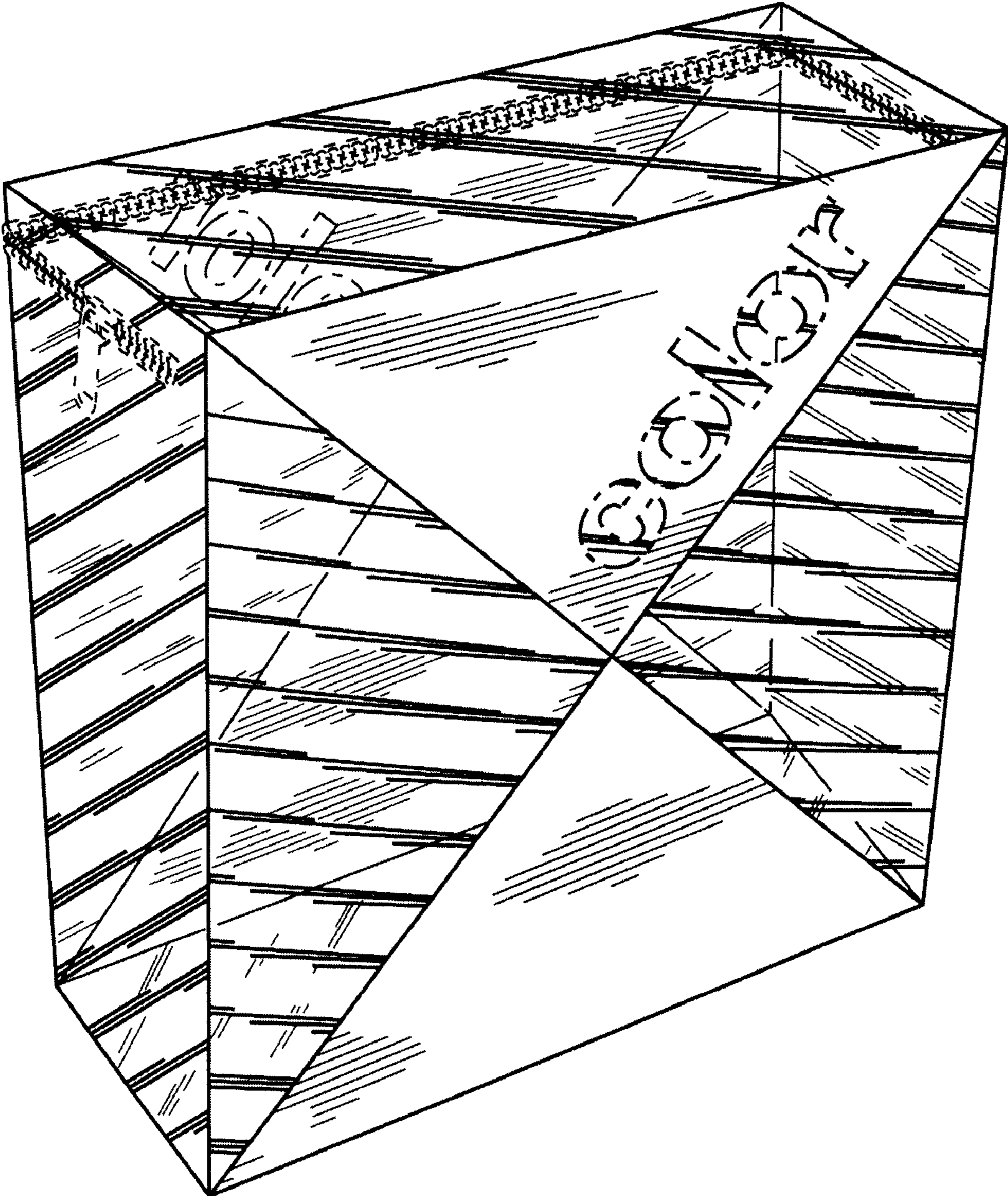


FIG. 3

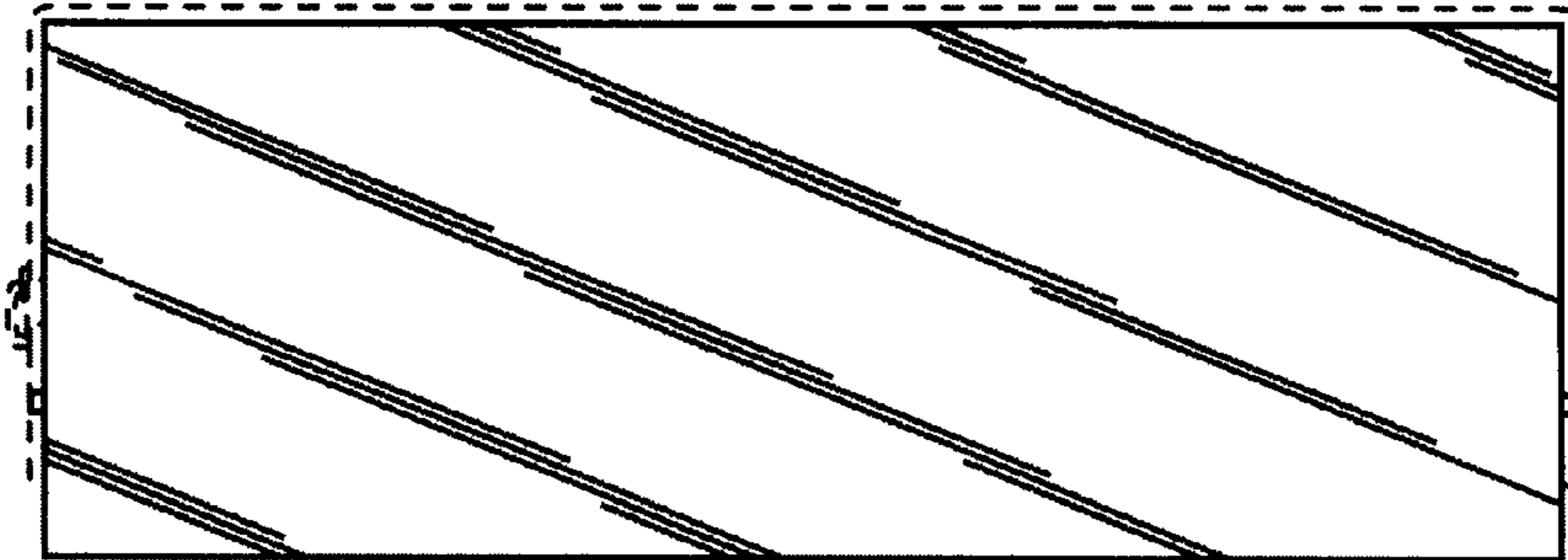


FIG. 4

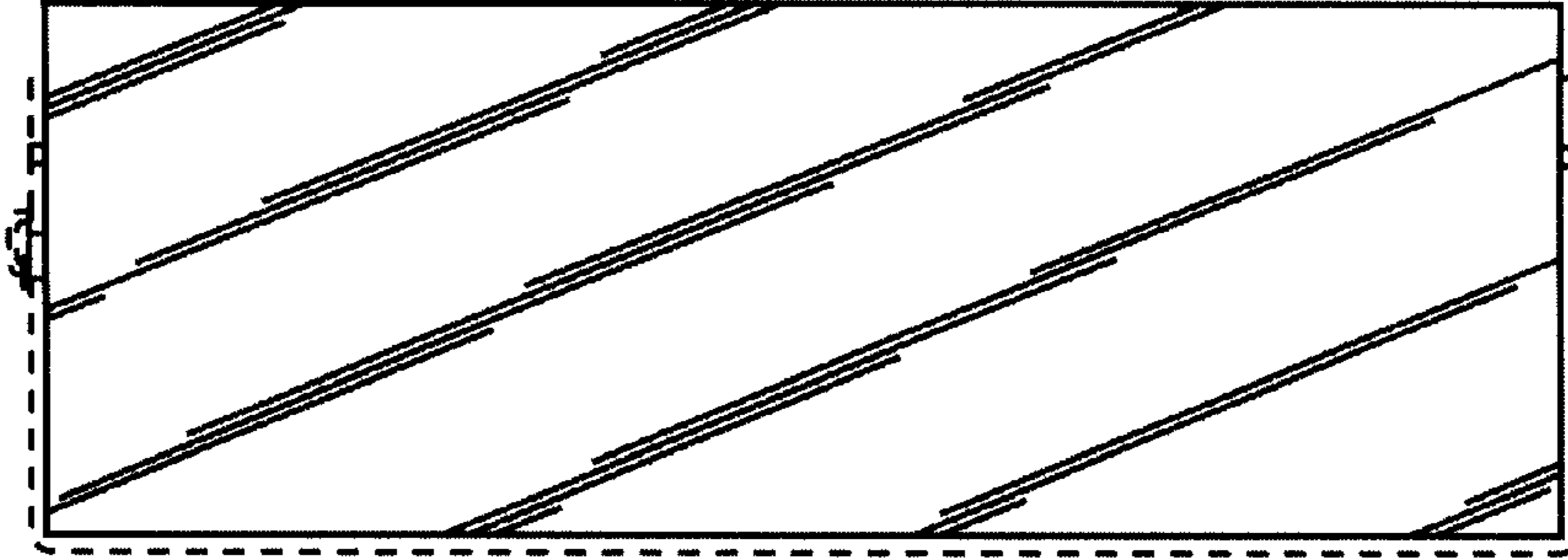


FIG. 5

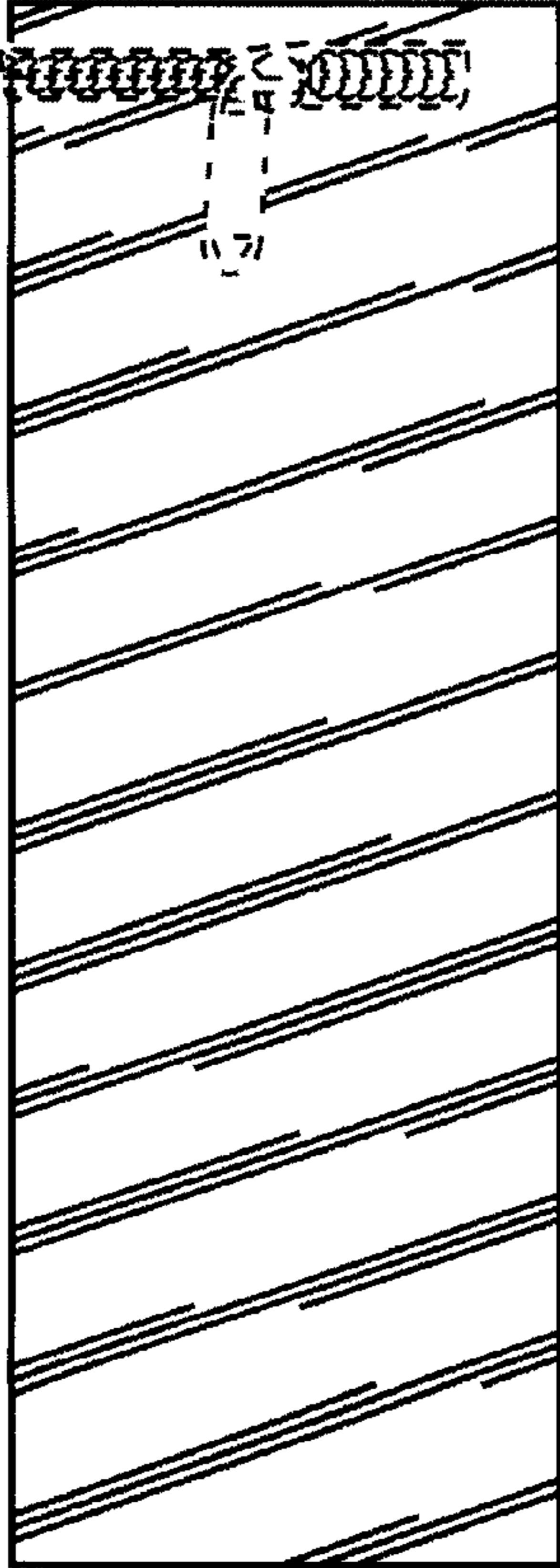


FIG. 6




FIG. 7

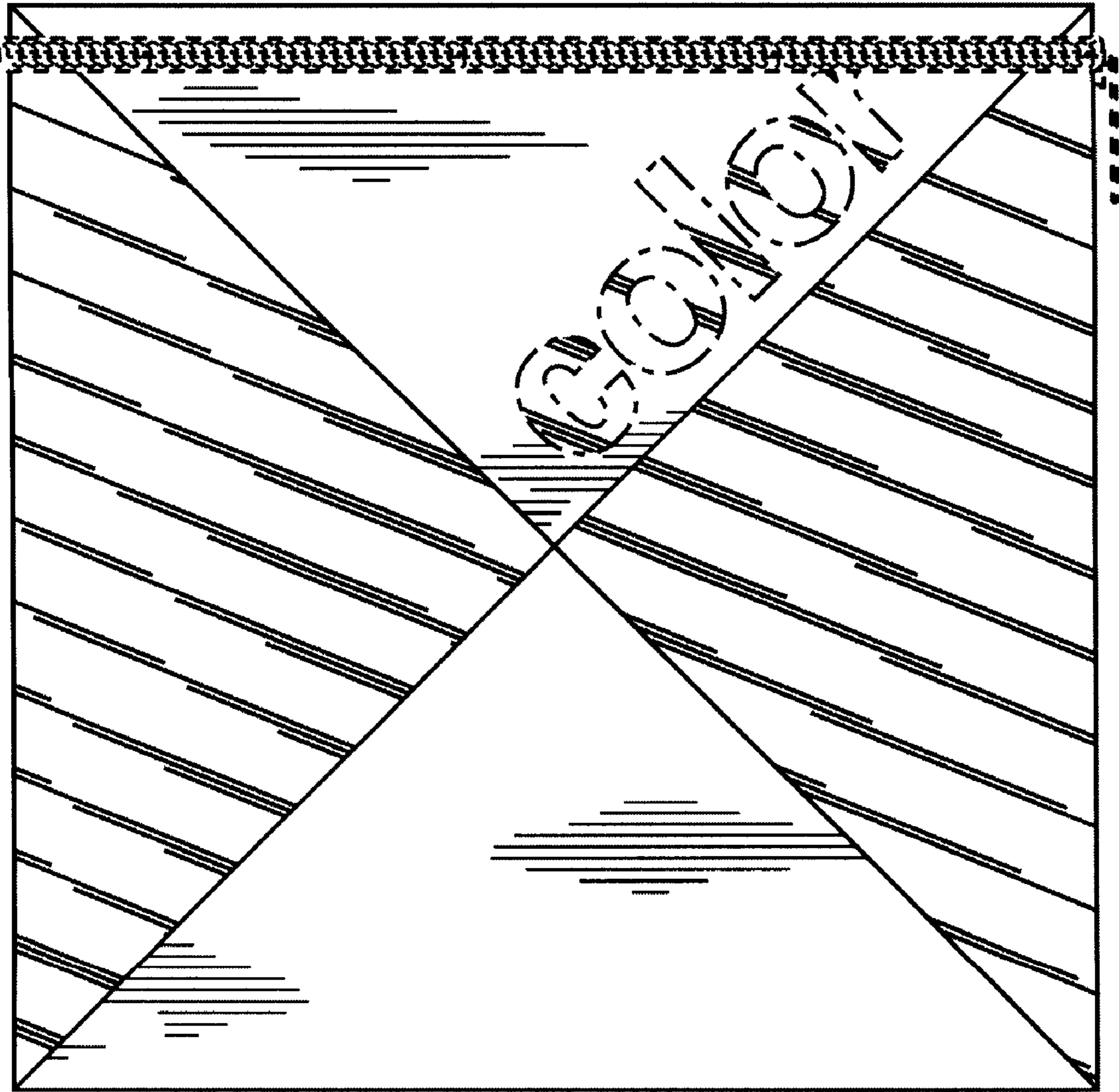


FIG. 8

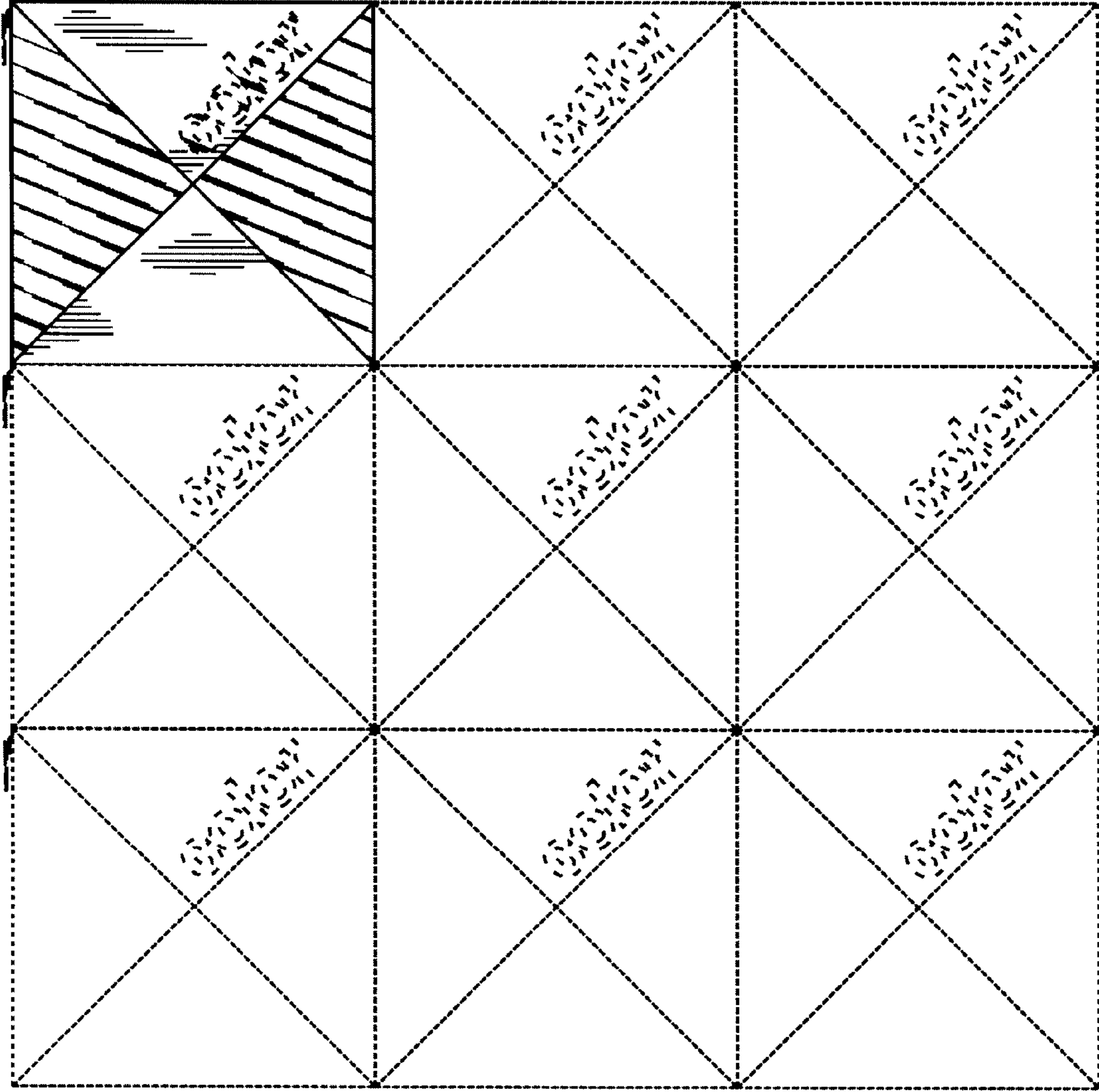


FIG. 9

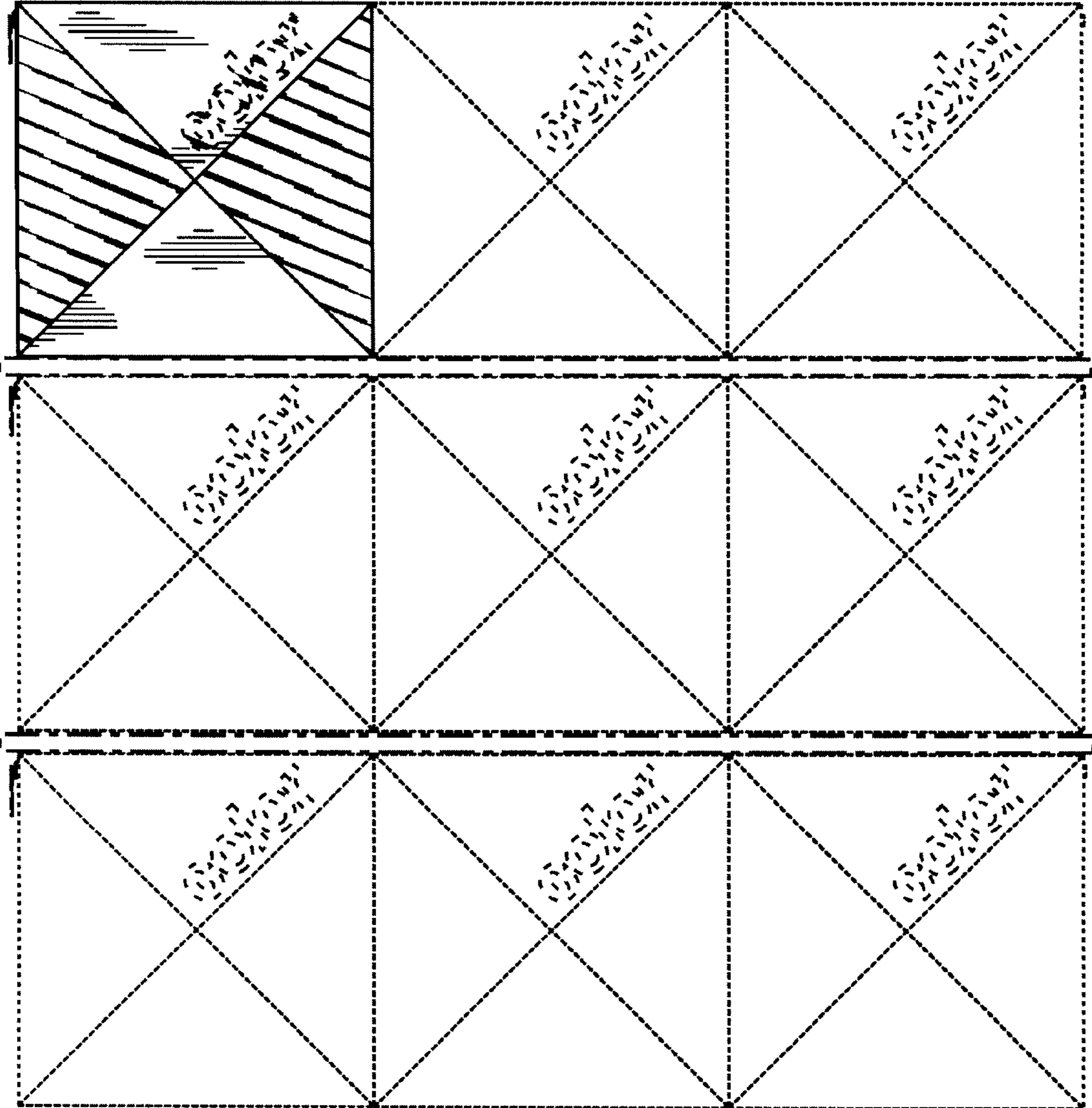




FIG. 10

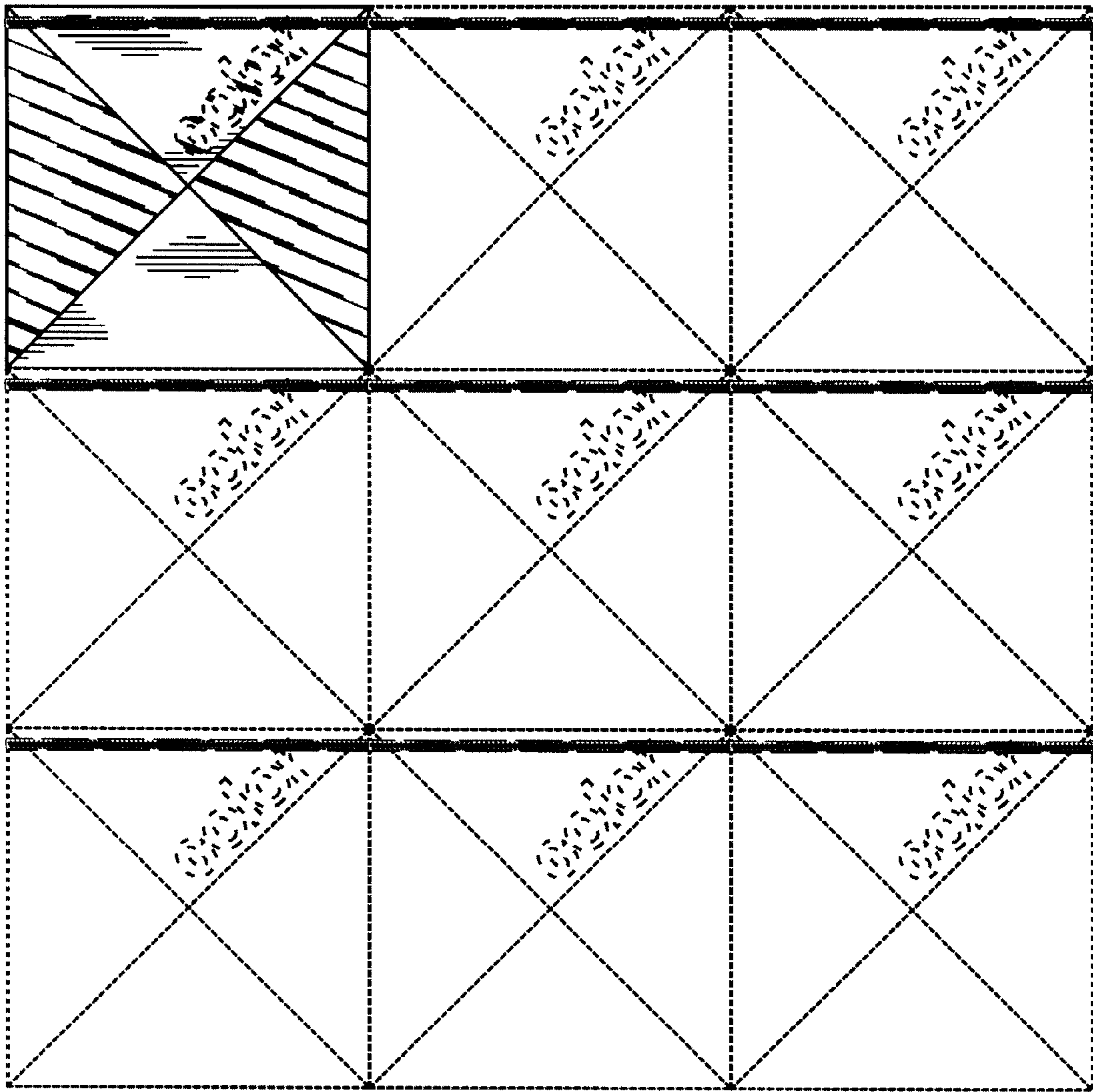


FIG. 11

