



US00D626823S

(12) **United States Design Patent**
Wood

(10) **Patent No.:** **US D626,823 S**
(45) **Date of Patent:** **** Nov. 9, 2010**

(54) **SHELVING SUPPORT BRACKET**

(76) Inventor: **Timothy James Wood**, 6 Stephen Dr.,
Wynantskill, NY (US) 12198

(**) Term: **14 Years**

(21) Appl. No.: **29/356,608**

(22) Filed: **Mar. 1, 2010**

(51) **LOC (9) Cl.** **08-05**

(52) **U.S. Cl.** **D8/381**

(58) **Field of Classification Search** D8/382,
D8/381, 380, 373, 360, 359, 358, 354, 349;
D3/24; D15/5, 199, 147, 138; 474/7, 66,
474/47-53, 29, 198, 196, 161; 315/15; 248/638,
248/636, 250, 235, 200; 242/532.6, 530.3,
242/476.6, 118.6; 239/197; 160/315; 137/355.26,
137/355.2, 355.19, 355.16; 108/157.13,
108/147.12-147.17

See application file for complete search history.

(56) **References Cited**

U.S. PATENT DOCUMENTS

1,018,987	A *	2/1912	Philpot et al.	52/177
3,685,465	A *	8/1972	Haumer	108/60
4,127,974	A	12/1978	Wendt	
4,183,488	A *	1/1980	Shepard	248/247
4,493,425	A *	1/1985	Yoshida	211/189
4,516,376	A *	5/1985	King	52/655.1
4,551,960	A *	11/1985	Fleishman	52/655.1
4,577,449	A *	3/1986	Celli	403/191
4,653,712	A	3/1987	Murray et al.	
4,673,308	A *	6/1987	Reilly	403/172
4,805,860	A	2/1989	Holmstrom	
D313,720	S	1/1991	Sorenson et al.	
5,160,188	A	11/1992	Rorke et al.	
D357,407	S	4/1995	Pate	
5,799,803	A	9/1998	Muller	

6,802,169	B2 *	10/2004	Simmons	52/648.1
D504,609	S *	5/2005	Ferguson	D8/380
D537,326	S	2/2007	Wolff et al.	
D547,976	S *	8/2007	Torrente Bonatti et al.	D6/491
D547,977	S *	8/2007	Torrente Bonatti et al.	D6/491
D550,484	S *	9/2007	Bonatti et al.	D6/509
D569,228	S *	5/2008	Terada et al.	D8/349
D575,630	S *	8/2008	Deuer	D8/354
D598,735	S *	8/2009	Wakasugi et al.	D8/382
D606,385	S *	12/2009	Hansson et al.	D8/380
D609,081	S *	2/2010	Gulley	D8/380
D610,439	S	2/2010	Wood	
D611,332	S *	3/2010	Tedesco et al.	D8/380
2003/0006681	A1	1/2003	Herron, III et al.	
2006/0197002	A1	9/2006	Dute	
2007/0119108	A1	5/2007	Downard	
2008/0017772	A1	1/2008	Wooten	

* cited by examiner

Primary Examiner—Susan Bennett Hattan

(57) **CLAIM**

The ornamental design for a shelving support bracket, as shown and described.

DESCRIPTION

FIG. 1 is three-dimensional view of my new design from the front left and right side of the shelving support bracket in accordance with the present invention. The circles on the surface of the shelving support bracket are indicating holes.

FIG. 2 is a right side view thereof;

FIG. 3 is a left side view thereof;

FIG. 4 is a back view from the left side thereof;

FIG. 5 is a back view from the right side thereof;

FIG. 6 is a top view thereof; and,

FIG. 7 is a bottom view thereof.

1 Claim, 7 Drawing Sheets

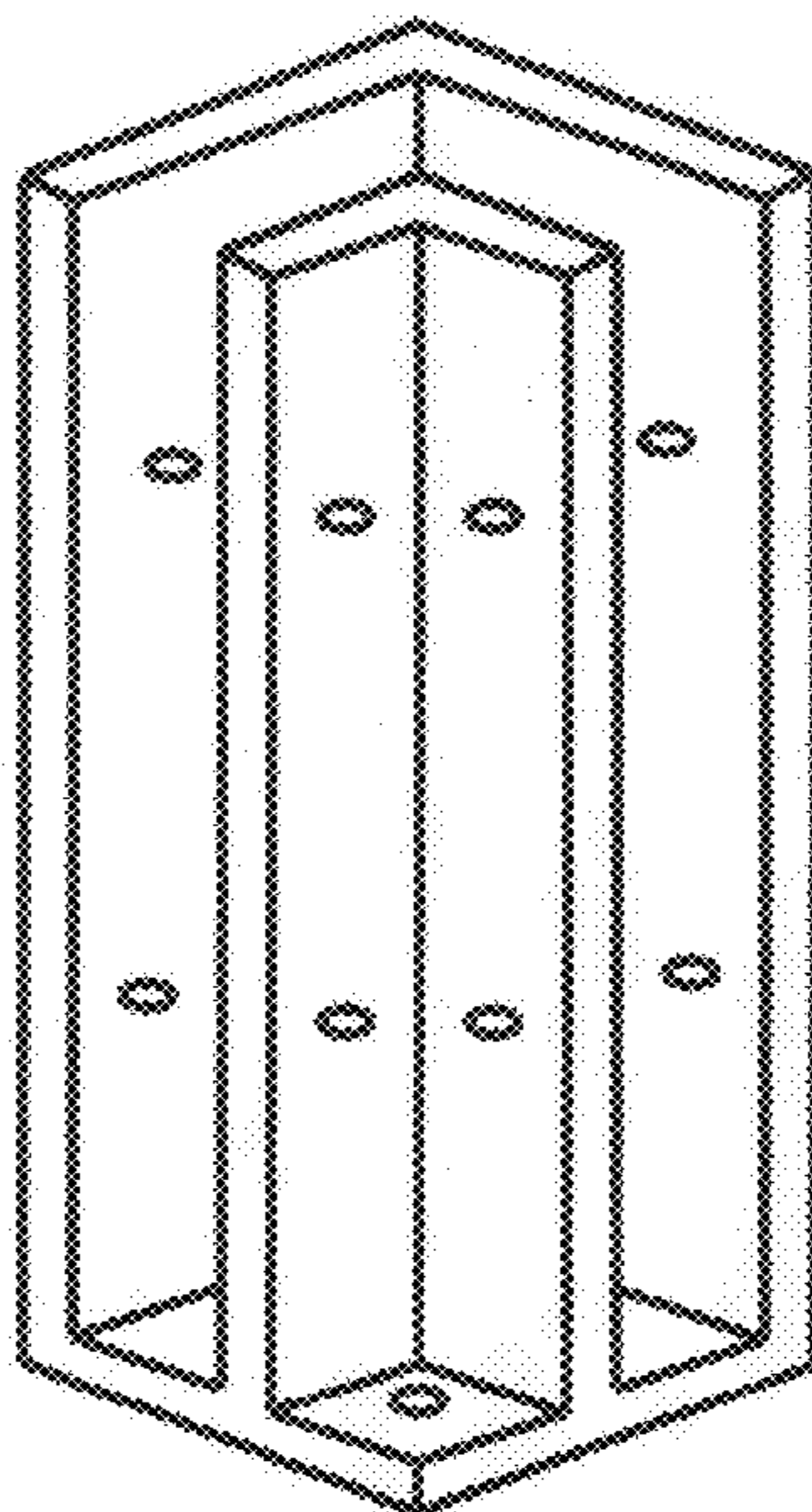


FIG 1

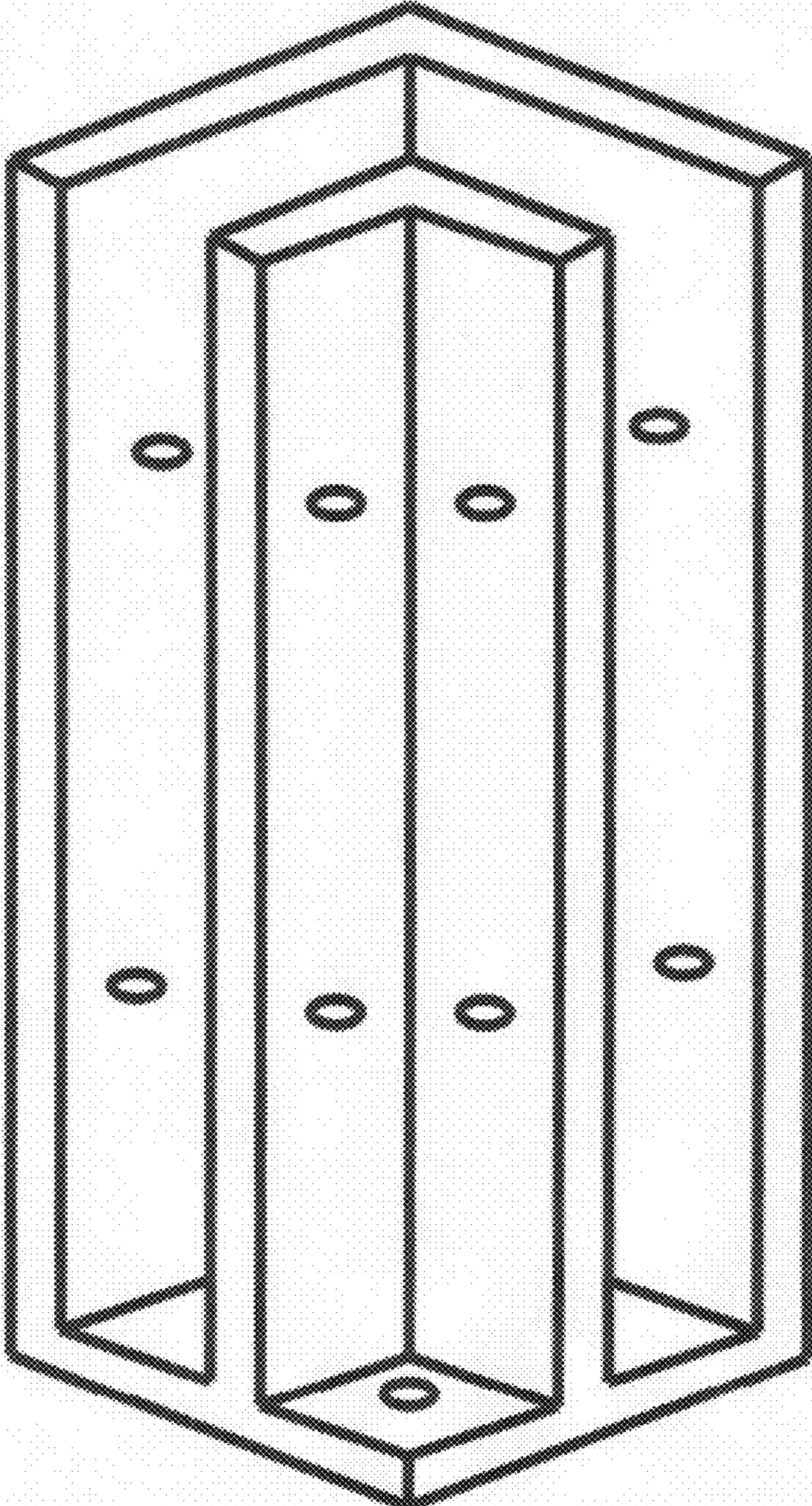


Fig 2

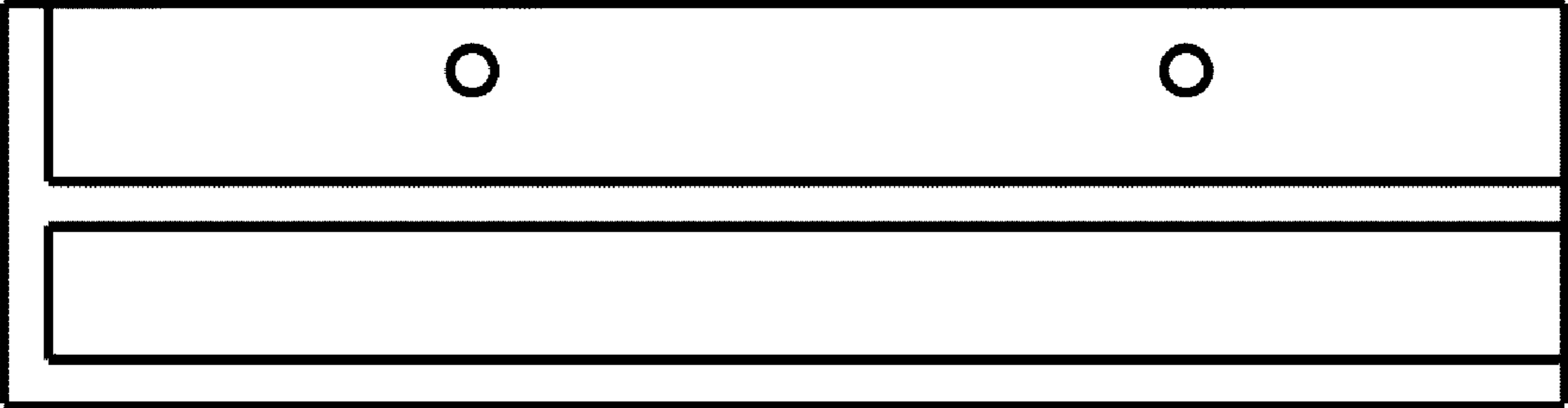


FIG 3




FIG 4




FIG 5




FIG 6

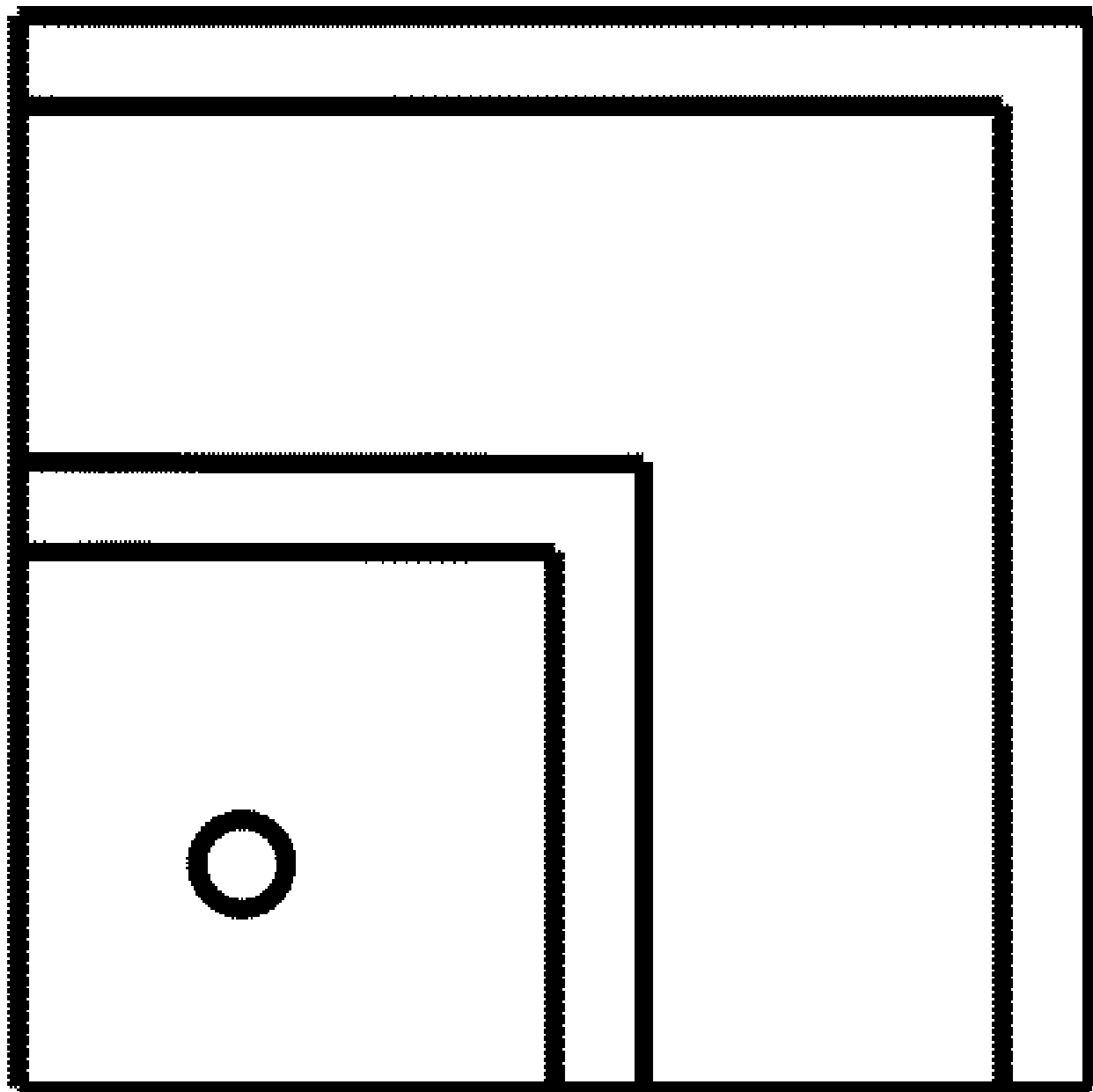


FIG 7

