



US00D626789S

(12) **United States Design Patent**
Kelly et al.

(10) **Patent No.:** **US D626,789 S**
(45) **Date of Patent:** **** Nov. 9, 2010**

(54) **COMBINED FOOD AND BEVERAGE TRAY
AND HAT FOR SPORTS FAN**

(76) Inventors: **Melissa Kelly**, 2116 Oakmeadow Pl.,
Bedford, TX (US) 76021; **Chuck Kelly**,
2116 Oakmeadows Pl., Bedford, TX
(US) 76021

(**) Term: **14 Years**

(21) Appl. No.: **29/342,521**

(22) Filed: **Aug. 26, 2009**

(51) **LOC (9) Cl.** **07-01**

(52) **U.S. Cl.** **D7/551.1; D2/869**

(58) **Field of Classification Search** D21/380,
D21/551.1, 539, 544, 556, 567, 571, 702;
D2/869, 871, 865; D11/76, 108, 121, 111;
D26/25; D1/106; 2/171, 171.1, 195.1, 181;
D9/600, 669

See application file for complete search history.

(56) **References Cited**

U.S. PATENT DOCUMENTS

D59,528 S *	10/1921	Waldbaum	D2/882
2,053,238 A *	9/1936	Dulany	426/104
D304,574 S *	11/1989	Fay, III	D13/100
D329,175 S	9/1992	Harber		
5,708,983 A	1/1998	Cross et al.		
D393,345 S	4/1998	Clegg et al.		
5,743,389 A	4/1998	Cutler et al.		
5,816,488 A *	10/1998	Moeder	229/406
6,012,174 A	1/2000	Rech		
D422,299 S	4/2000	Jannard et al.		
D422,399 S *	4/2000	Flugger	D2/871

D427,638 S *	7/2000	Collins et al.	D20/10
D429,612 S *	8/2000	Hames	D8/38
D458,438 S	6/2002	Volk, III		
D460,662 S *	7/2002	Basden	D7/556
D482,847 S *	12/2003	Lee	D2/869
6,834,453 B1	12/2004	Nemeth		
D502,588 S	3/2005	Crews		
D531,448 S *	11/2006	Boss et al.	D7/354
D546,026 S *	7/2007	Ellsworth	D1/106
D547,595 S *	7/2007	Bowen et al.	D7/354
D561,538 S *	2/2008	Hall	D7/567
2007/0245609 A1	10/2007	Becker		

* cited by examiner

Primary Examiner—Robert M Spear
Assistant Examiner—Cynthia Underwood
(74) *Attorney, Agent, or Firm*—Kyle Fletcher

(57) **CLAIM**

The ornamental design for combined food and beverage tray and hat for sports fan, as shown and described.

DESCRIPTION

FIG. 1 is a front view of the combined food and beverage tray and hat for sports fan with the broken line showing of the words “Go Boys” and footballs forming no part of the claim.

FIG. 2 is a rear view of the claimed design.


FIG. 3 is a side view of the claimed design.

FIG. 4 is a top view of the claimed design.

FIG. 5 is a bottom view of the claimed design; and,

FIG. 6 is a rear isometric view of the claimed design.

1 Claim, 5 Drawing Sheets






FIG. 1




FIG. 2

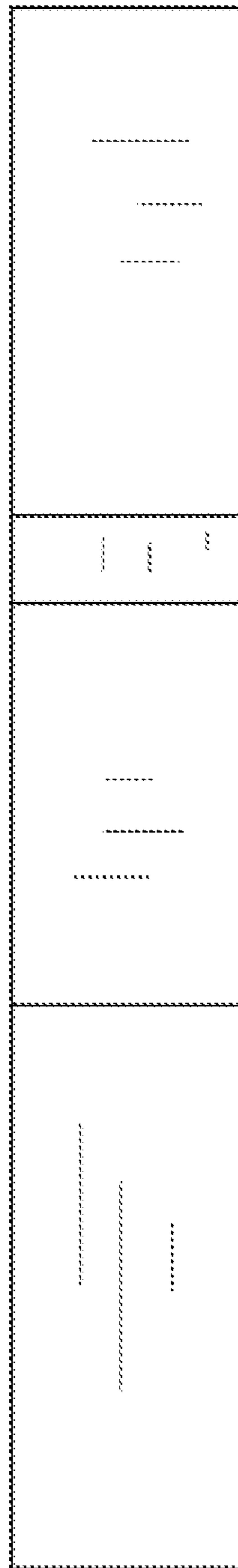


FIG. 3

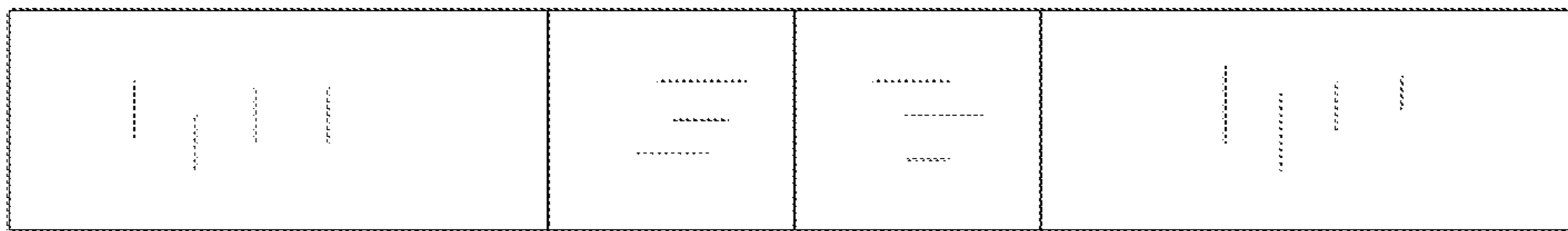


FIG. 4

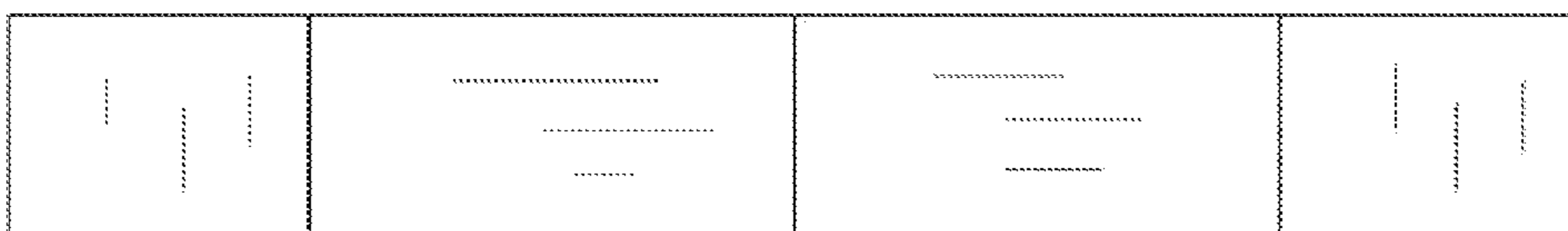


FIG. 5

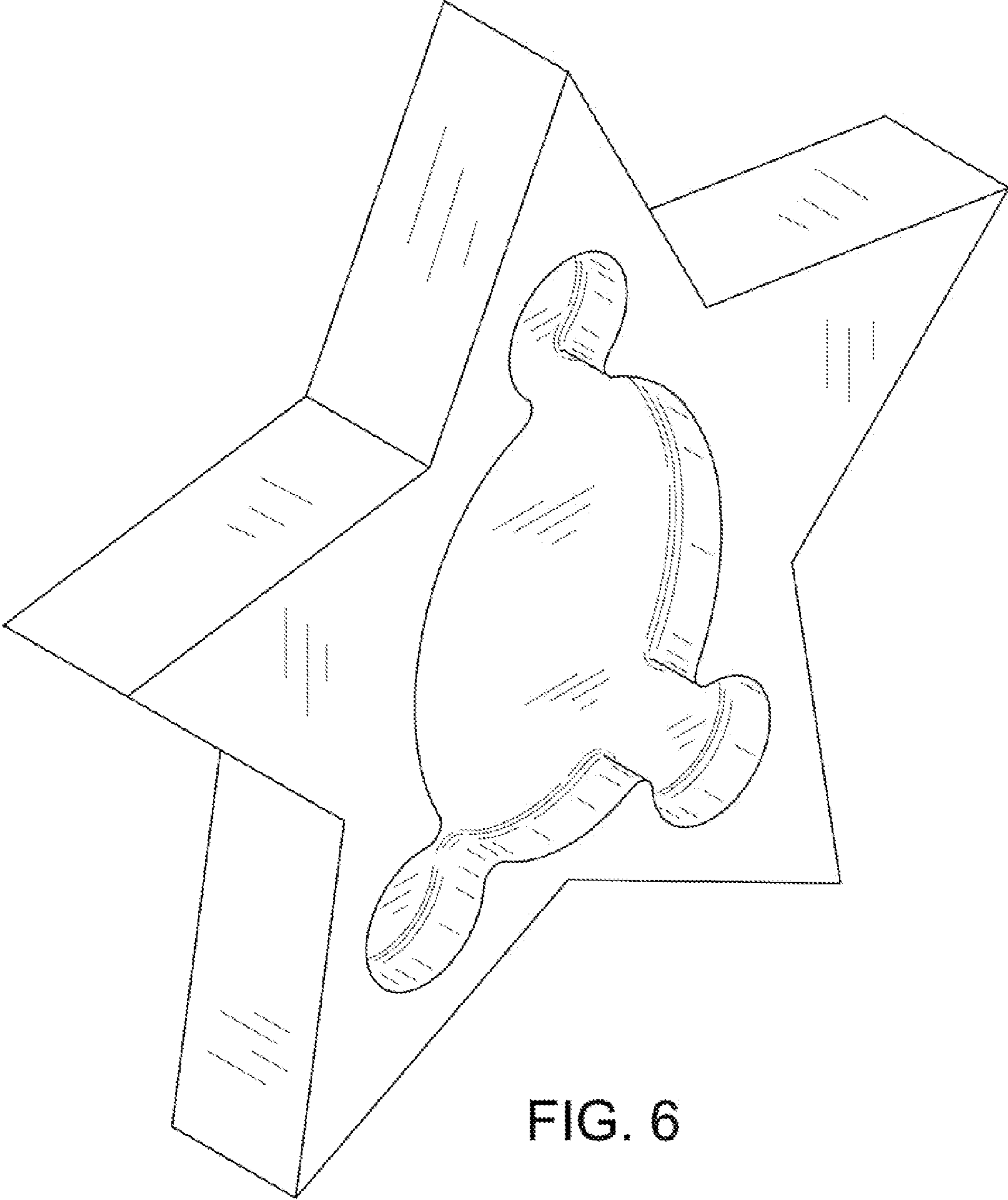


FIG. 6