



US00D626785S

(12) **United States Design Patent**
Testa

(10) **Patent No.:** **US D626,785 S**
(45) **Date of Patent:** **** Nov. 9, 2010**

(54) **FLATWARE HANDLE**

(75) Inventor: **Stacey Testa**, New York, NY (US)

(73) Assignee: **Cambridge Silversmiths Ltd., Inc.**,
Fairfield, NJ (US)

(**) Term: **14 Years**

(21) Appl. No.: **29/367,071**

(22) Filed: **Aug. 3, 2010**

(51) **LOC (9) Cl.** **07-02**

(52) **U.S. Cl.** **D7/401.2; D7/653**

(58) **Field of Classification Search** D7/368,
D7/395, 401.2, 642–646, 649–654, 660–664,
D7/669, 675–676, 683, 688–692, 695–696;
30/137, 141–143, 147–150, 322–327, 329,
30/340, 342–344; 416/70 R

See application file for complete search history.

(56) **References Cited**

U.S. PATENT DOCUMENTS

D250,628 S	*	12/1978	Seibel	D7/653
D271,365 S	*	11/1983	Cassini	D7/662
D431,758 S	*	10/2000	Junko	D7/653
D463,956 S	*	10/2002	Richmond	D7/653
D484,369 S	*	12/2003	Ito	D7/653
D535,531 S	*	1/2007	Shane-Schuldt	D7/653
D545,144 S	*	6/2007	Thompson	D7/653
D550,520 S	*	9/2007	Ito	D7/653

D552,432 S	*	10/2007	Shane-Schuldt	D7/653
D554,444 S	*	11/2007	Ito	D7/653
D613,115 S	*	4/2010	Holcomb	D7/401.2

* cited by examiner

Primary Examiner—Ricky Pham

(74) *Attorney, Agent, or Firm*—Ladas & Parry LLP

(57) **CLAIM**

The ornamental design for a flatware handle, as shown and described.

DESCRIPTION

FIG. 1 is a perspective view of a flatware handle showing my new design;

FIG. 2 is a top plan view thereof;

FIG. 3 is a left side elevation view thereof, the right side view being a mirror image thereof;

FIG. 4 is a bottom plan view thereof

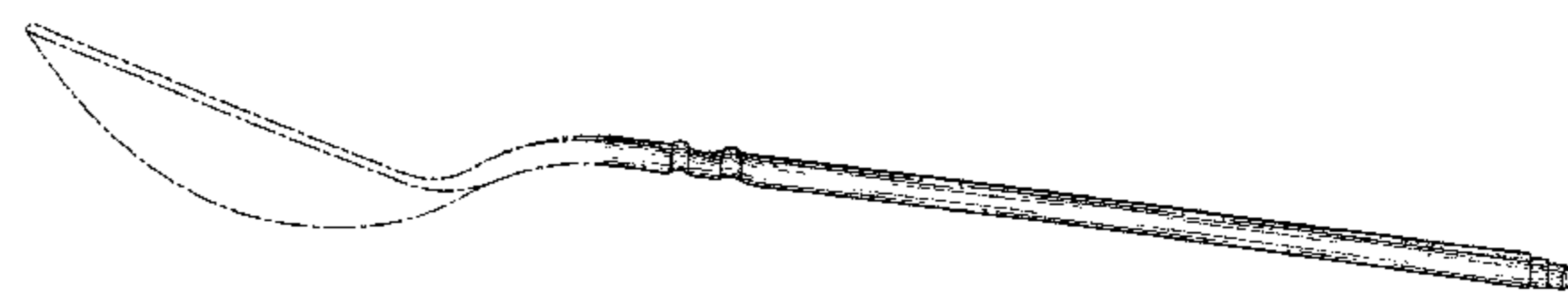
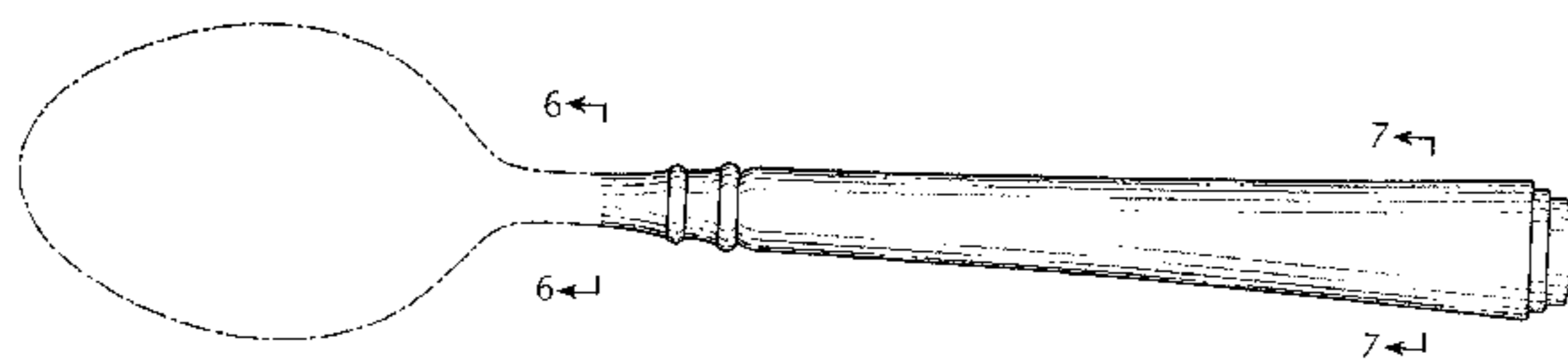
FIG. 5 is an end elevation view thereof;

FIG. 6 is a cross-sectional view taken along line 6—6 of FIG. 2; and,

FIG. 7 is a cross-sectional view taken along line 7—7 of FIG. 2.

The broken lines shown in the drawings are included for the purpose of illustrating environmental structure and form no part of the claimed design.

1 Claim, 3 Drawing Sheets



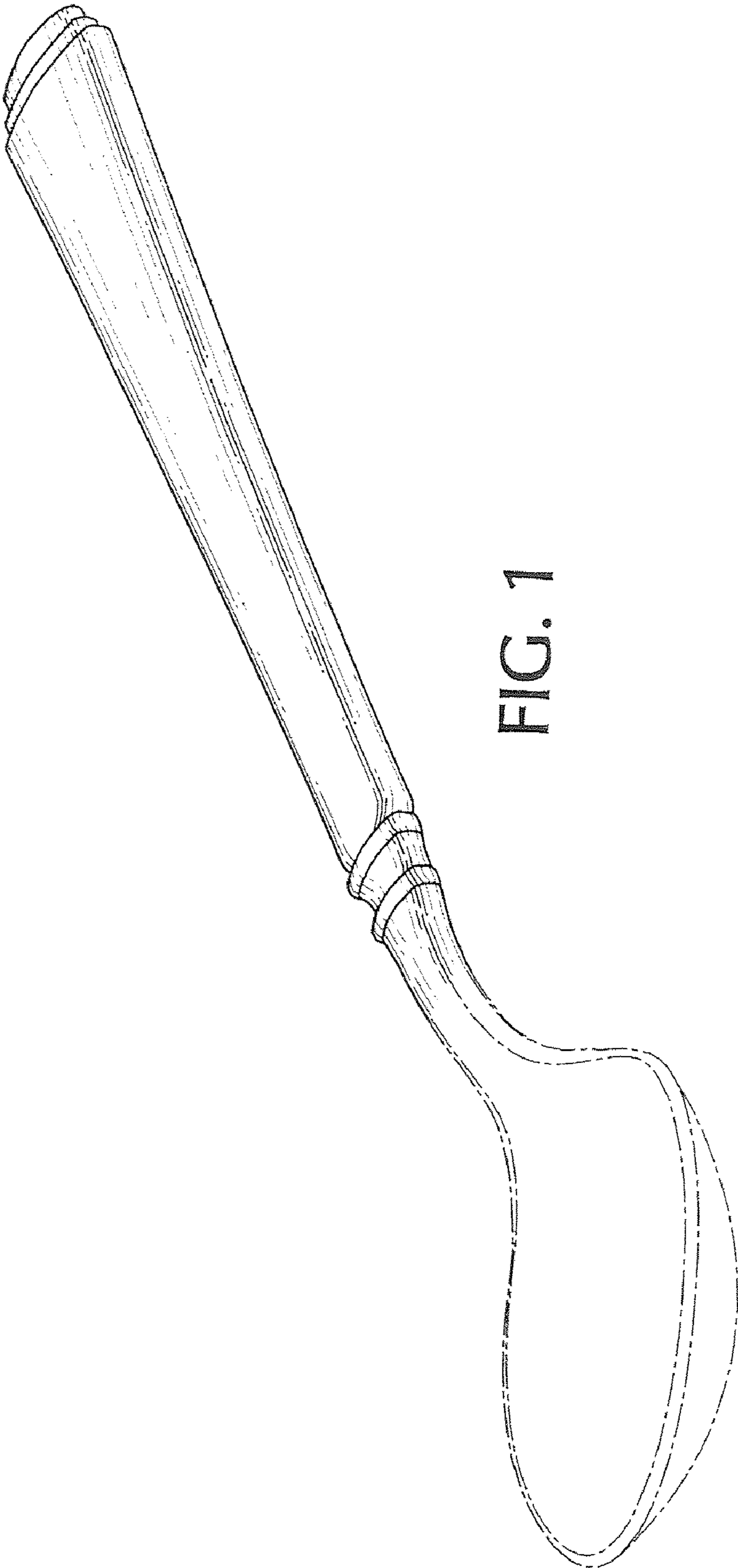


FIG. 1

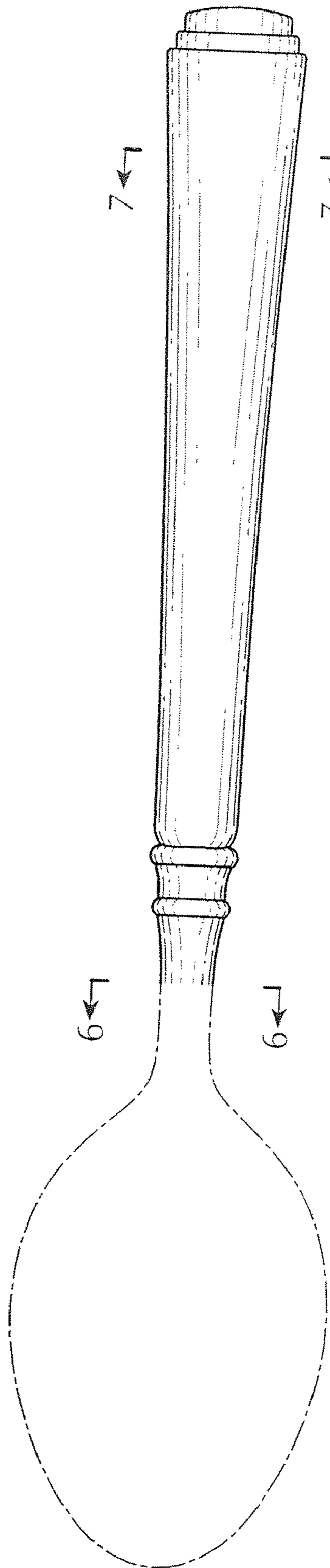


FIG. 2

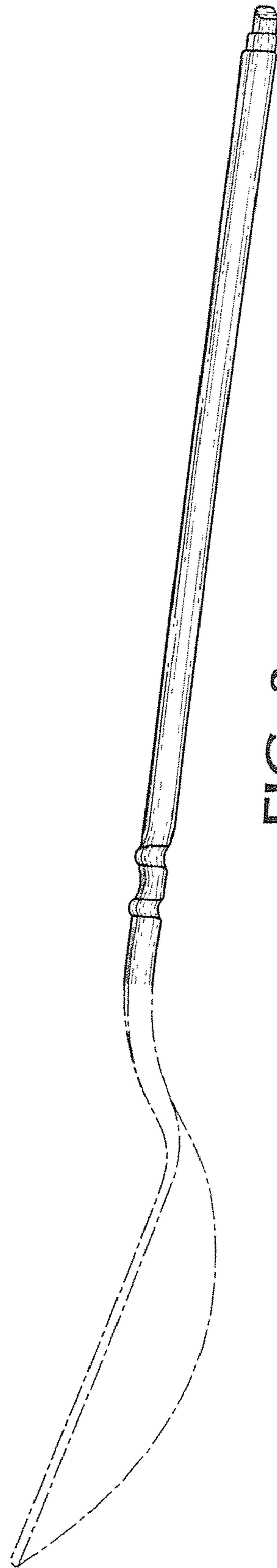


FIG. 3

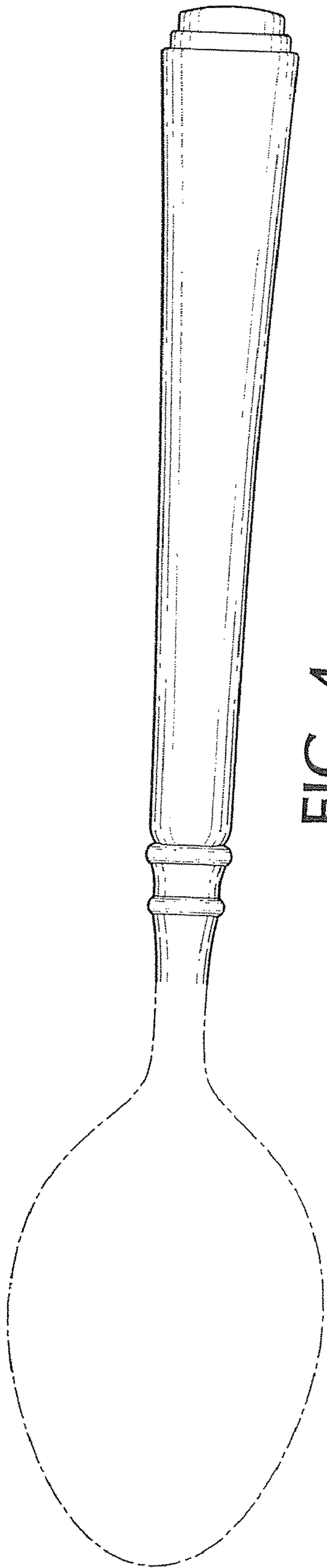


FIG. 4

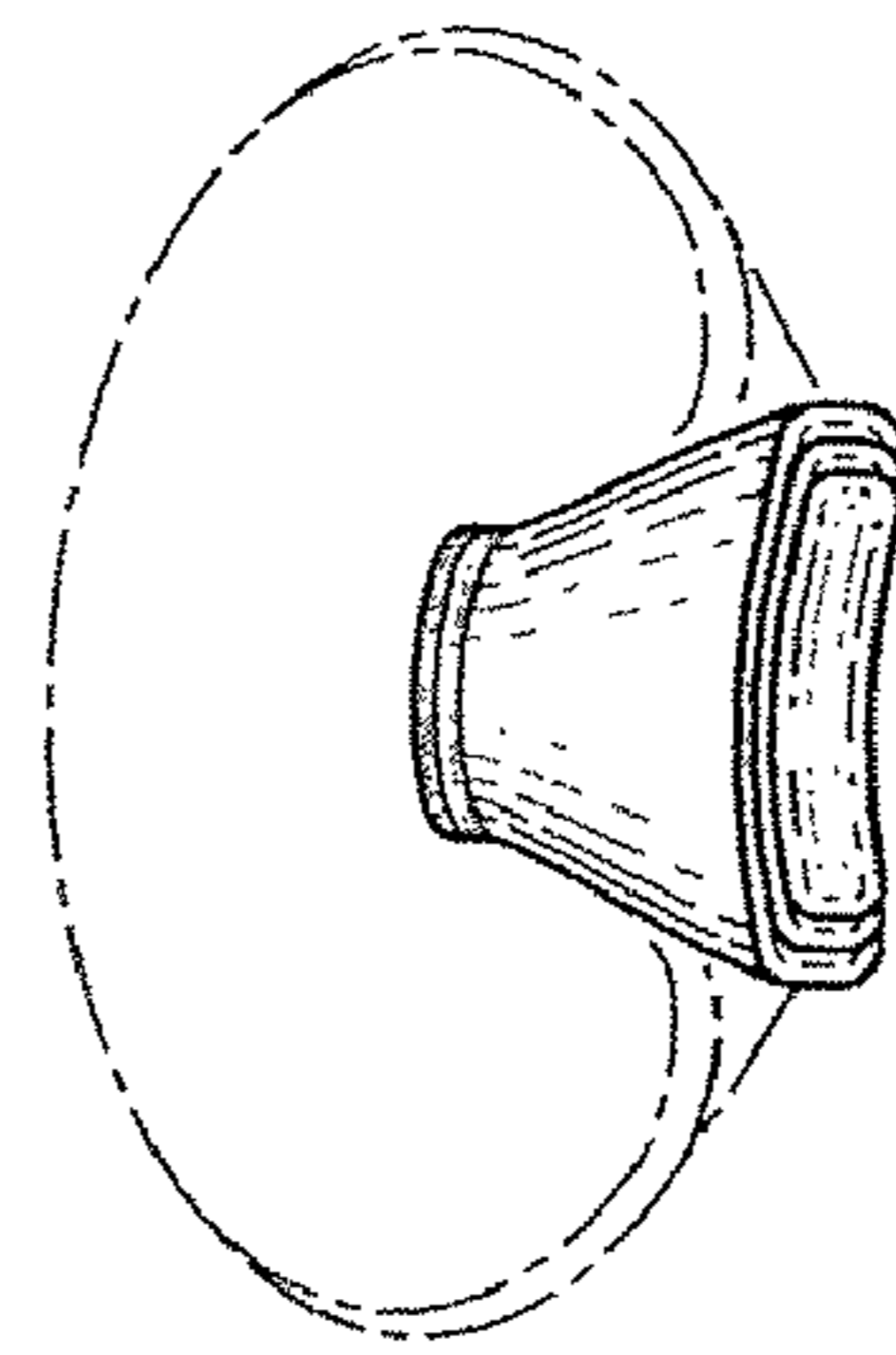


FIG. 5



FIG. 6



FIG. 7