

US00D626781S

(12) **United States Design Patent**
Busalt et al.

(10) **Patent No.:** **US D626,781 S**

(45) **Date of Patent:** **** Nov. 9, 2010**

(54) **OVEN, MICROWAVE AND/OR WARMING
DRAWER**

D366,983 S * 2/1996 Leukhardt et al. D7/349
D462,867 S * 9/2002 Resuello et al. D7/349
D527,948 S * 9/2006 Bengtson D7/405
D539,591 S * 4/2007 Bengtson et al. D7/349

(75) Inventors: **Gerhard Busalt**, Altenmarkt/Alz (DE);
Joachim Grützke, New Bern, NC (US);
Graham Sadtler, New Bern, NC (US);
Günter Varnhorn, Braunschweig (DE)

* cited by examiner

(73) Assignee: **BSH Home Appliances Corporation**,
Huntington Beach, CA (US)

Primary Examiner—Catherine R Oliver

(74) *Attorney, Agent, or Firm*—James E. Howard; Andre
Pallapies

(**) Term: **14 Years**

(57) **CLAIM**

(21) Appl. No.: **29/351,981**

The ornamental design for an oven, microwave and/or warm-
ing drawer, as shown and described.

(22) Filed: **Dec. 15, 2009**

DESCRIPTION

Related U.S. Application Data

(62) Division of application No. 29/271,262, filed on Jan.
12, 2007, now Pat. No. Des. 612,686.

FIG. 1 is a front view of an oven showing a first embodiment
of our ornamental design;

(51) **LOC (9) Cl.** **07-02**

(52) **U.S. Cl.** **D7/349**

FIG. 2 is a front view of an oven showing a second embodi-
ment of our ornamental design;

(58) **Field of Classification Search** D7/349,
D7/348, 346, 339–408; 126/19 R, 190, 198,
126/200, 273 A; 219/214, 443.1, 444.1
See application file for complete search history.

FIG. 3 is a front view of an oven showing a third embodiment
of our ornamental design; and,

(56) **References Cited**

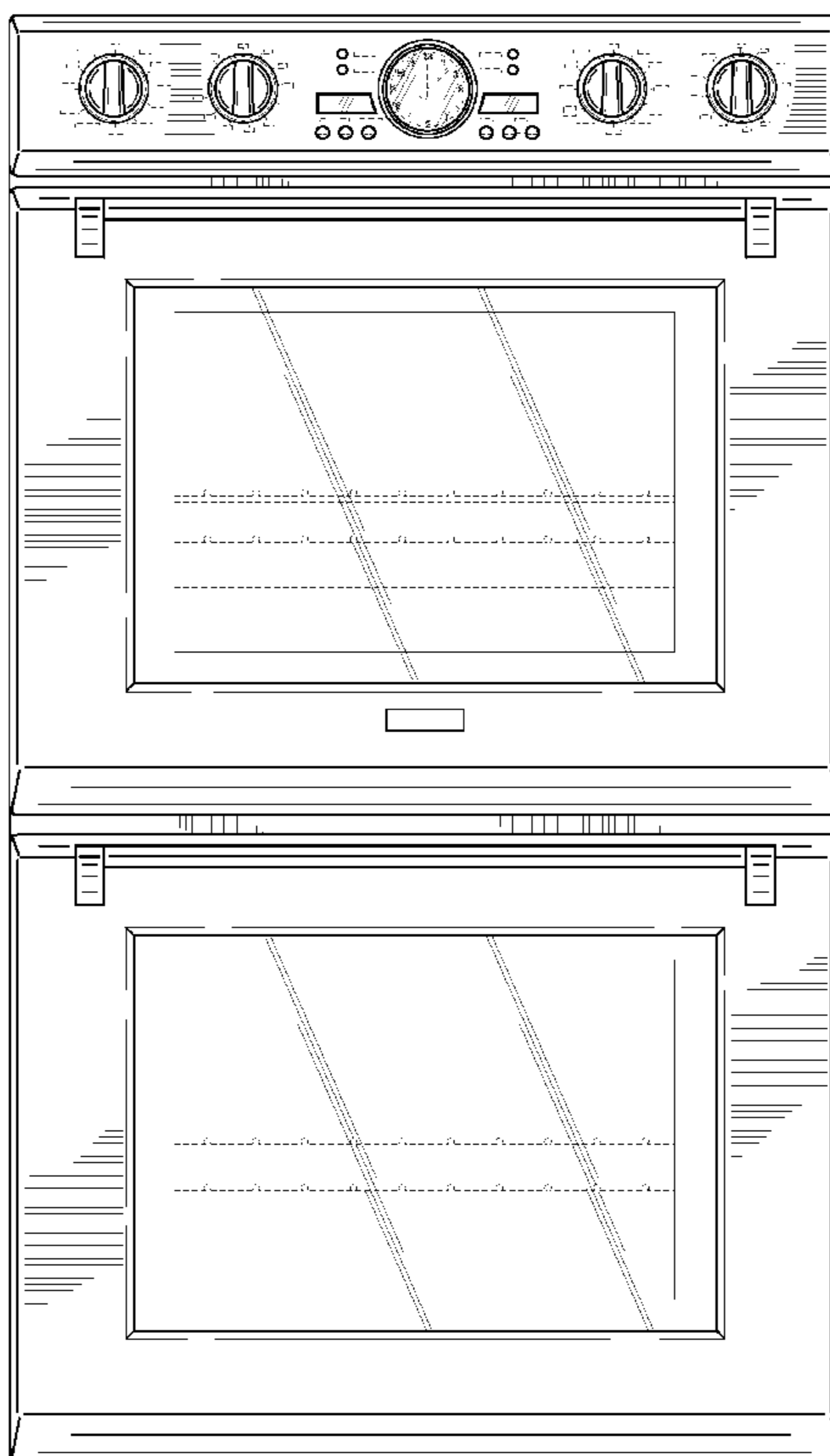
FIG. 4 is a front view of an oven showing a fourth embodi-
ment of our ornamental design.

U.S. PATENT DOCUMENTS

D341,989 S * 12/1993 Wright et al. D7/349

Where included, broken lines showing environment or struc-
ture are for illustrative purposes only and form no part of the
claimed design.

1 Claim, 4 Drawing Sheets



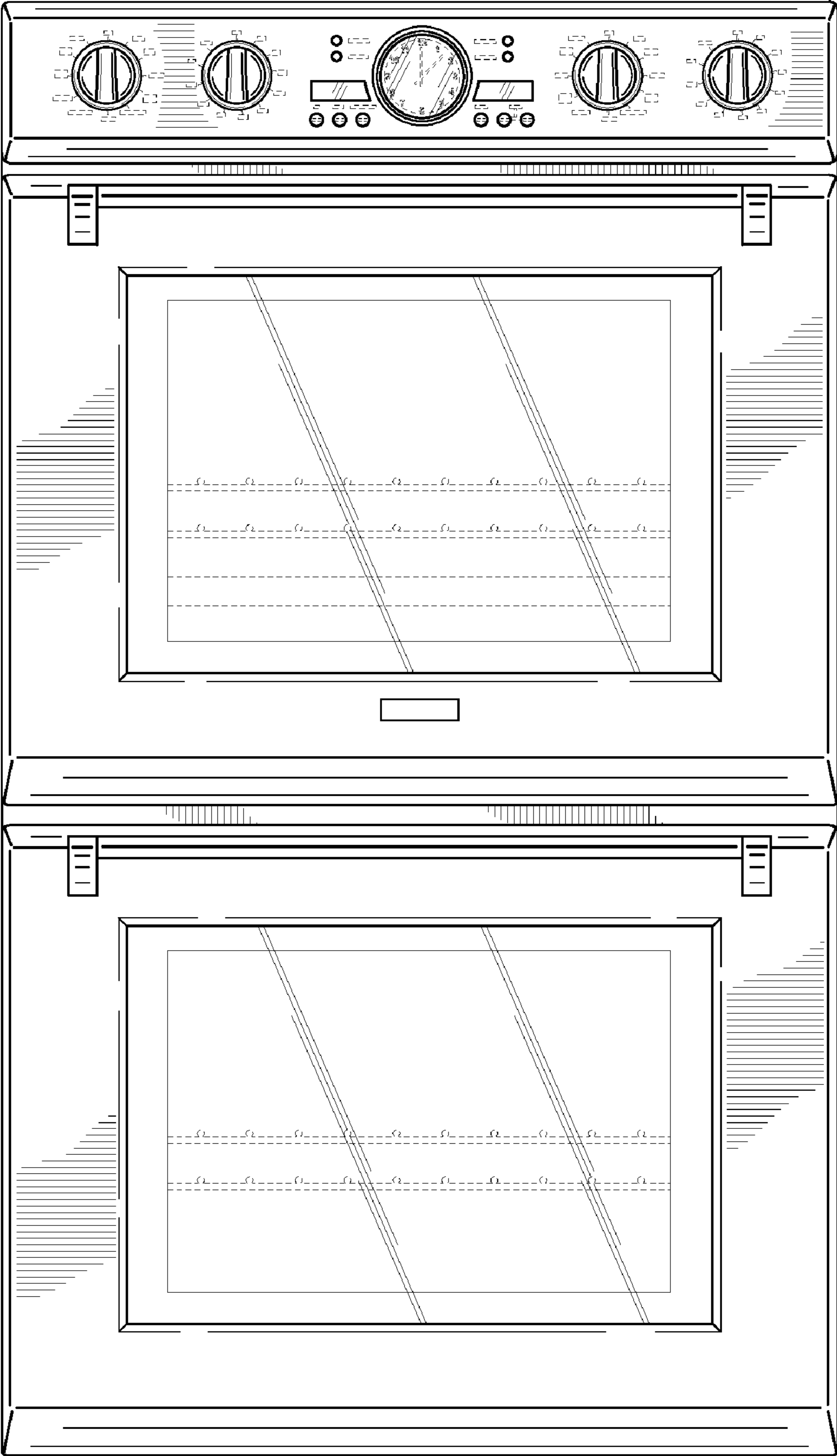


Fig. 1

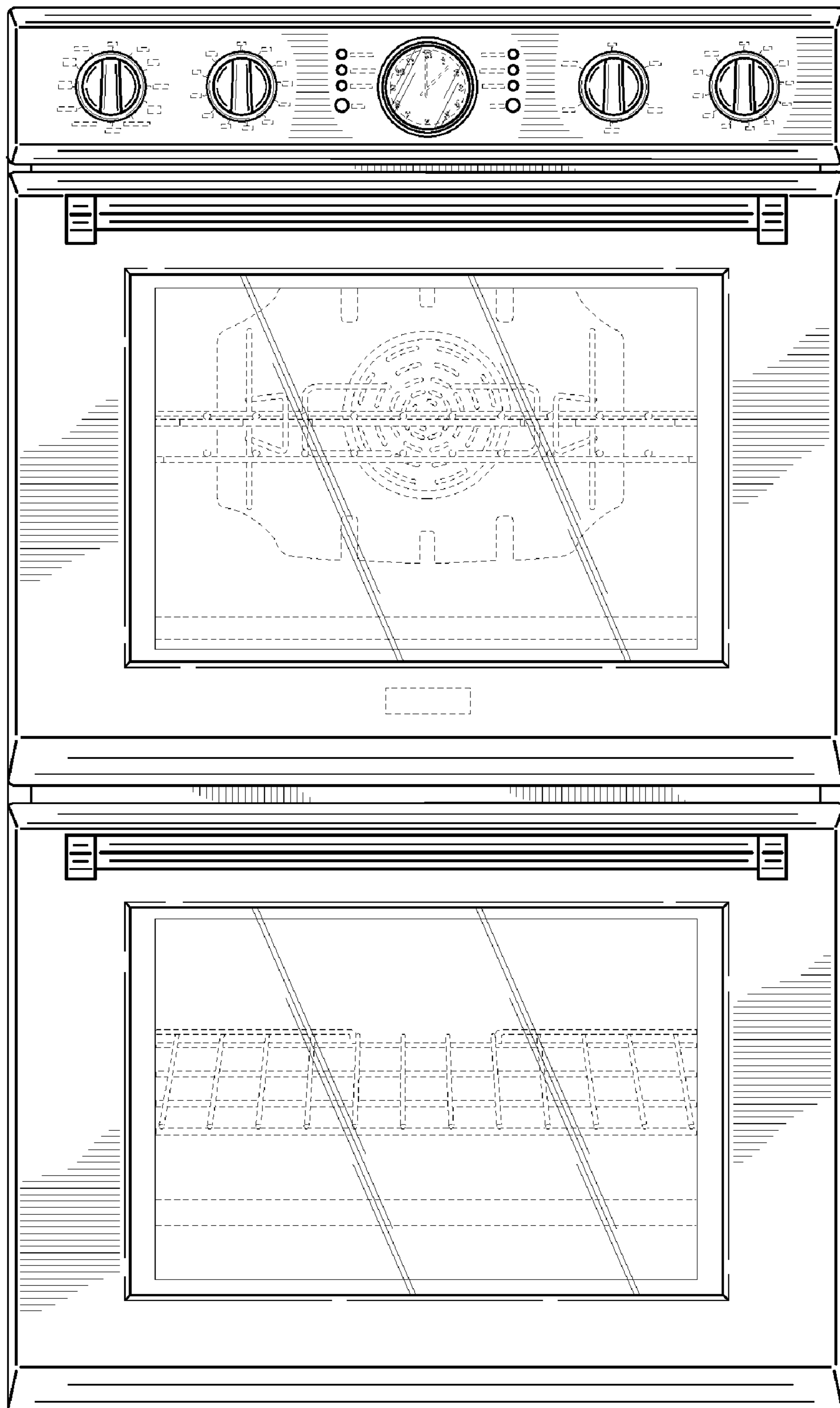


Fig. 2

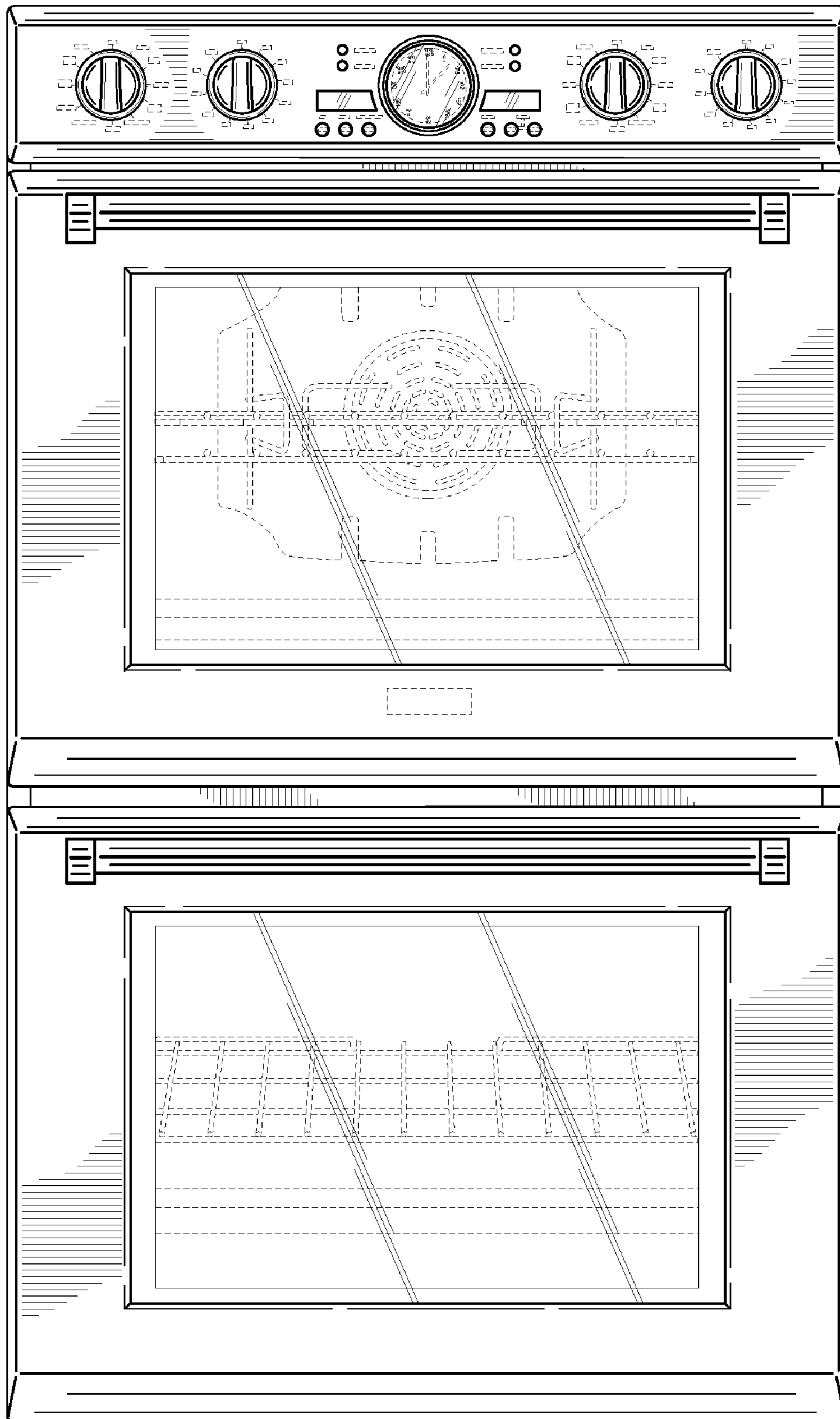


Fig. 3

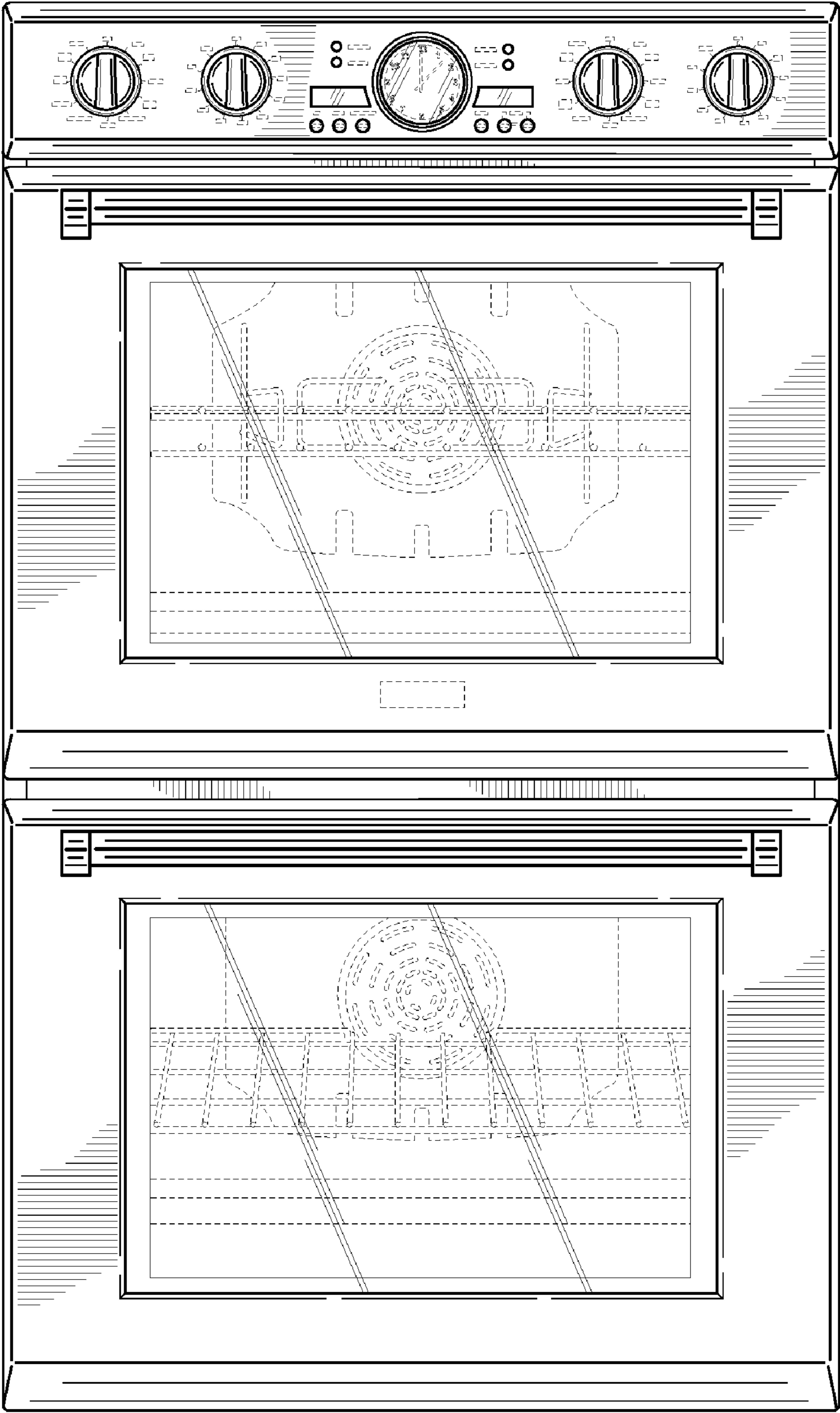


Fig. 4