



US00D626779S

(12) **United States Design Patent**
Bell et al.

(10) **Patent No.:** **US D626,779 S**
(45) **Date of Patent:** **** Nov. 9, 2010**

(54) **WATER PITCHER**

(75) Inventors: **Russell E. Bell**, Pleasanton, CA (US);
Benjamin Ma, Pleasanton, CA (US);
Brett Green, Pleasanton, CA (US);
Brett D. McIntire, Pleasanton, CA (US);
Anton Lee See, Woolloongabba (AU);
Allister Gough, Woolloongabba (AU)

(73) Assignee: **Brita LP**, Oakland, CA (US)

(**) Term: **14 Years**

(21) Appl. No.: **29/357,473**

(22) Filed: **Mar. 12, 2010**

(51) **LOC (9) Cl.** **07-01**

(52) **U.S. Cl.** **D7/319; D7/317**

(58) **Field of Classification Search** D7/300,
D7/316-319, 605; 210/143, 237, 85; 222/146.6,
222/465.1; 215/13.1; 219/429

See application file for complete search history.

(56) **References Cited**

U.S. PATENT DOCUMENTS

D313,726 S *	1/1991	Scherer D7/317
D323,874 S	2/1992	Hirman et al.	
D331,446 S	12/1992	Gidman	
5,190,643 A	3/1993	Duncan et al.	
D336,760 S	6/1993	Raunkjaer	
D345,669 S	4/1994	Piret	
D356,004 S	3/1995	VanValkenburg et al.	
5,637,214 A	6/1997	Kahana	
D383,351 S	9/1997	DeMore	
5,665,224 A	9/1997	Levene et al.	
D386,041 S	11/1997	Tanner et al.	
D388,654 S	1/1998	Bouhuys	
D388,655 S	1/1998	Flom et al.	
D389,004 S	1/1998	Hampshire et al.	
D389,006 S	1/1998	Demore et al.	
D398,184 S	9/1998	Silverberg et al.	
D400,392 S	11/1998	Robertson et al.	
D406,003 S	2/1999	Tanner et al.	
5,900,138 A	5/1999	Moretto	

D415,922 S	11/1999	Kawasaki et al.	
D416,163 S	11/1999	Doritty et al.	
D418,714 S	1/2000	Fox et al.	
D421,361 S	3/2000	Coulson et al.	
6,103,114 A	8/2000	Tanner et al.	
D436,790 S *	1/2001	Saltet D7/319
D437,175 S	2/2001	Brady	
D439,790 S	4/2001	Matsushita et al.	
D440,110 S	4/2001	Tanner et al.	
6,224,751 B1	5/2001	Hofmann et al.	
D444,662 S *	7/2001	McGrath et al. D7/319
D444,843 S	7/2001	Hilgers et al.	
D444,987 S	7/2001	McGrath et al.	
D445,293 S	7/2001	Lillelund et al.	
D459,941 S	7/2002	Miller	
D460,311 S *	7/2002	Chang D7/319

(Continued)

FOREIGN PATENT DOCUMENTS

DE	40403886.7	9/2004
DE	40406643.7	2/2005
EP	1806322	7/2007

Primary Examiner—Marianne Pandozzi

(74) *Attorney, Agent, or Firm*—Thomas C. Feix; Stacy Combs

(57) **CLAIM**

The ornamental design for a water pitcher, as shown.

DESCRIPTION

FIG. 1 is a left rear perspective view of a water pitcher of the present invention;

FIG. 2 is a left front perspective view thereof;

FIG. 3 is a right side view thereof;

FIG. 4 is a left side view thereof;

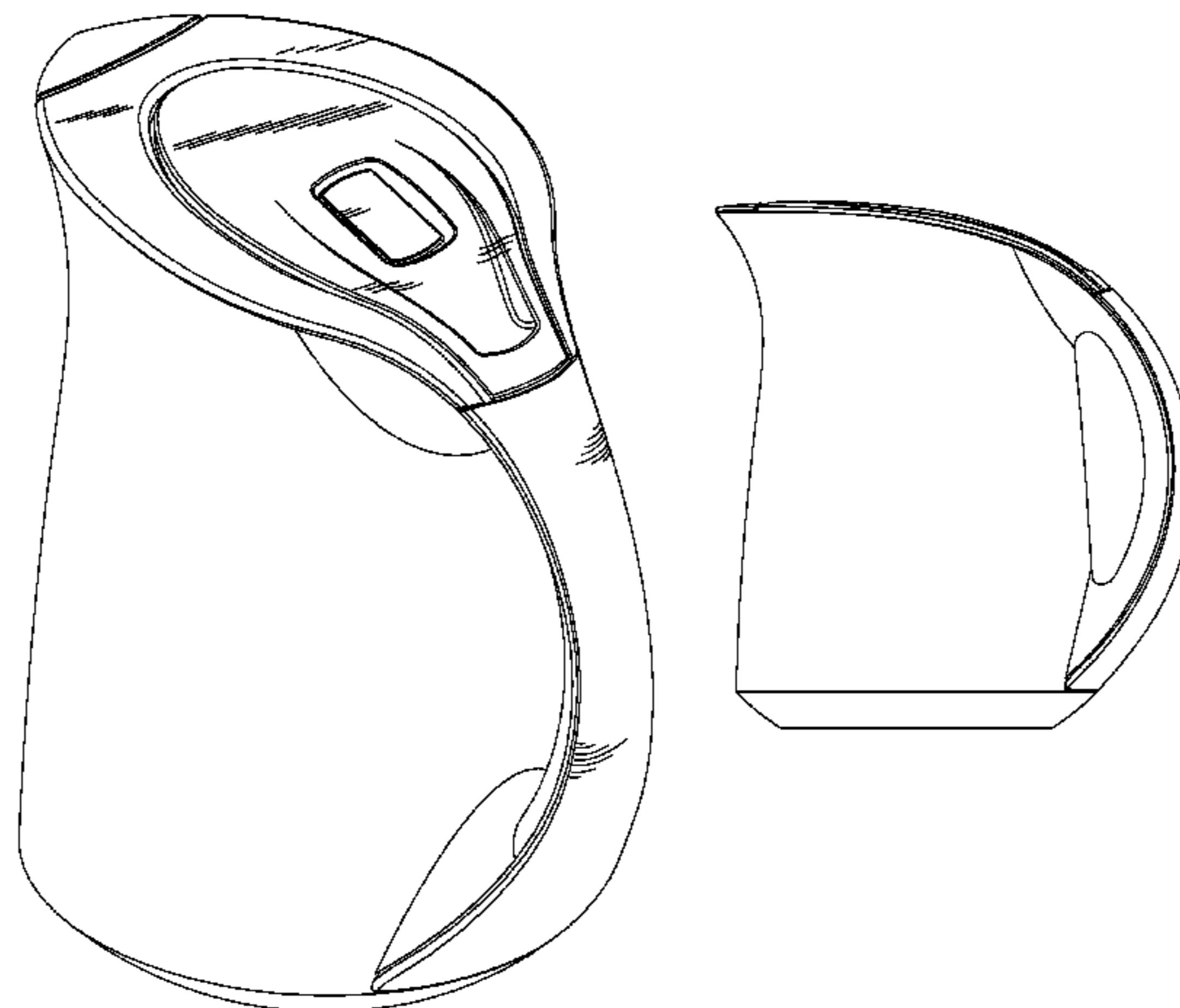
FIG. 5 is a front view thereof;

FIG. 6 is a rear view thereof;

FIG. 7 is a bottom view thereof; and,

FIG. 8 is a top view thereof.

1 Claim, 5 Drawing Sheets



US D626,779 S

Page 2

U.S. PATENT DOCUMENTS

D463,706 S	10/2002	Lecerf		D585,231 S *	1/2009	Bulala et al.	D7/319
D465,377 S	11/2002	Murison et al.		D586,605 S *	2/2009	Ma et al.	D7/317
D480,255 S *	10/2003	Lecerf	D7/319	D586,606 S *	2/2009	Ma et al.	D7/319
D497,195 S	10/2004	Nishi et al.		D587,958 S	3/2009	Schösser	
D520,597 S	5/2006	Witte		D598,233 S *	8/2009	Ma et al.	D7/317
D523,280 S	6/2006	Bertulis		D600,064 S *	9/2009	Beckman et al.	D7/319
D524,087 S	7/2006	Ali		D620,304 S *	7/2010	Rajan et al.	D7/319
D546,113 S	7/2007	Ruoff		2007/0209981 A1	9/2007	Moretto	
D583,612 S	12/2008	Wu		2007/0209984 A1	9/2007	Lev et al.	

* cited by examiner

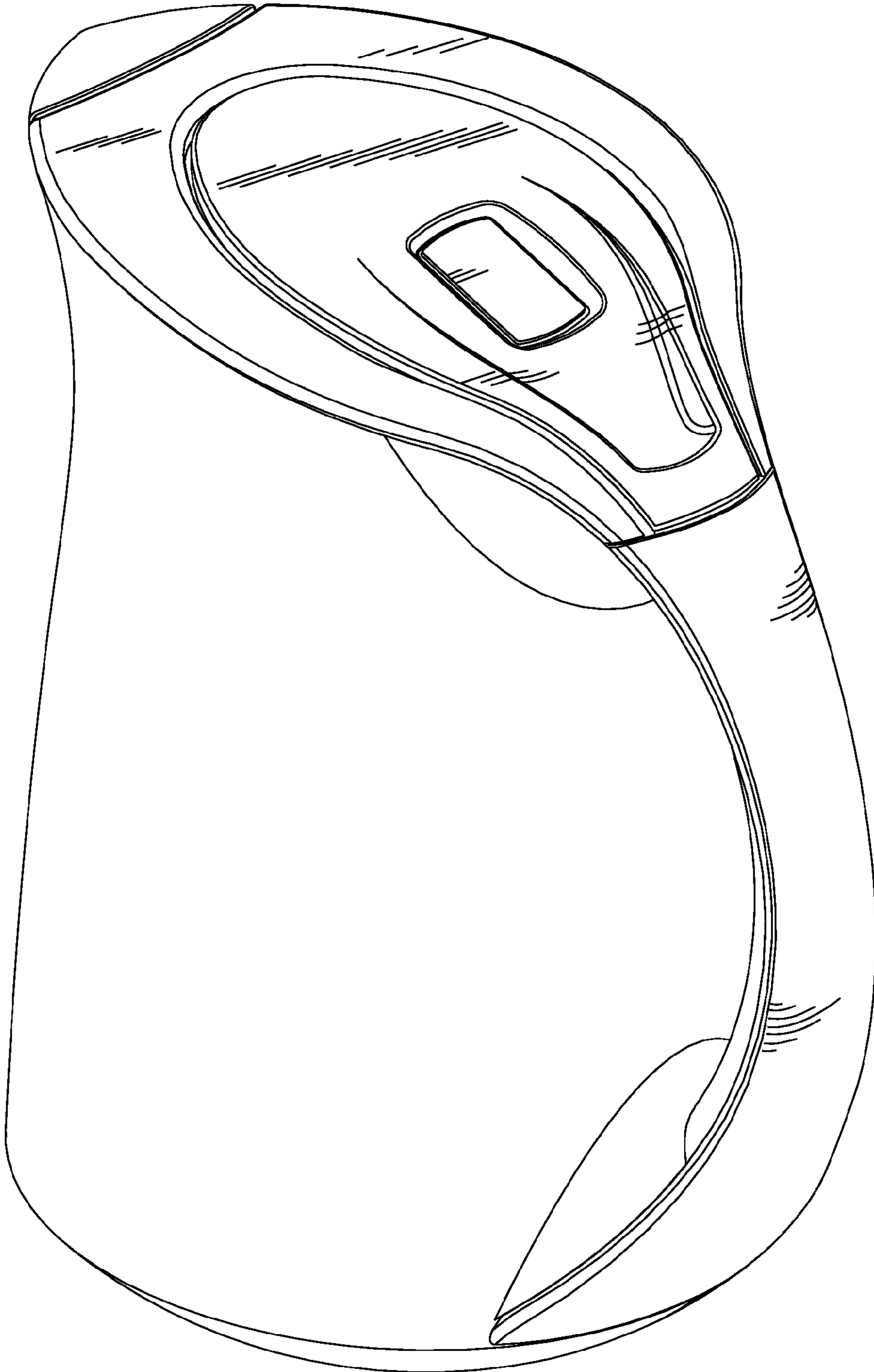


Fig. 1



Fig. 2

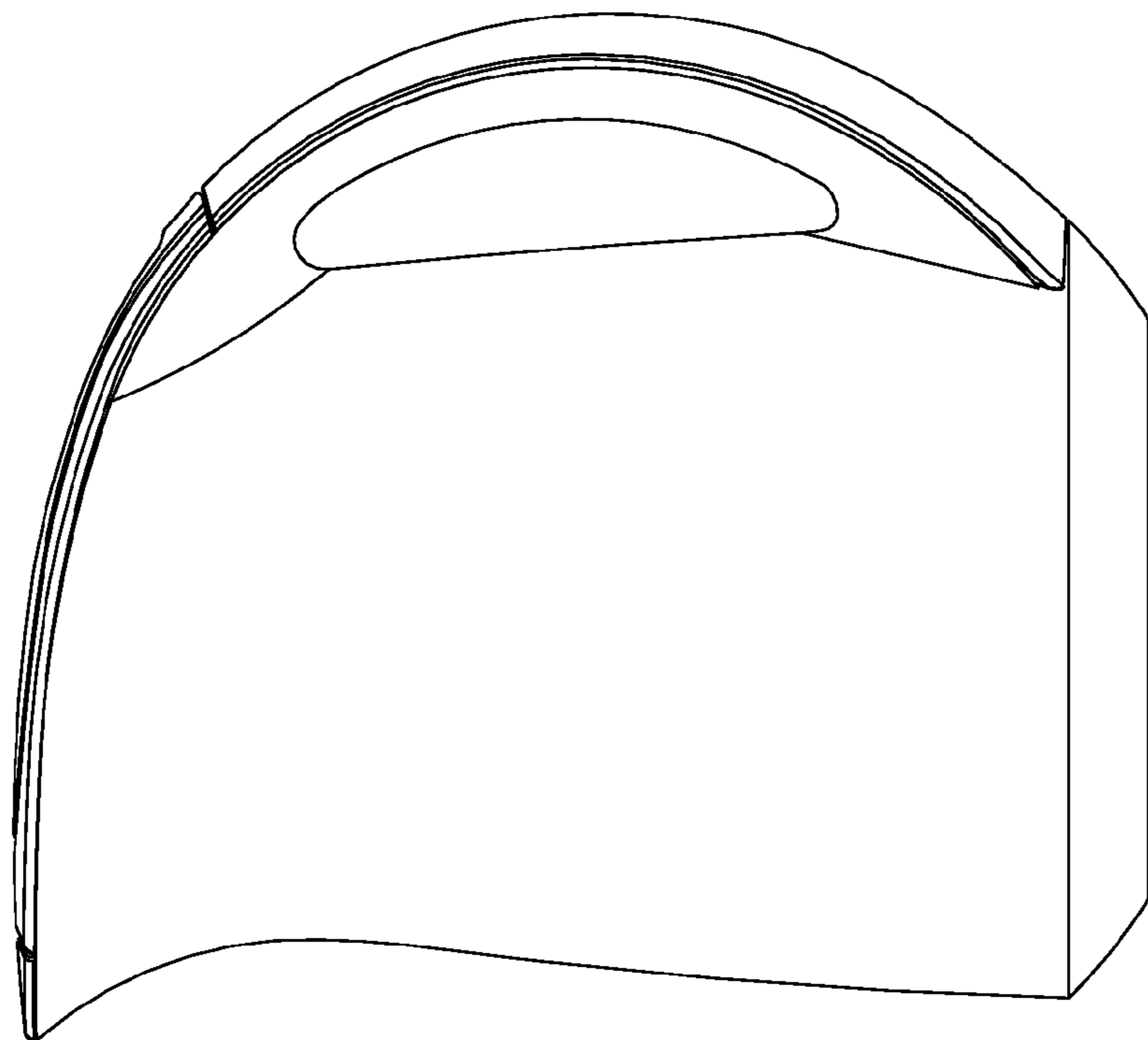


Fig. 4

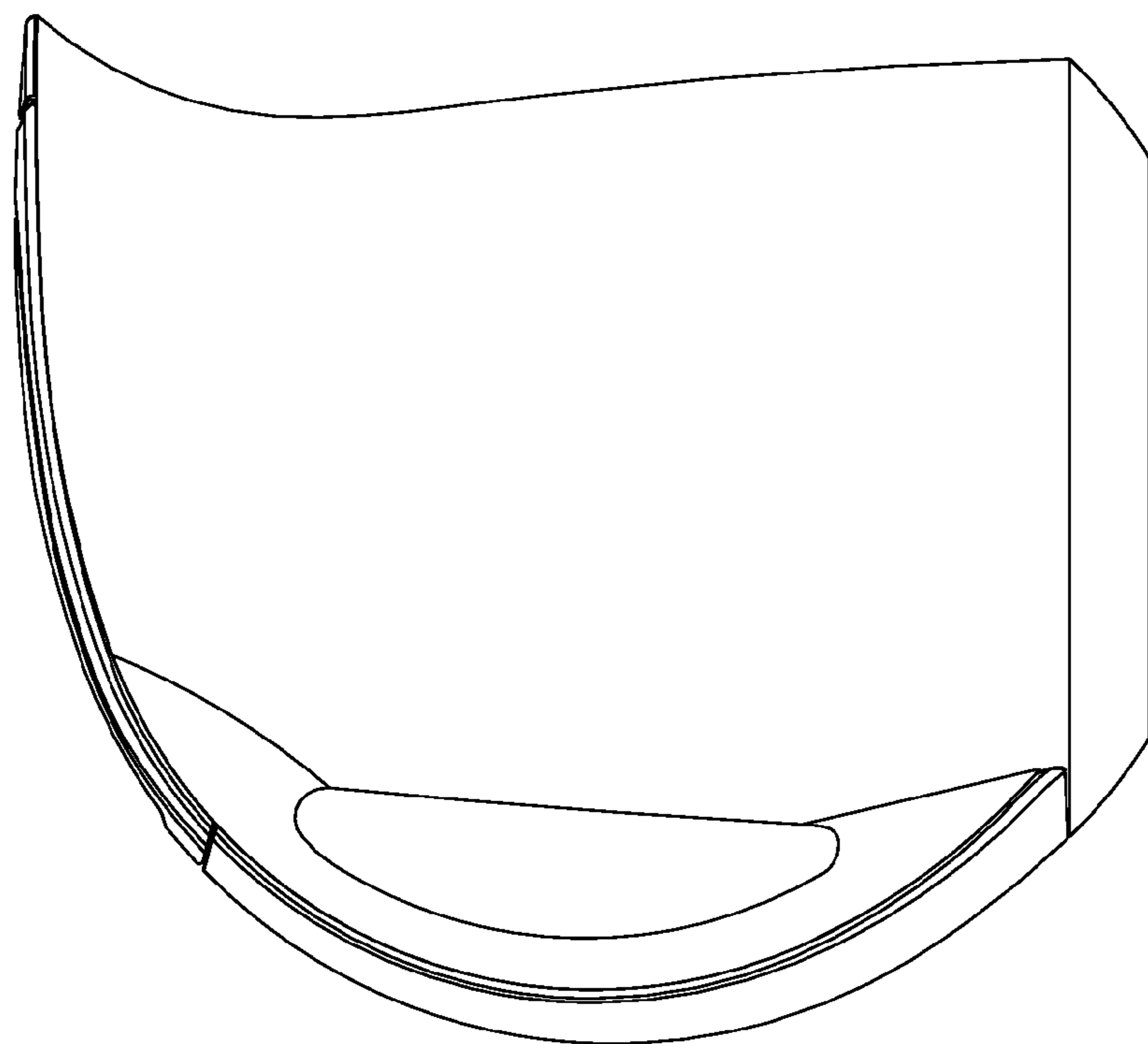


Fig. 3

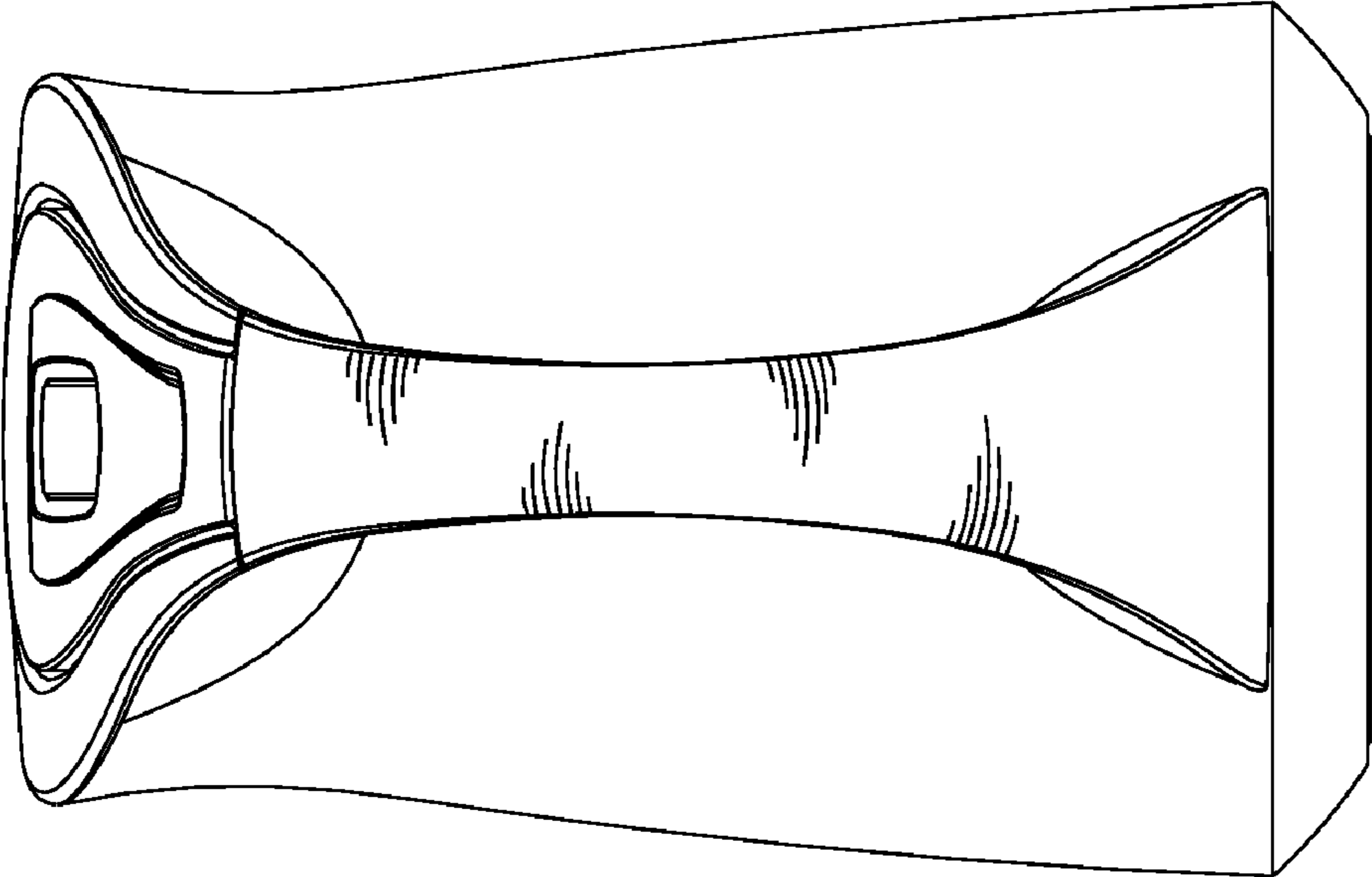


Fig. 6

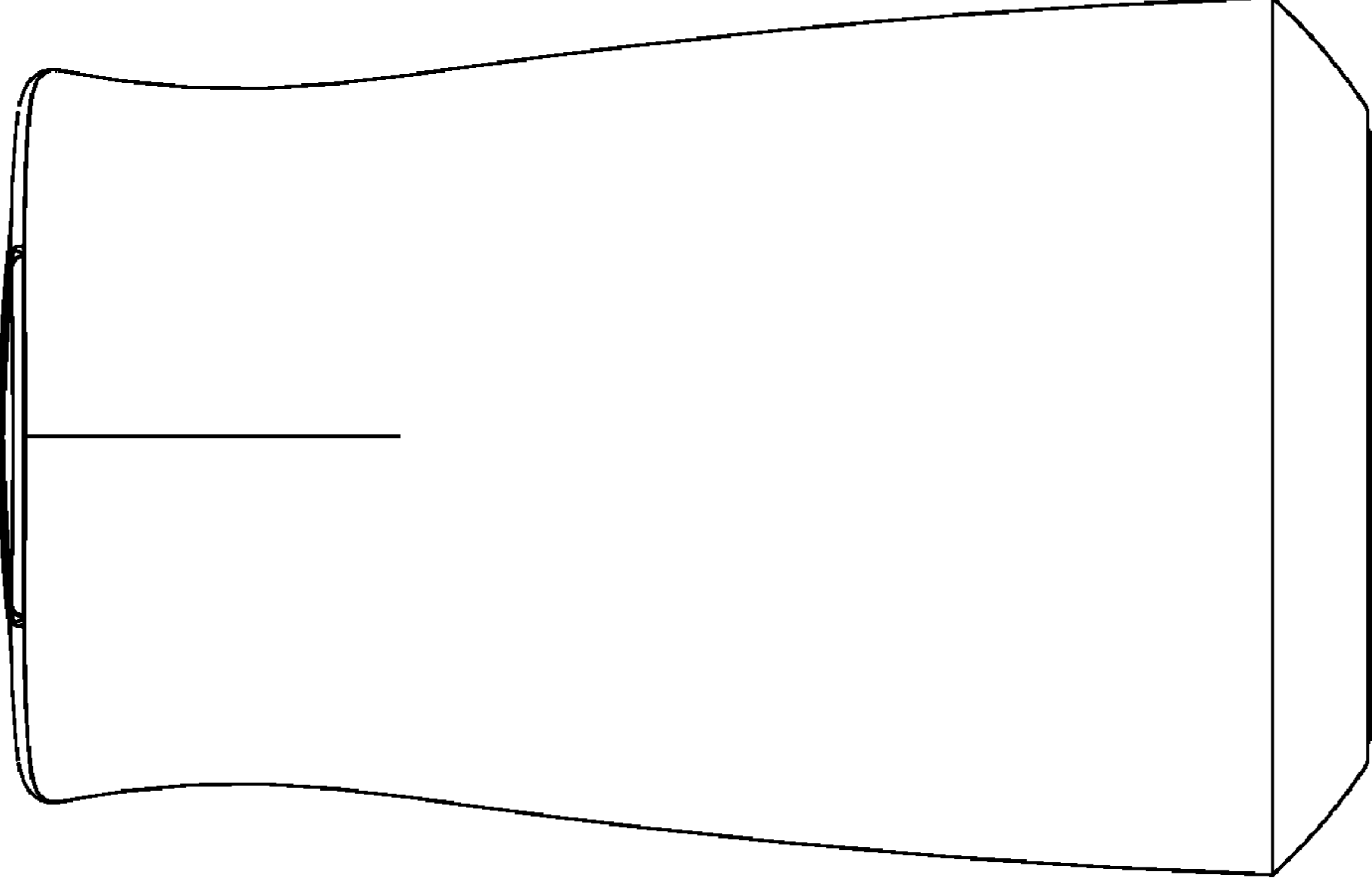


Fig. 5

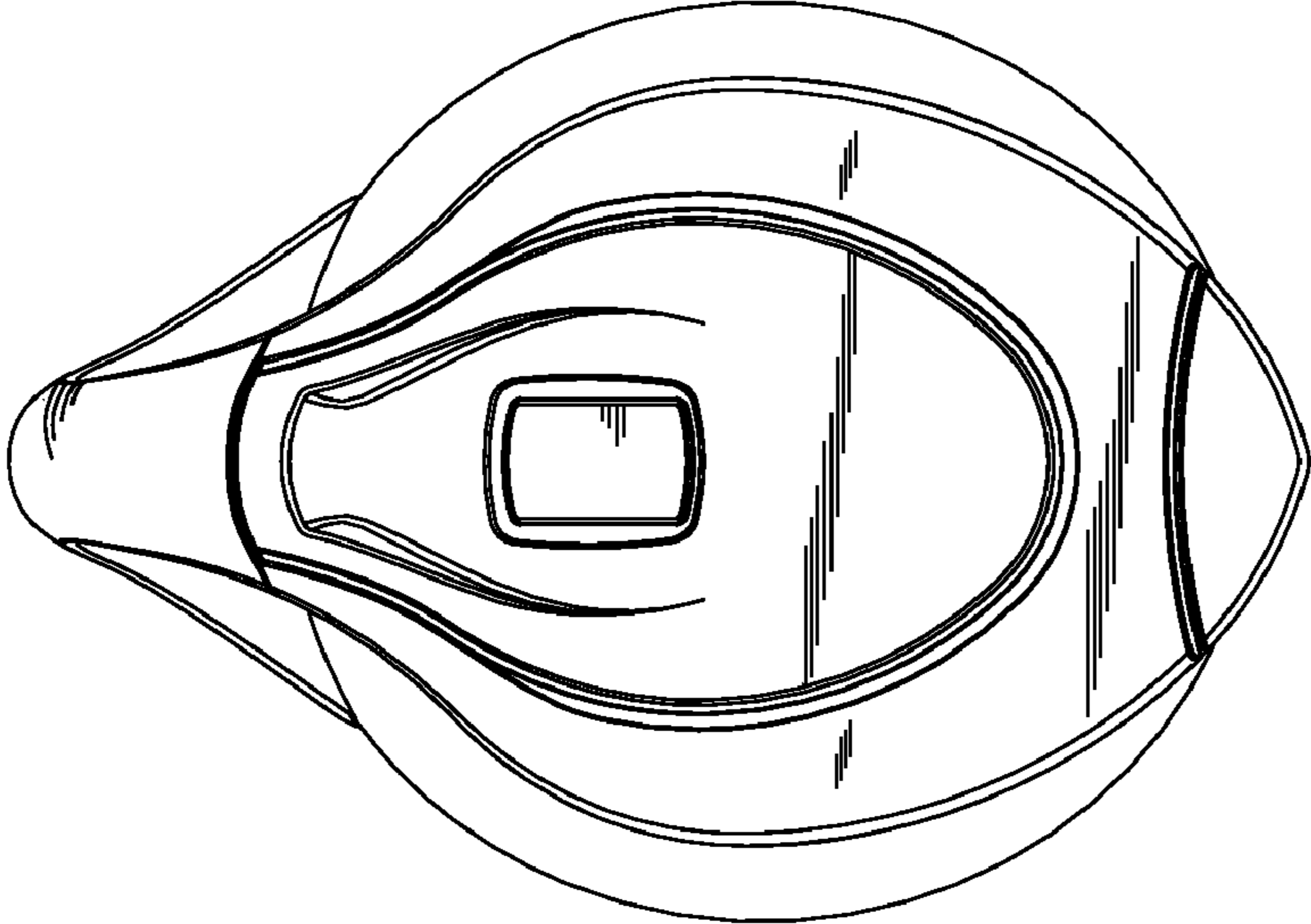


Fig. 8

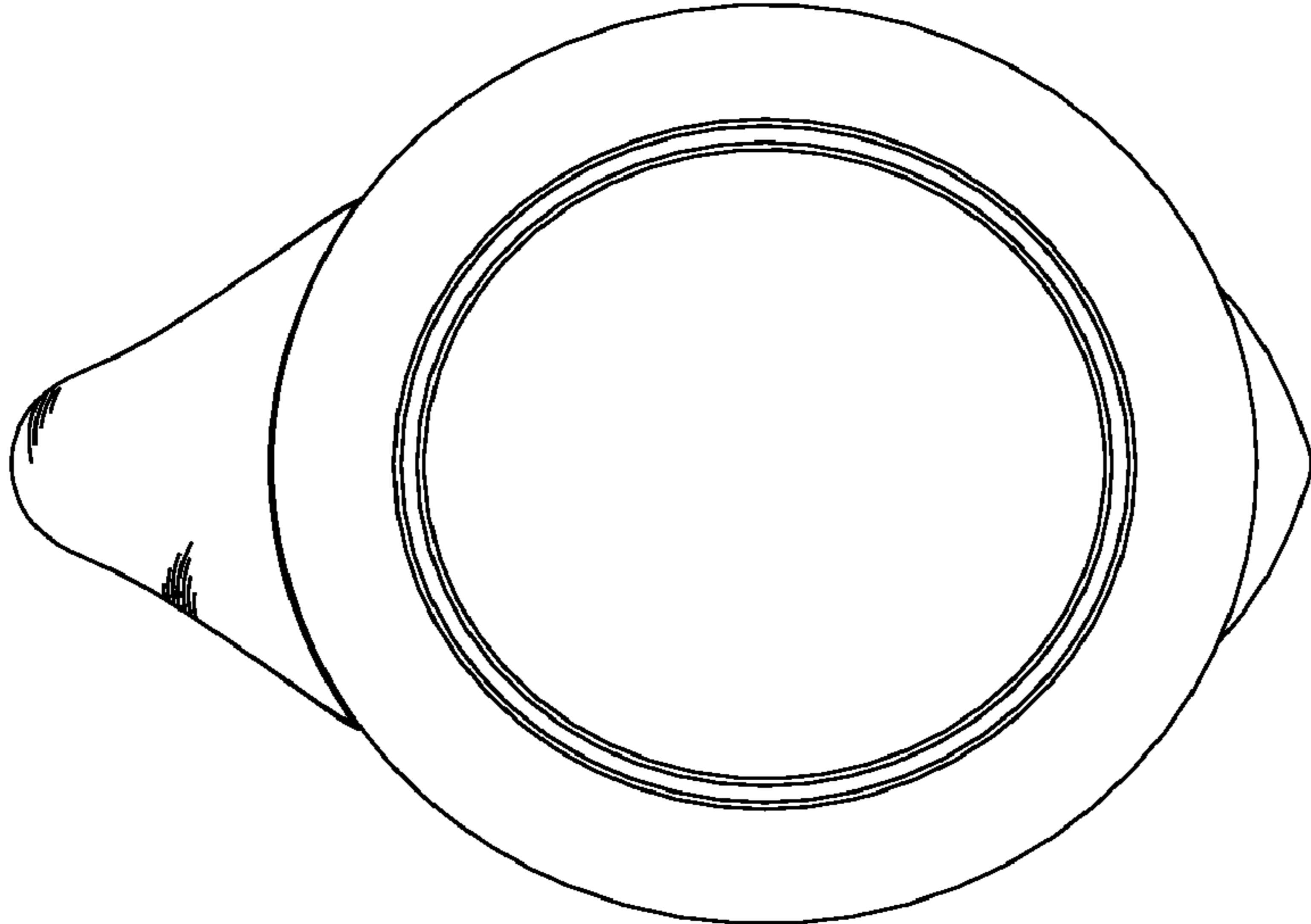


Fig. 7