

US00D626761S

(12) **United States Design Patent**
Hacker

(10) **Patent No.:** **US D626,761 S**

(45) **Date of Patent:** **** Nov. 9, 2010**

(54) **HOLDER**

(76) Inventor: **Marshall Hacker**, 3515 W. Beverly Blvd., Montebello, CA (US) 90640

(**) Term: **14 Years**

(21) Appl. No.: **29/335,711**

(22) Filed: **Apr. 20, 2009**

(51) **LOC (9) Cl.** **06-07**

(52) **U.S. Cl.** **D6/449; D6/300**

(58) **Field of Classification Search** D6/300-314,
D6/450, 449, 599; 446/268; D27/148; D11/131;
D21/440; 40/200, 700, 720, 728

See application file for complete search history.

(56) **References Cited**

U.S. PATENT DOCUMENTS

D56,369 S *	10/1920	Marienthal	D6/304
D199,680 S *	12/1964	Tredway	D21/440
D258,406 S *	3/1981	Elbaum et al.	D6/599
D329,403 S *	9/1992	Trefsgar	D11/131
D460,863 S *	7/2002	Hoernig	D6/300
D521,682 S *	5/2006	Chen	D27/148
D535,827 S *	1/2007	Kamioka	D6/303

D537,638 S *	3/2007	Kamioka	D6/303
D540,045 S *	4/2007	McNally	D6/300
D545,576 S *	7/2007	Grossman	D6/303
D591,980 S *	5/2009	Brinson et al.	D6/450
2005/0009441 A1 *	1/2005	Thomas	446/268

* cited by examiner

Primary Examiner—Philip S. Hyder

Assistant Examiner—Sydney R Buffalow

(74) *Attorney, Agent, or Firm*—Christie, Parker & Hale, LLP

(57) **CLAIM**

The ornamental design for a holder, as shown and described.

DESCRIPTION

FIG. 1 is a perspective view of the design in an open configuration;

FIG. 2 is a front view of the design in a closed configuration;

FIG. 3 is a side view of the design in a closed configuration;

FIG. 4 is an end view of the top of the design in a closed configuration; and,

FIG. 5 is an end view of the bottom of the design in a closed configuration.

1 Claim, 2 Drawing Sheets

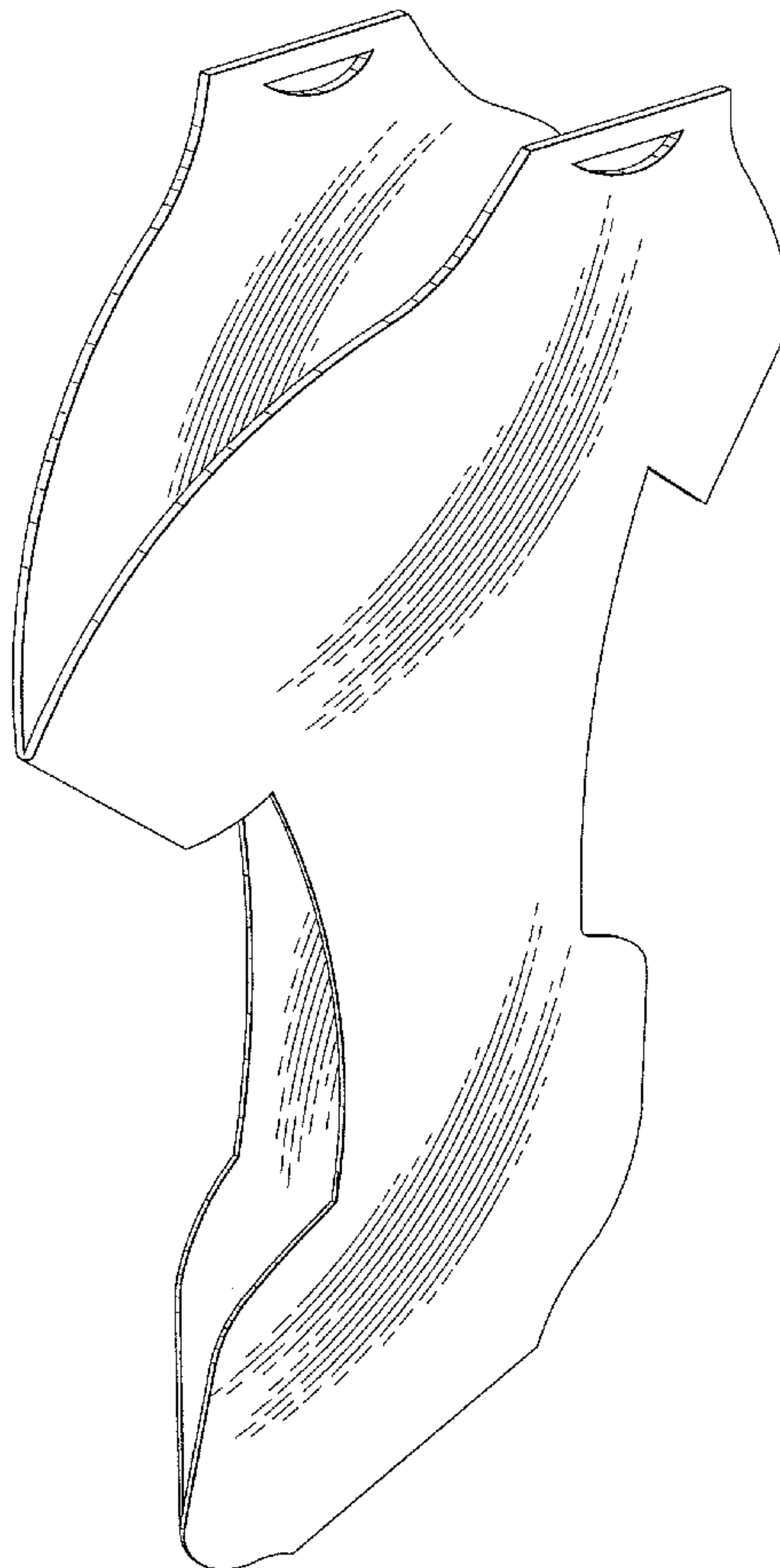


FIG. 1

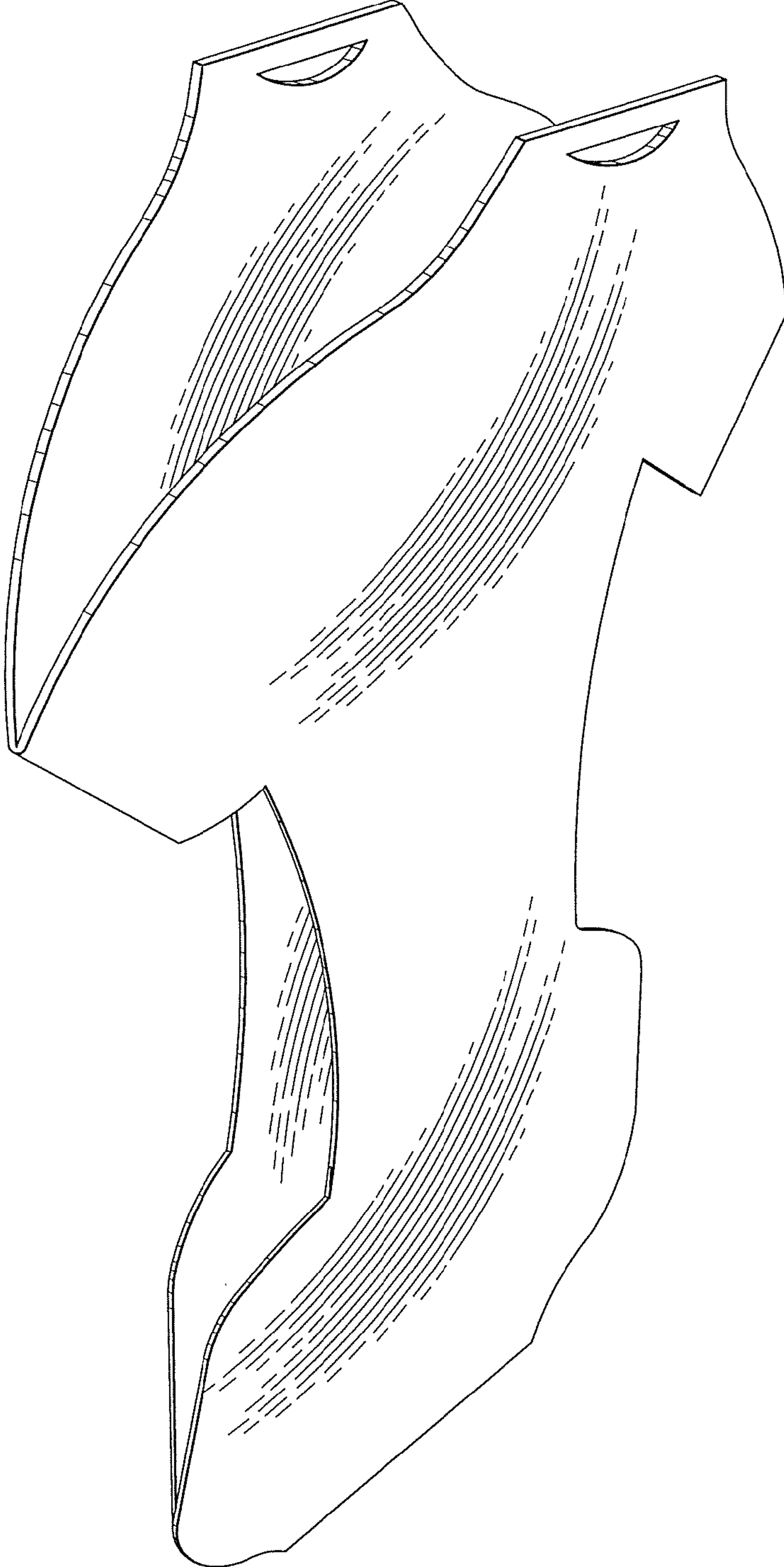


FIG. 4

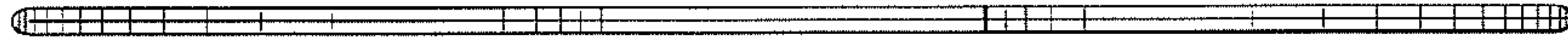


FIG. 2




FIG. 3

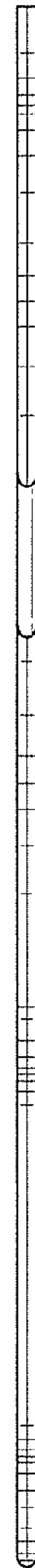


FIG. 5

