



US00D626749S

(12) **United States Design Patent**  
**Ragosta et al.**

(10) **Patent No.:** **US D626,749 S**  
(45) **Date of Patent:** **\*\* Nov. 9, 2010**

(54) **BRUSH WITH ROTATABLE CYLINDER**

4,161,050 A 7/1979 Sasaki et al.  
(Continued)

(75) Inventors: **Michael A. Ragosta**, Granada Hills, CA (US); **Bruno Meglio**, West Hills, CA (US); **Claudio Marino**, Van Nuys, CA (US); **Dave Richmond**, Culver City, CA (US); **Jeffery Scott Kunkler**, Shatin (HK); **James Christopher Krause**, Myrtle Beach, SC (US)

FOREIGN PATENT DOCUMENTS  
CH 594 382 1/1978  
(Continued)

(73) Assignee: **MM&R Products, Inc.**, Calabasas, CA (US)

*Primary Examiner*—Melanie H Tung  
*Assistant Examiner*—Lavone D Tabor  
(74) *Attorney, Agent, or Firm*—Laura M. Lloyd; Jeffrey G. Sheldon; Sheldon Mak & Anderson PC

(\*\*) Term: **14 Years**

(57) **CLAIM**

(21) Appl. No.: **29/303,610**

The ornamental design for brush with rotatable cylinder, as shown and described.

(22) Filed: **Feb. 12, 2008**

**DESCRIPTION**

(51) **LOC (9) Cl.** ..... **04-02**  
(52) **U.S. Cl.** ..... **D4/100**; D14/116; D14/121  
(58) **Field of Classification Search** ..... D4/100, D4/116, 121, 134.138; D32/10, 35, 37; 132/223–232, 132/237, 238, 120, 148, 269, 271; 219/225, 219/243

FIG. 1 is a bottom view of a brush with rotatable cylinder;  
FIG. 2 is a left side view thereof, the right side being a mirror image;  
FIG. 3 is a top view thereof;  
FIG. 4 is an enlarged rear view thereof;  
FIG. 5 is an enlarged front view thereof;  
FIG. 6 is a bottom perspective view thereof;  
FIG. 7 is a bottom perspective view thereof, shown in an open position  
FIG. 8 is a left side view of the brush as shown in FIG. 7;  
FIG. 9 is a top view of the brush as shown in FIG. 7;  
FIG. 10 is a bottom view of the brush as shown in FIG. 7;  
FIG. 11 is an enlarged rear view of the brush as shown in FIG. 7; and,  
FIG. 12 is an enlarged front view of the brush as shown in FIG. 7.

See application file for complete search history.

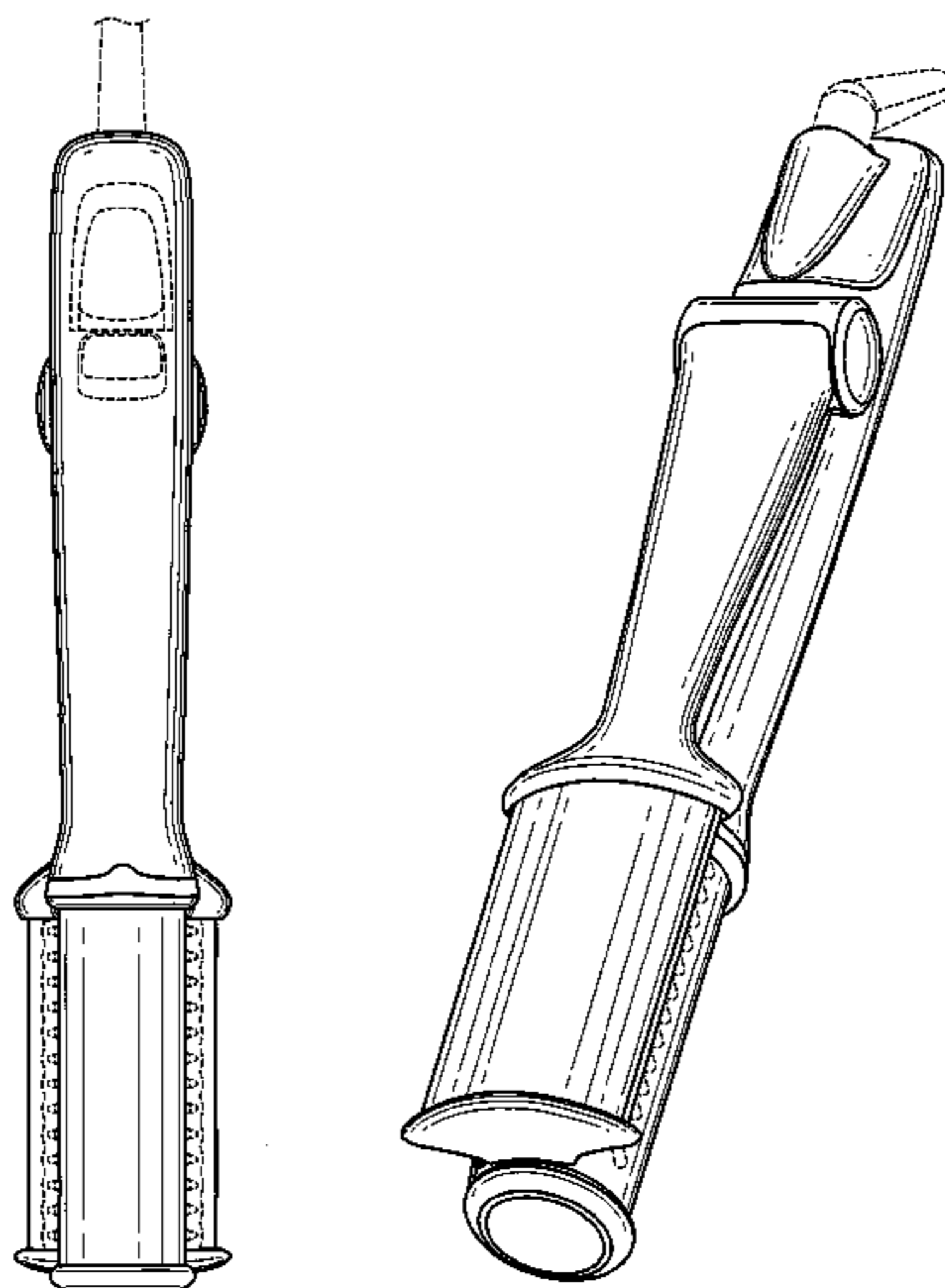
The broken lines showing bristles, parts of the dual handles, and a cord illustrate portions of the brush that form no part of the claimed design.

(56) **References Cited**

U.S. PATENT DOCUMENTS

54,695 A	5/1866	Crosman
431,497 A	7/1890	Walker
524,654 A	8/1894	Shute
1,572,161 A	2/1926	Russell
1,857,689 A	5/1932	Melkman
3,019,463 A	2/1962	Mitchell
3,431,571 A	3/1969	Kraus
3,890,984 A	6/1975	Lesetar
3,909,868 A	10/1975	Nogues
3,947,910 A	4/1976	Akerman
4,023,578 A	5/1977	Buhler
4,084,282 A	4/1978	Calvert
4,145,600 A	3/1979	Walter et al.

**1 Claim, 11 Drawing Sheets**



# US D626,749 S

Page 2

## U.S. PATENT DOCUMENTS

4,197,608 A 4/1980 Holley et al.  
4,250,902 A 2/1981 Ihara  
4,335,732 A 6/1982 Megna  
4,492,241 A 1/1985 Thaler et al.  
4,591,695 A 5/1986 Inoue  
4,829,156 A 5/1989 Thompson  
5,494,058 A 2/1996 Chan  
5,584,088 A 12/1996 Pauldine  
5,660,191 A 8/1997 Bontoux et al.  
5,837,972 A 11/1998 Padilla  
6,070,594 A 6/2000 Mears  
6,070,596 A \* 6/2000 Altamore ..... 132/224  
6,098,635 A 8/2000 Marino  
6,158,073 A 12/2000 Jiovanni  
D439,051 S 3/2001 White  
6,237,183 B1 5/2001 Fischer  
D465,654 S 11/2002 Richmond et al.  
D466,693 S 12/2002 Richmond et al.

D471,364 S \* 3/2003 Kwong ..... D4/120  
D489,482 S \* 5/2004 Cho ..... D28/35  
D504,977 S \* 5/2005 Caicedo ..... D28/35  
7,341,064 B2 3/2008 Habibi  
7,478,640 B2 1/2009 Saida et al.  
7,481,228 B2 \* 1/2009 Ragosta et al. .... 132/238  
2005/0016557 A1 \* 1/2005 Fasan ..... 132/132  
2005/0236009 A1 10/2005 Park  
2006/0278251 A1 12/2006 Hur  
2007/0089760 A1 4/2007 Evanyk

## FOREIGN PATENT DOCUMENTS

DE 1 062 212 7/1959  
EP 0 315 107 A2 5/1989  
FR 2 276 794 1/1976  
JP 2007175470 A \* 7/2007  
KR 30-0274597 S \* 5/2001  
KR 30-0306635 S \* 9/2002

\* cited by examiner

*FIG. 1*

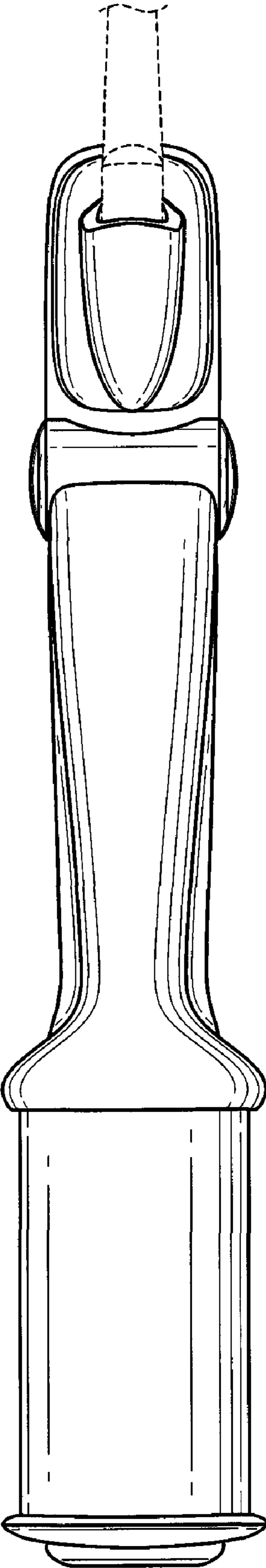


FIG. 2



*FIG. 3*

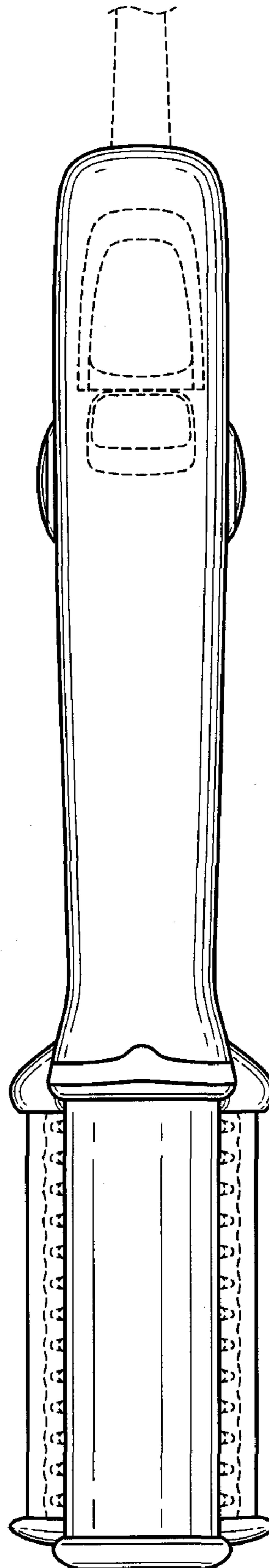


FIG. 4

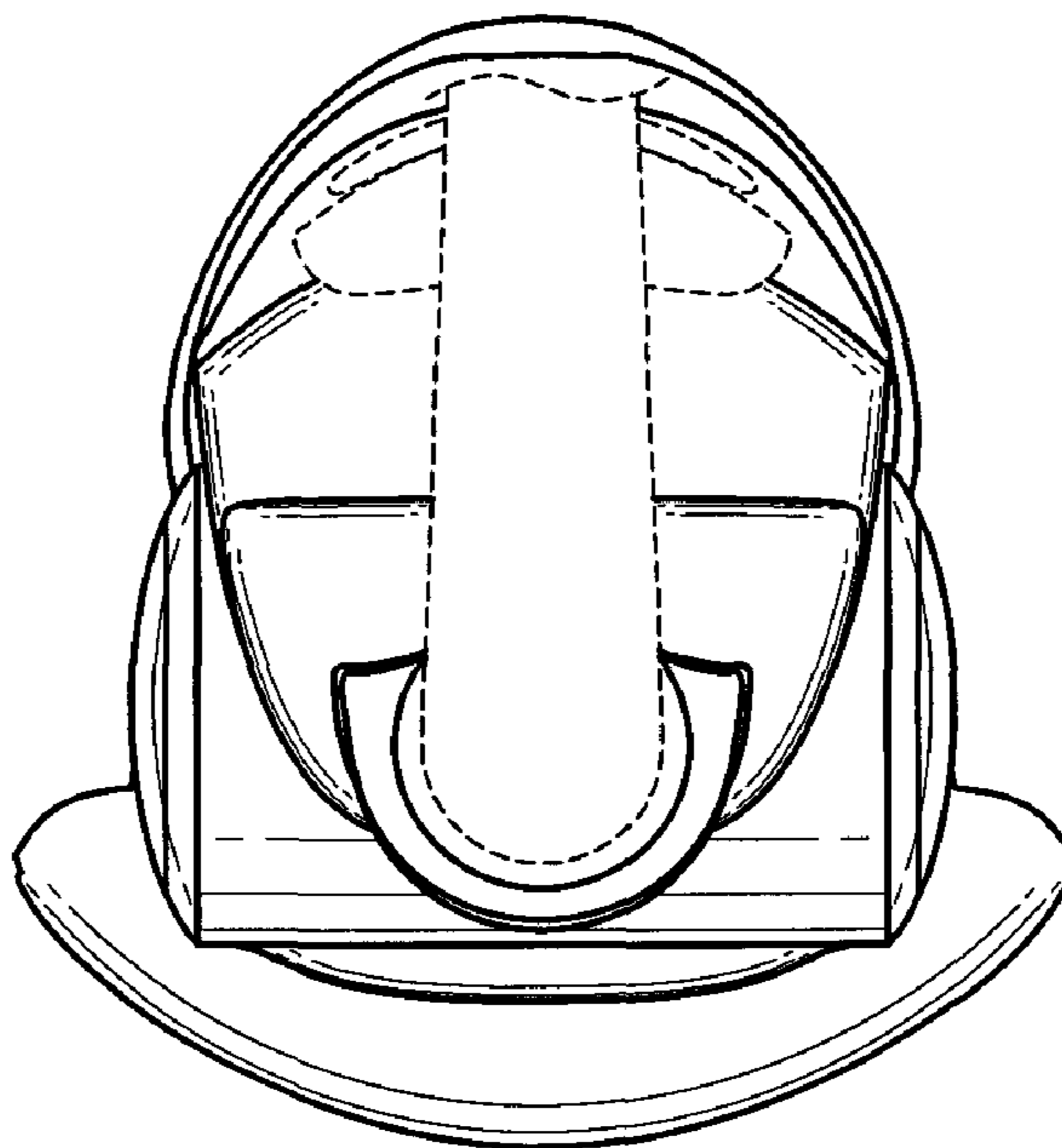


FIG. 5

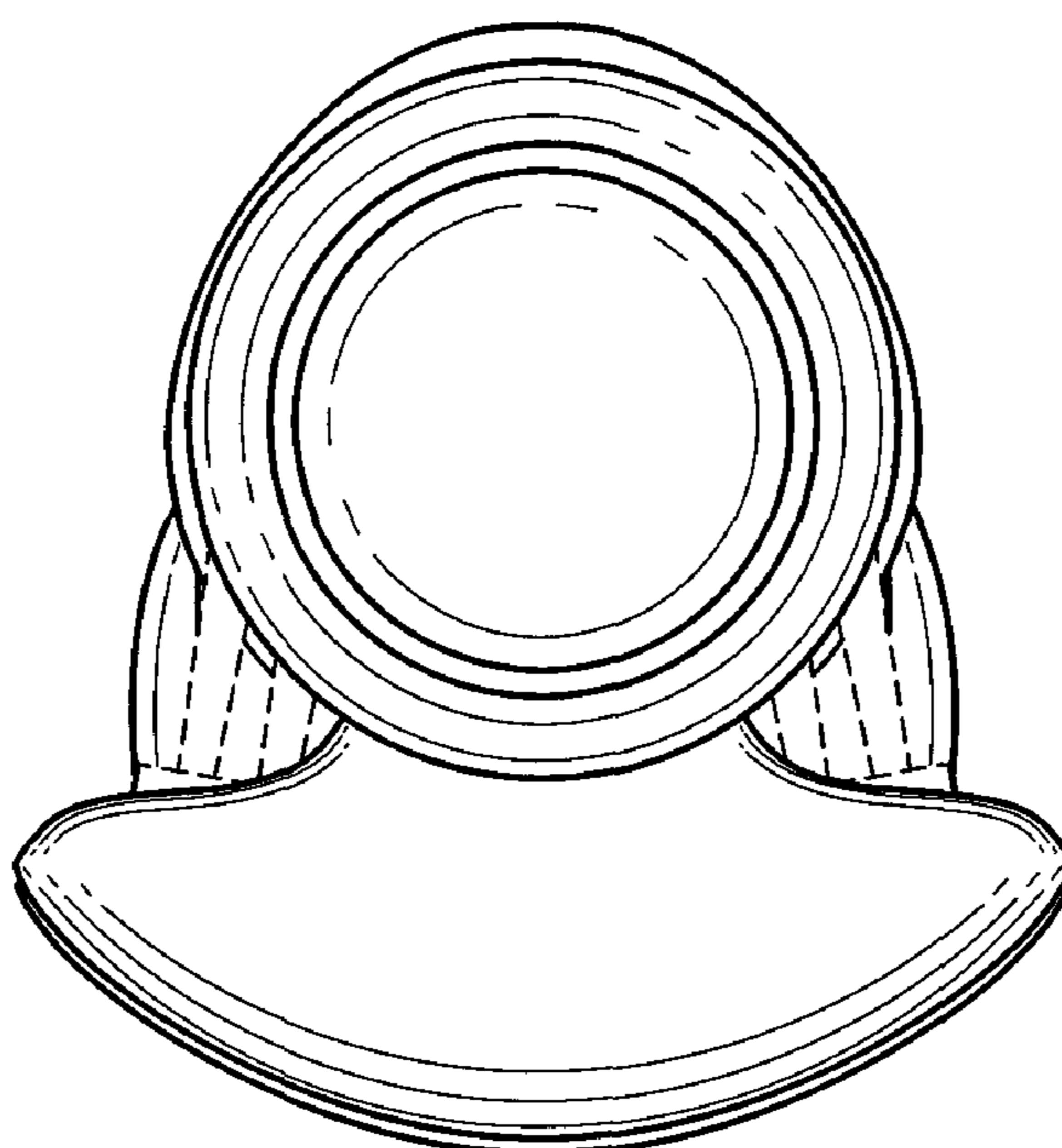
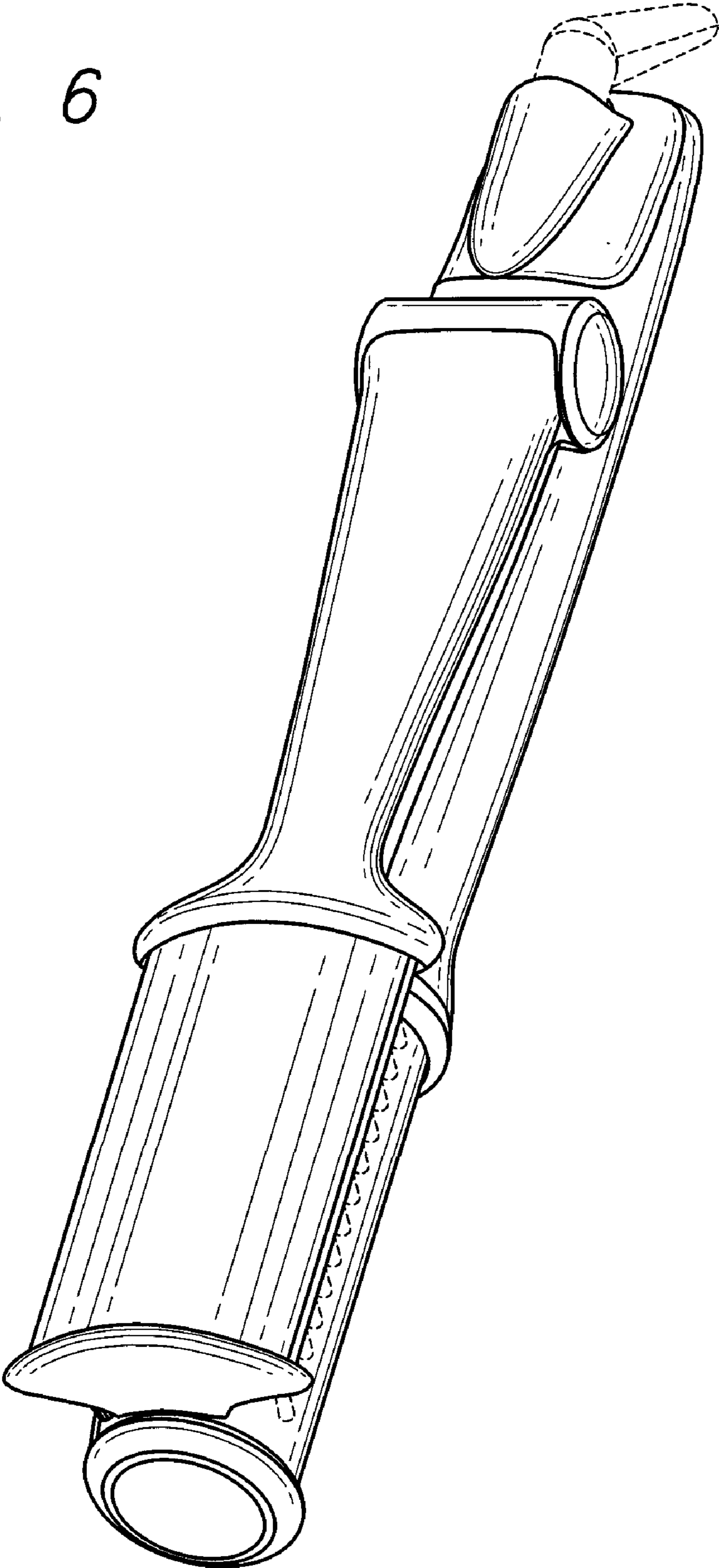


FIG. 6



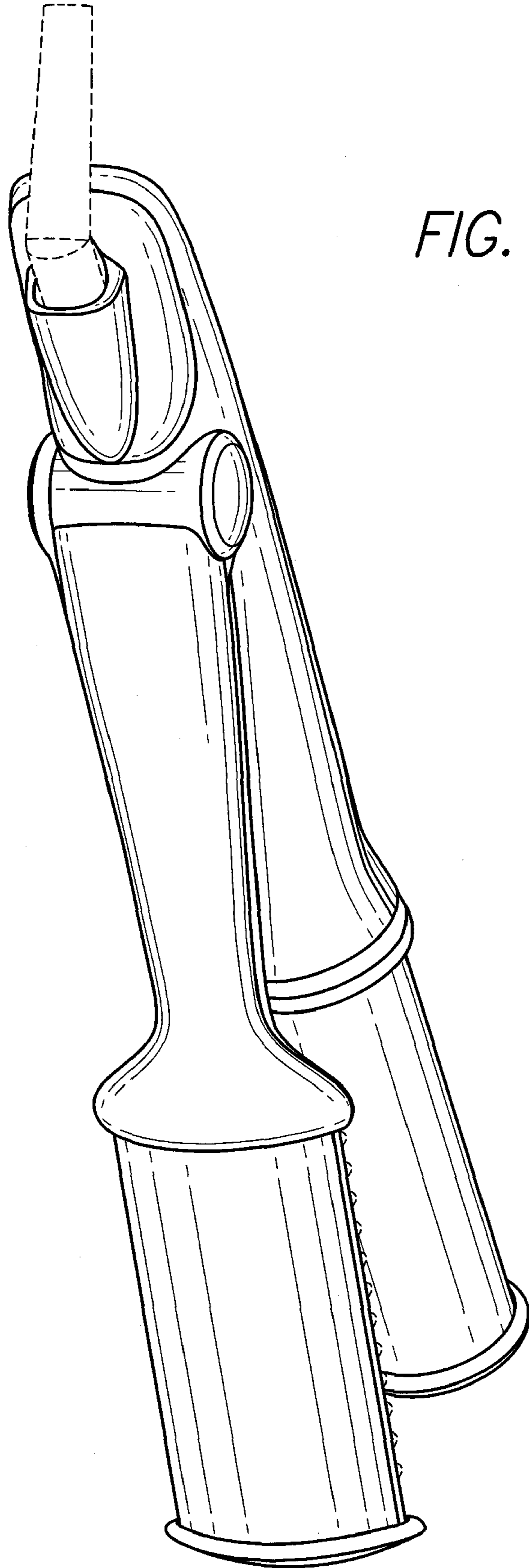
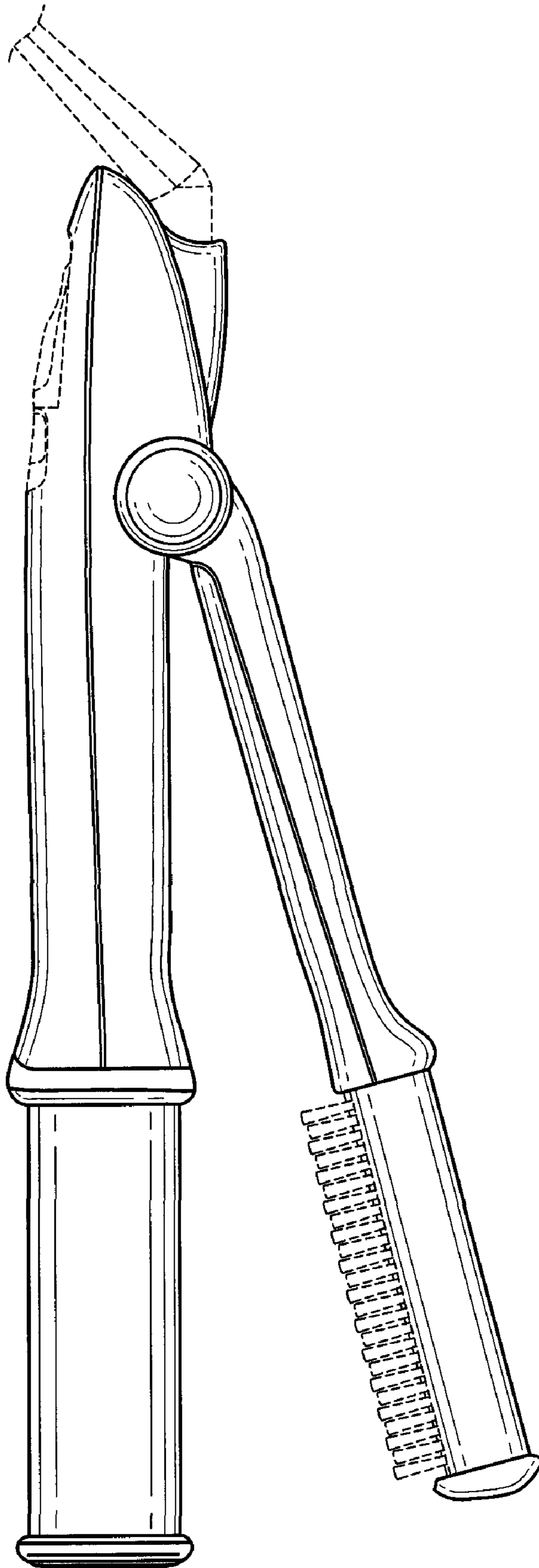


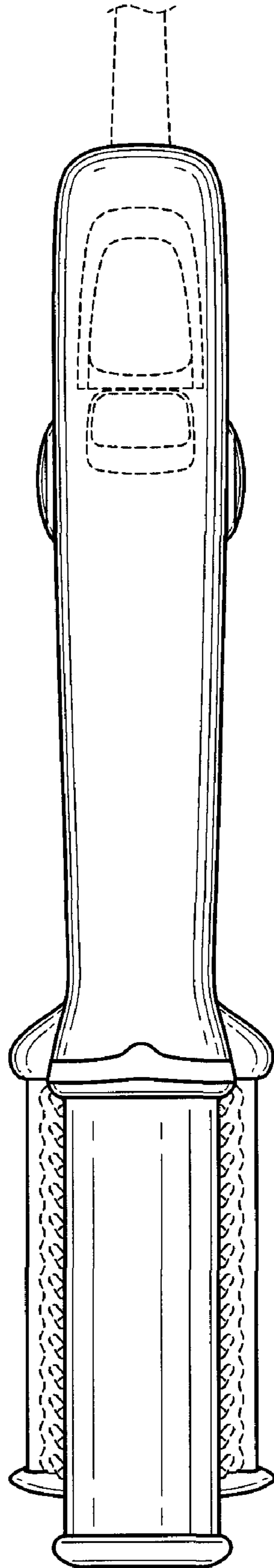
FIG. 7



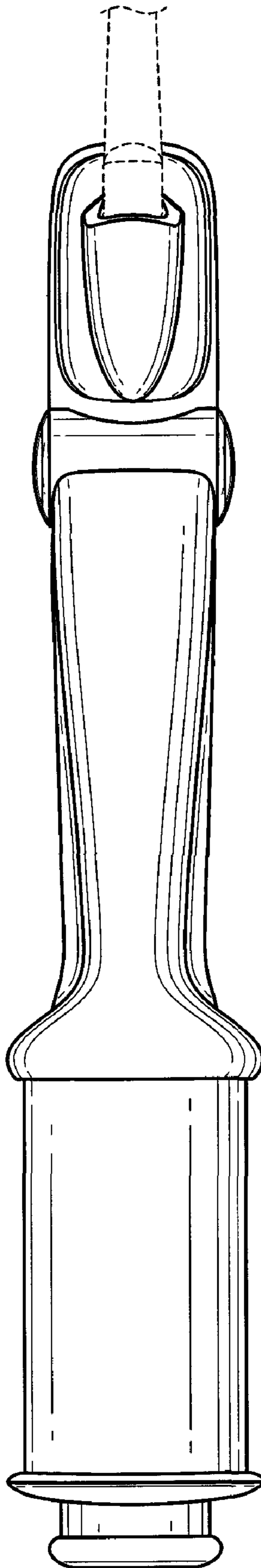
FIG. 8



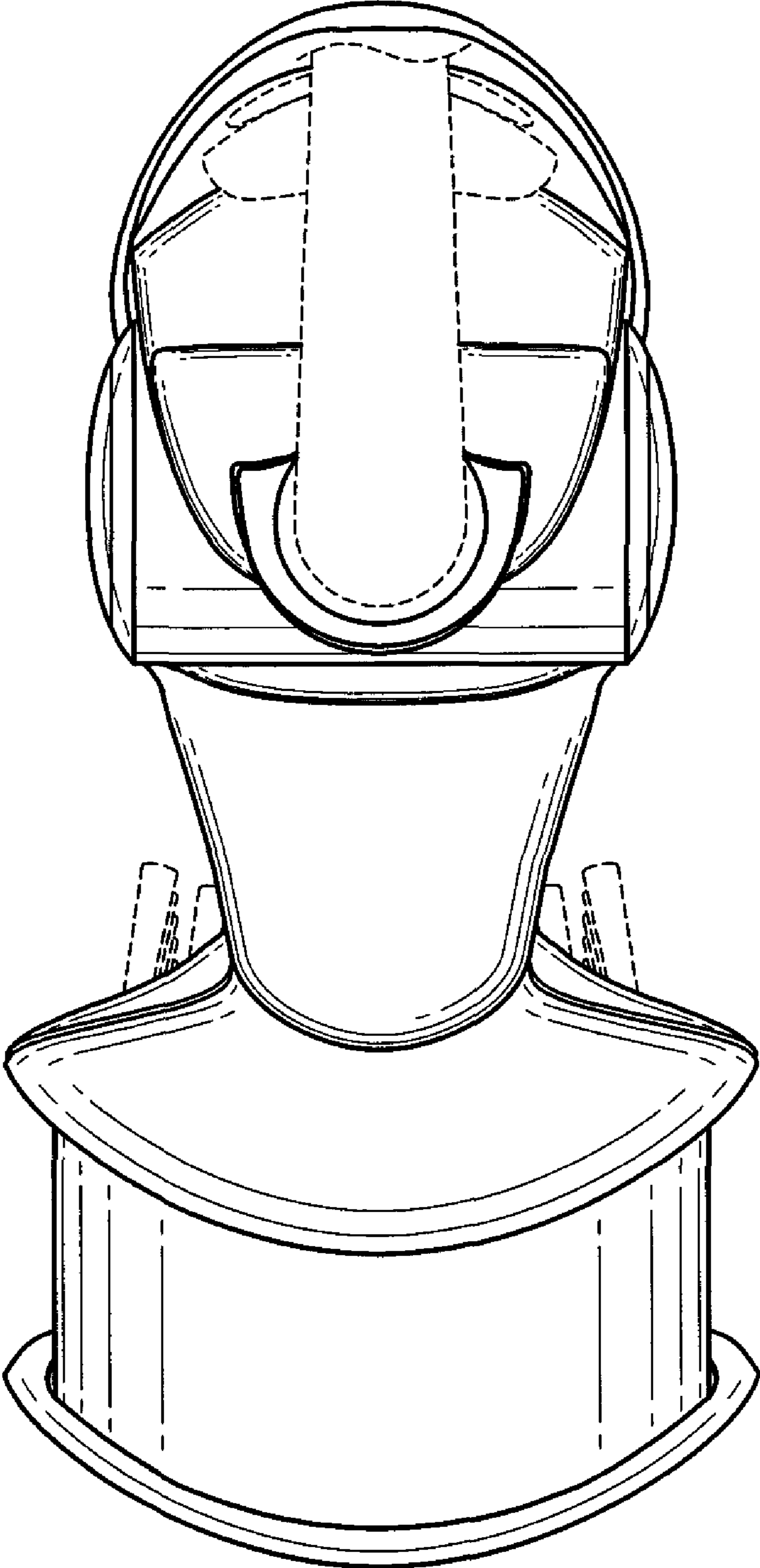
*FIG. 9*



*FIG. 10*



*FIG. 11*



*FIG. 12*

