



US00D626745S

(12) **United States Design Patent**
Roman

(10) **Patent No.:** **US D626,745 S**
(45) **Date of Patent:** **** Nov. 9, 2010**

(54) **CASE FOR OPTICAL ADAPTER AND MOBILE DEVICE**

(76) Inventor: **Kendyl A. Roman**, 730 Bantry Ct., Sunnyvale, CA (US) 94087

(**) Term: **14 Years**

(21) Appl. No.: **29/315,498**

(22) Filed: **Jun. 29, 2009**

(51) **LOC (9) Cl.** **03-01**

(52) **U.S. Cl.** **D3/269; D3/218**

(58) **Field of Classification Search** D14/137, D14/140-140.9, 155, 167, 188, 203.4, 205, D14/207, 210, 215, 218, 230-237, 240, 242, D14/302, 314, 132-134, 348-358, 363, 383, D14/433, 435.1, 496; D13/149, 184, 137.1-139.8, D13/110, 144; 711/100, 115; 361/685, 725, 361/752; 369/272.1, 273, 75.11; 360/133, 360/79.01, 97.03; 379/220.01, 221.09, 220.14, 379/25, 93.09, 93.19, 156, 900, 338-339, 379/441; D3/201, 218, 269

See application file for complete search history.

(56) **References Cited**

U.S. PATENT DOCUMENTS

D405,800 S * 2/1999 Brown D14/250
D419,565 S * 1/2000 Lohrding et al. D14/230
D462,072 S * 8/2002 Kunz et al. D14/250
6,795,715 B1 * 9/2004 Kubo et al. 455/556.1

D565,290 S * 4/2008 Brandenburg et al. D3/218
D575,056 S * 8/2008 Tan D3/218
D582,149 S * 12/2008 Tan D3/218
D604,716 S * 11/2009 Oh et al. D14/203.7
D609,464 S * 2/2010 Bullen D3/218
D609,900 S * 2/2010 Behar et al. D3/201
D610,568 S * 2/2010 Yu D14/203.7

* cited by examiner

Primary Examiner—Charles A Rademaker

Assistant Examiner—Charles D Hanson

(57) **CLAIM**

I claim the ornamental design for a case for optical adapter and mobile device, as shown and described.

DESCRIPTION

FIG. 1 is a perspective view of a case for optical adapter and mobile device showing my new design;

FIG. 2 is a back view thereof;

FIG. 3 is a front view thereof;

FIG. 4 is a right view thereof;


FIG. 5 is a left view thereof;

FIG. 6 is a top view thereof; and,

FIG. 7 is a bottom view thereof.

The broken line showing the mobile device is included for the purpose of illustrating environment and forms no part of the claimed design.

1 Claim, 3 Drawing Sheets



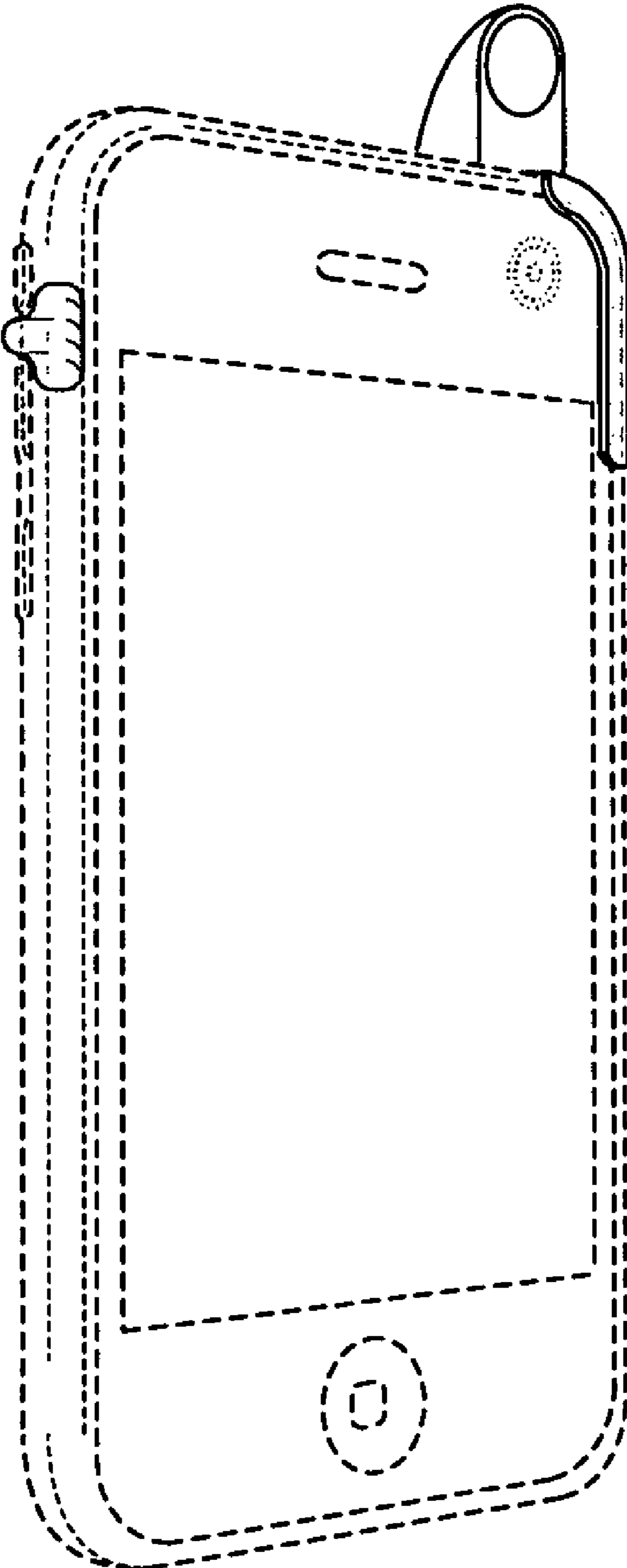


Fig 1

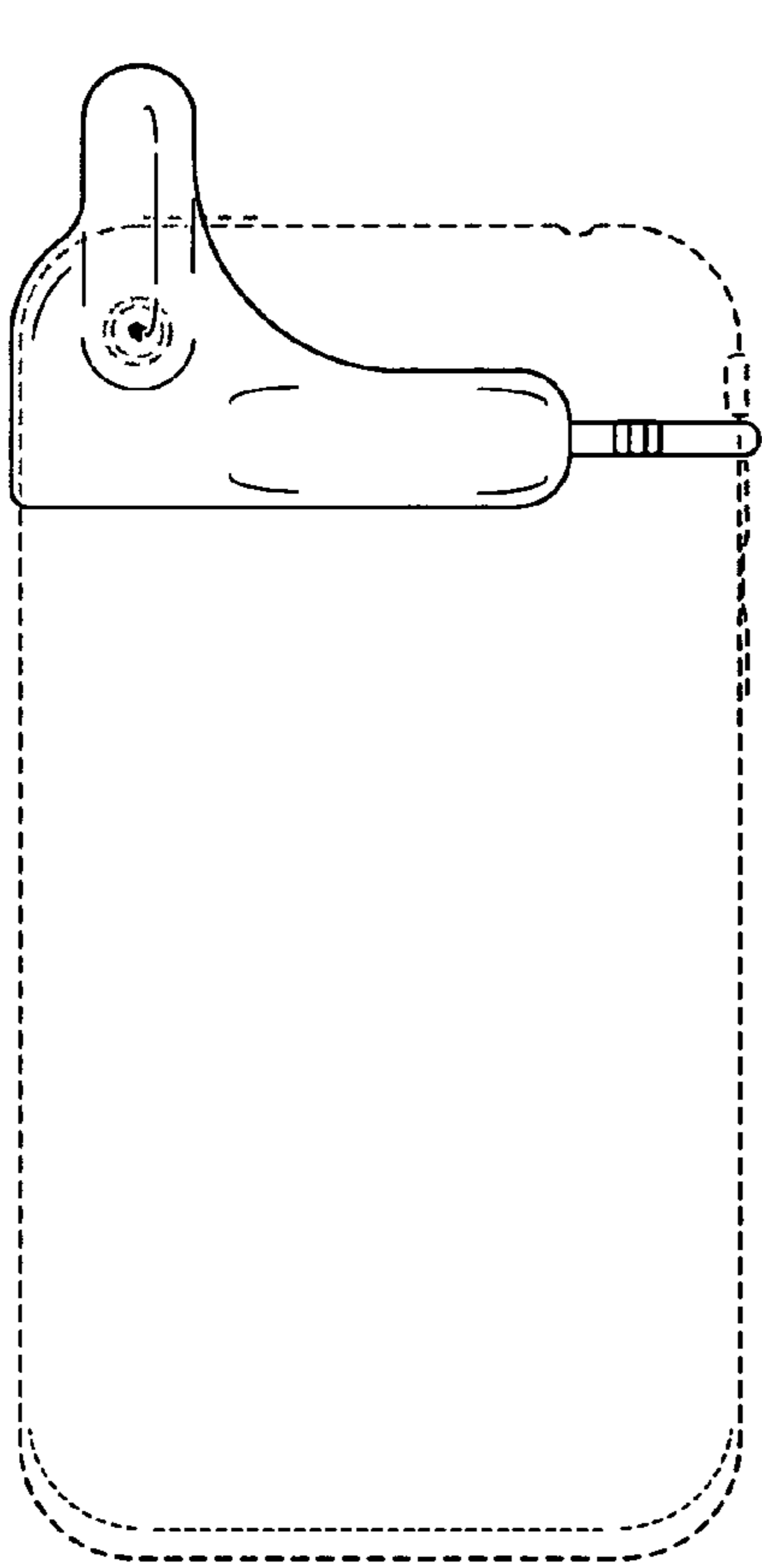


Fig 2

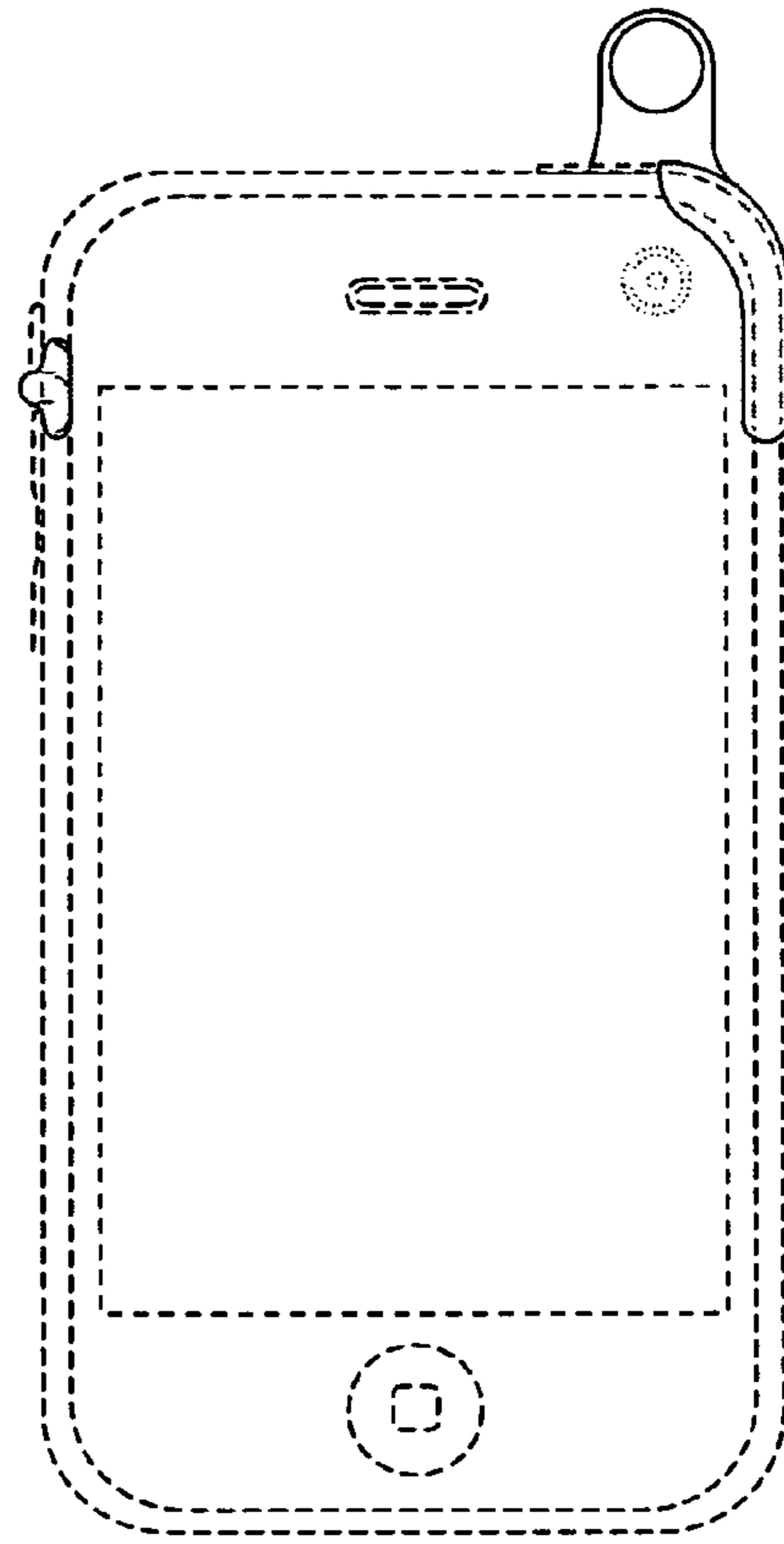


Fig 3




Fig 4




Fig 5

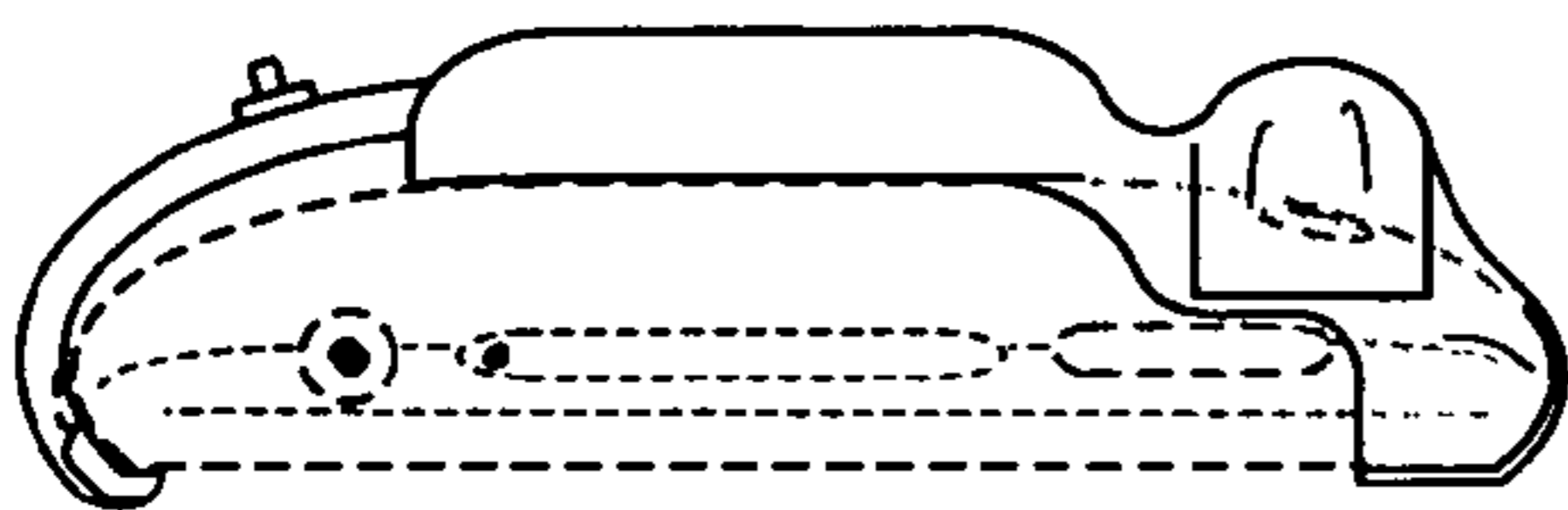


Fig 6

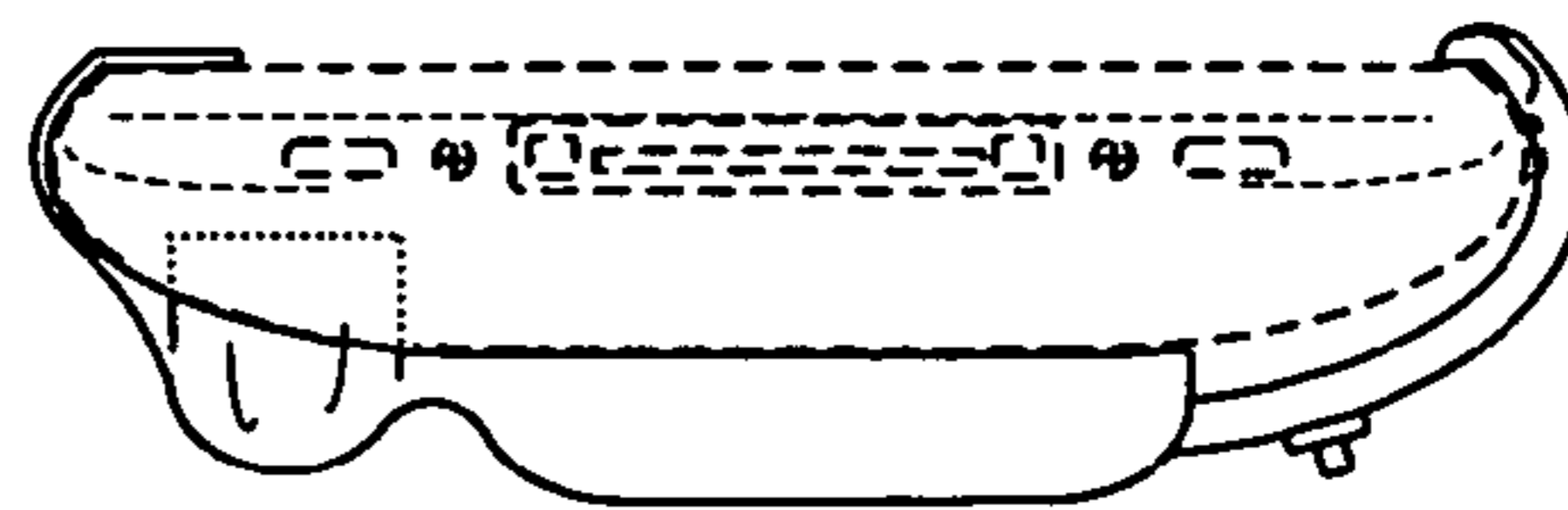


Fig 7