

US00D626744S

(12) **United States Design Patent**  
**Roman**

(10) **Patent No.:** **US D626,744 S**

(45) **Date of Patent:** **\*\* Nov. 9, 2010**

(54) **CASE FOR OPTICAL ADAPTER AND MOBILE DEVICE**

(76) Inventor: **Kendyl A. Roman**, 730 Bantry Ct., Sunnyvale, CA (US) 94087

(\*\*) Term: **14 Years**

(21) Appl. No.: **29/315,497**

(22) Filed: **Jun. 29, 2009**

(51) **LOC (9) Cl.** ..... **03-01**

(52) **U.S. Cl.** ..... **D3/269; D14/240**

(58) **Field of Classification Search** ..... D14/137, D14/140-140.9, 155, 167, 188, 203.4, 204, D14/205, 207, 210, 215, 218, 230-237, 240, D14/242, 302, 314, 132-134, 348-358, 363, D14/383, 433, 435.1, 496; D13/149, 184, D13/137.1-139.8, 110, 144; 711/100, 115; 361/685, 725, 752; 369/272.1, 273, 75.11; 360/133, 79.01, 97.03; 379/220.01, 221.09, 379/220.14, 25, 93.09, 93.19, 156, 900, 338-339, 379/441; D3/201, 218, 269, 250

See application file for complete search history.

(56) **References Cited**

**U.S. PATENT DOCUMENTS**

D405,800 S \* 2/1999 Brown ..... D14/250  
D419,565 S \* 1/2000 Lohrding et al. .... D14/230  
D462,072 S \* 8/2002 Kunz et al. .... D14/250  
6,795,715 B1 \* 9/2004 Kubo et al. .... 455/556.1

D565,290 S \* 4/2008 Brandenburg et al. .... D3/218  
D575,056 S \* 8/2008 Tan ..... D3/218  
D582,149 S \* 12/2008 Tan ..... D3/218  
D604,716 S \* 11/2009 Oh et al. .... D14/203.7  
D609,464 S \* 2/2010 Bullen ..... D3/218  
D609,900 S \* 2/2010 Behar et al. .... D3/201  
D610,568 S \* 2/2010 Yu ..... D14/203.7

\* cited by examiner

*Primary Examiner*—Charles A Rademaker

*Assistant Examiner*—Charles D Hanson

(57) **CLAIM**

I claim the ornamental design for a case for optical adapter and mobile device, as shown and described.

**DESCRIPTION**

FIG. 1 is a perspective view of a case for optical adapter and mobile device showing my new design;

FIG. 2 is a back view thereof;

FIG. 3 is a front view thereof;

FIG. 4 is a right view thereof;


FIG. 5 is a left view thereof;

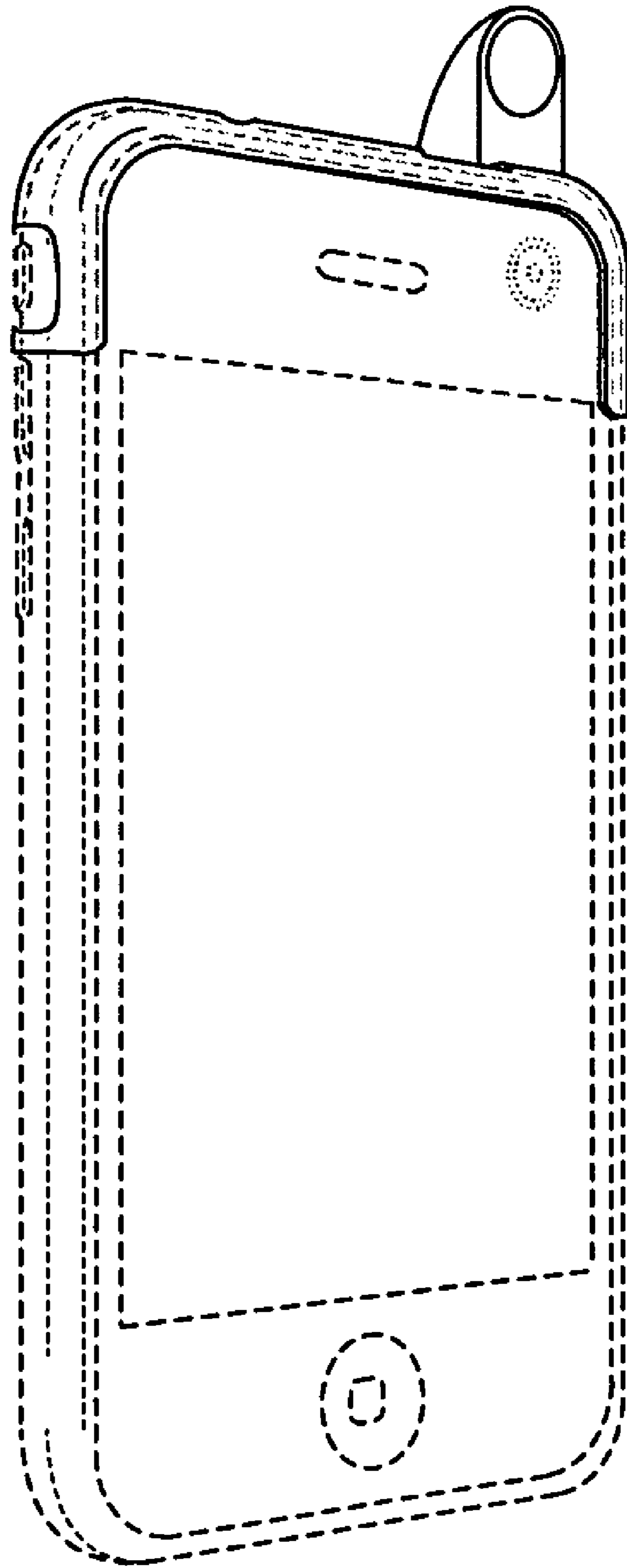
FIG. 6 is a top view thereof; and,

FIG. 7 is a bottom view thereof.


The broken line showing the mobile device is included for the purpose of illustrating environment and forms no part of the claimed design.

**1 Claim, 3 Drawing Sheets**







**Fig 1**




**Fig 2**




**Fig 3**




**Fig 4**



**Fig 5**



**Fig 6**



**Fig 7**