



US00D626740S

(12) **United States Design Patent**
Stevenson

(10) **Patent No.:** **US D626,740 S**

(45) **Date of Patent:** **** Nov. 9, 2010**

(54) **SOCK**

(76) **Inventor:** **Jon Stevenson**, 10255 Old Placerville Rd., Suite 1-3, Sacramento, CA (US) 95827

(**) **Term:** **14 Years**

(21) **Appl. No.:** **29/351,271**

(22) **Filed:** **Dec. 2, 2009**

(51) **LOC (9) Cl.** **02-04**

(52) **U.S. Cl.** **D2/981**

(58) **Field of Classification Search** D2/980-994,
D2/896-897, 900, 925; 2/239-242, 409,
2/911

See application file for complete search history.

(56) **References Cited**

U.S. PATENT DOCUMENTS

39,569	A	8/1863	Harmon	
D6,264	S *	11/1872	Brown	D2/900
D116,732	S *	9/1939	Baer	D2/897
D131,408	S	2/1942	Harms	
2,490,916	A	12/1949	Miller	
D178,551	S *	8/1956	Sherman	D2/900
2,896,339	A	7/1959	Rabinowitz	
3,146,468	A	9/1964	McDonald	
D204,053	S *	3/1966	Mason	D2/900
D208,850	S	10/1967	Thorneburg	
D213,001	S	12/1968	Clayton	
3,421,503	A	1/1969	Kaplan	
3,562,818	A	2/1971	Burton	
3,601,818	A	8/1971	Chesebro et al.	
3,887,946	A	6/1975	Laskin et al.	
5,867,838	A	2/1999	Corry	
6,324,698	B1	12/2001	Freeman	

6,393,620	B2	5/2002	Hatch et al.	
D460,609	S *	7/2002	Belley	D2/971
D500,403	S *	1/2005	Belley et al.	D2/969
D513,836	S *	1/2006	Magro et al.	D2/896
D559,520	S *	1/2008	Belley et al.	D2/969
D566,958	S *	4/2008	Andersen et al.	D2/971
D595,041	S *	6/2009	Matis	D2/971
D597,284	S *	8/2009	Loverin	D2/900
D609,445	S *	2/2010	Zhu	D2/969
2005/0144703	A1	7/2005	Hilbert	
2007/0260330	A1	11/2007	Mennes	

* cited by examiner

Primary Examiner—T. Chase Nelson

Assistant Examiner—Kathleen M Sims

(74) *Attorney, Agent, or Firm*—Bullivant Houser Bailey PC

(57) **CLAIM**

The ornamental design for a sock, as shown and described.

DESCRIPTION

FIG. 1 is a perspective view of a sock showing my new design;

FIG. 2 is a side view of the sock alone;

FIG. 3 is a top view thereof;

FIG. 4 is a front view thereof

FIG. 5 is a back view thereof; and,

FIG. 6 is a bottom view thereof.

The broken line showing of a leg in FIG. 1 is included for the purpose of showing environmental portions of the sock and forms no part of the claimed design.

The dashed lines shown on the side of the sock in FIGS. 1 and 2 represent conventional stitching.

1 Claim, 3 Drawing Sheets




FIG. 1




FIG. 2

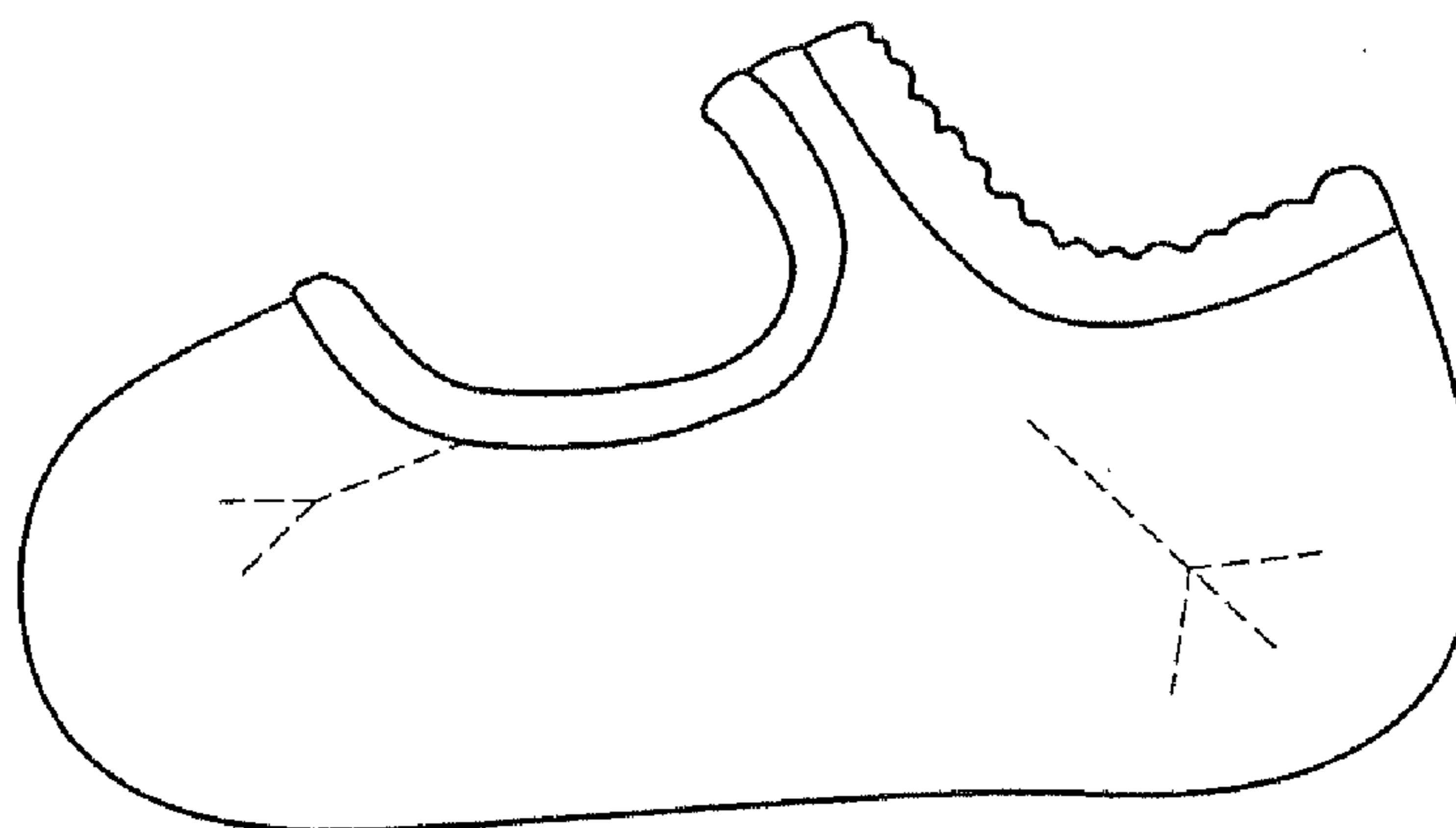


FIG. 3

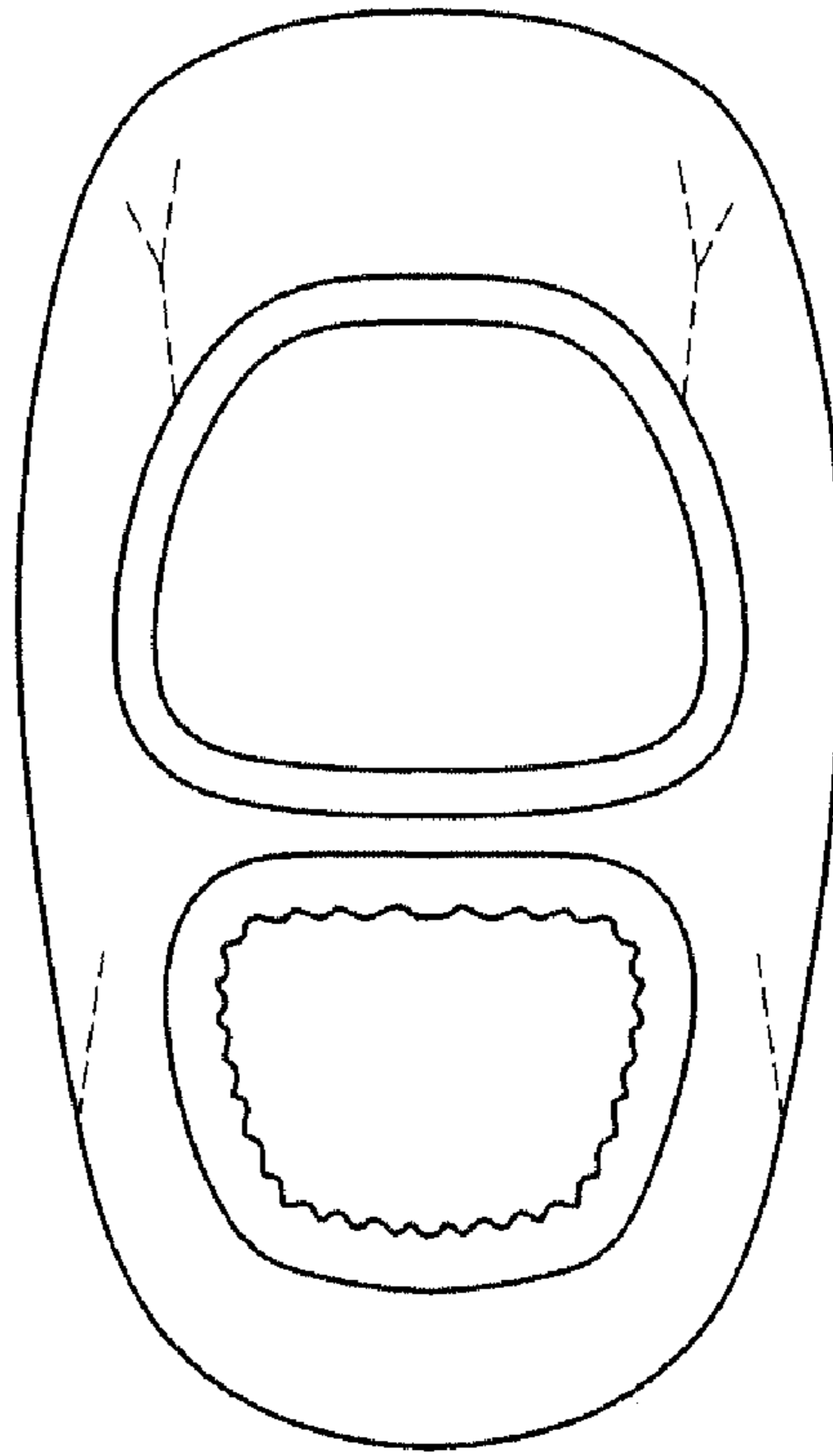


FIG. 4

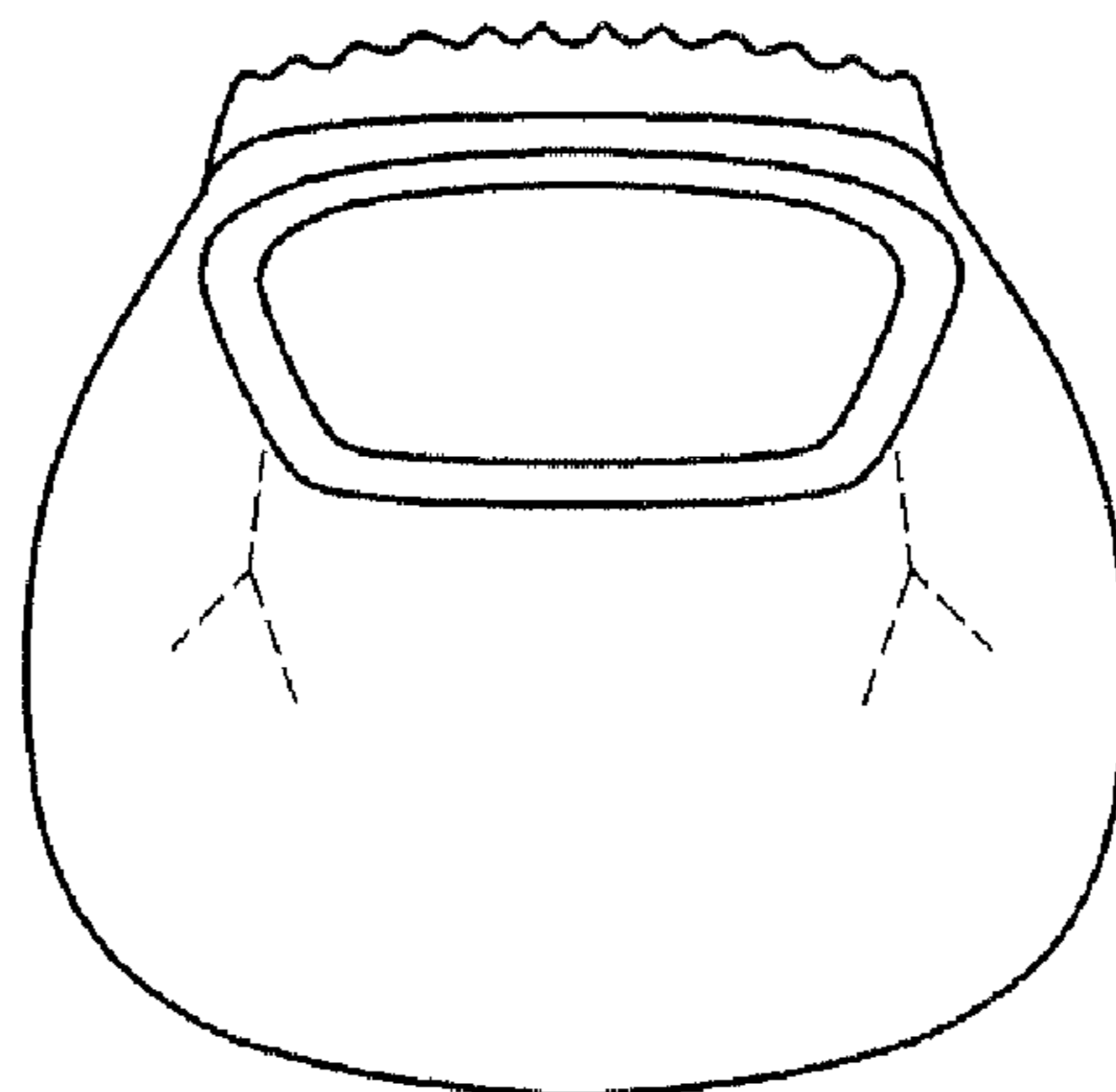


FIG. 5

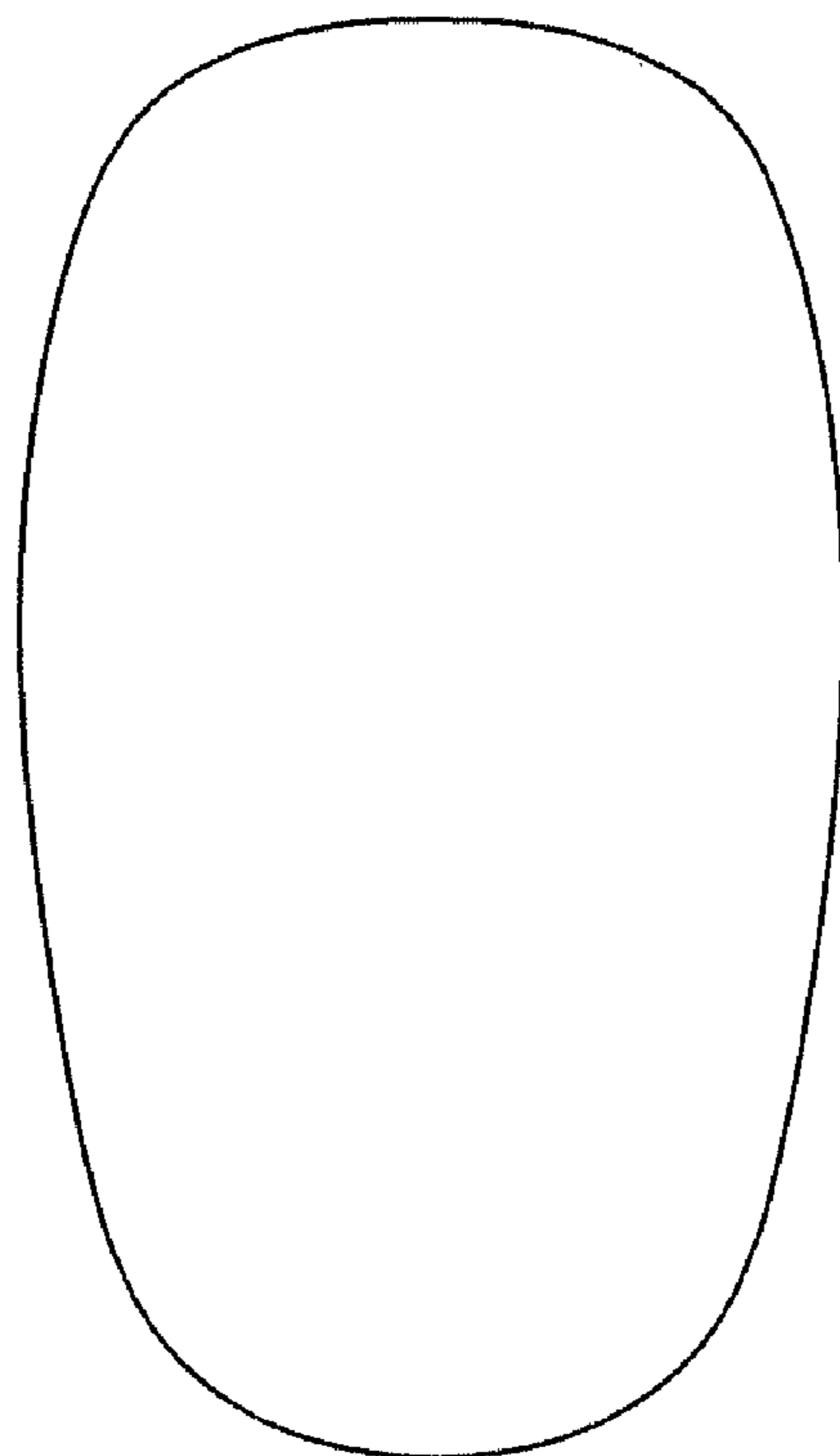
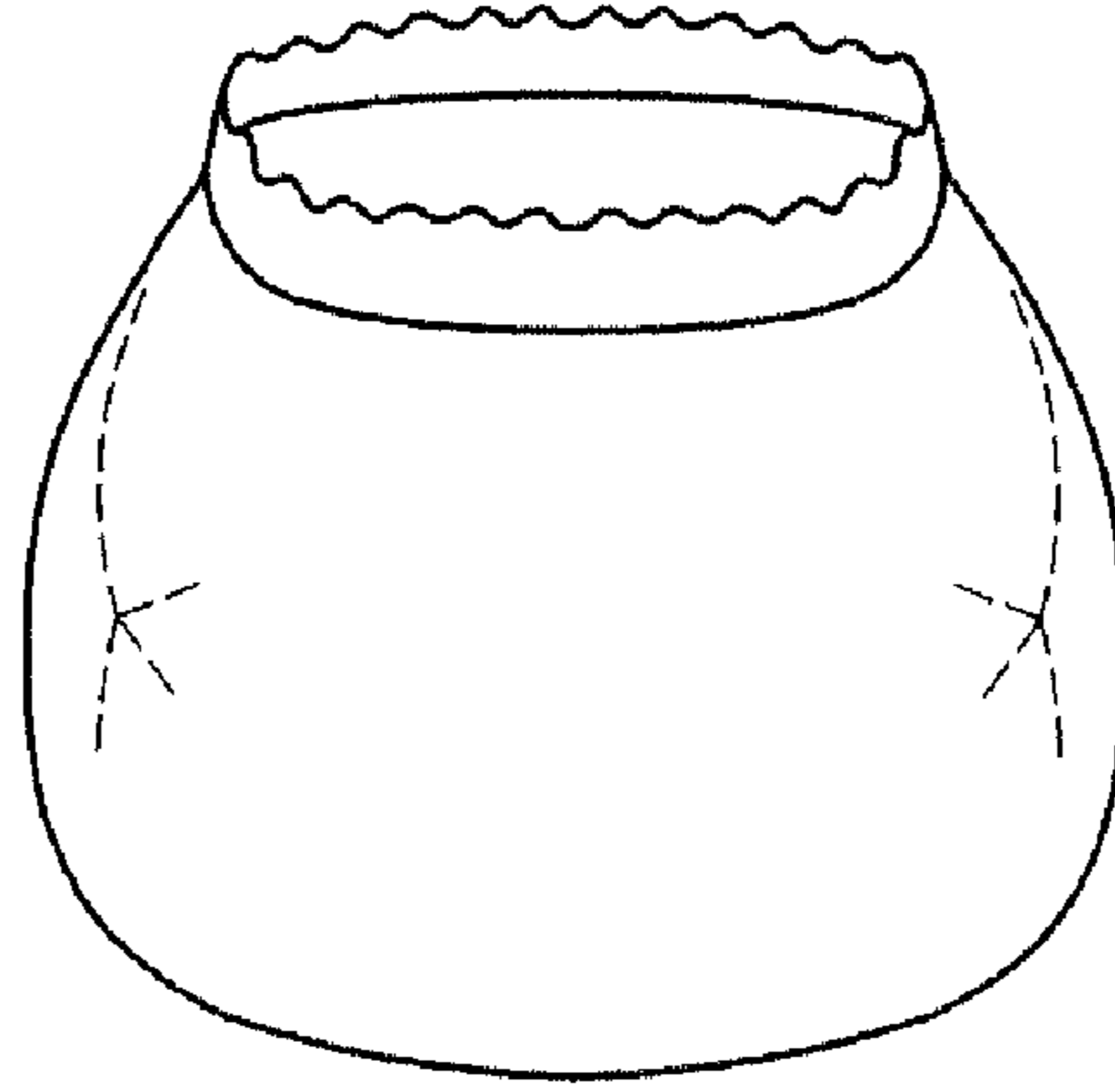


FIG. 6