



US00D626735S

(12) **United States Design Patent**
McClaskie

(10) **Patent No.:** **US D626,735 S**

(45) **Date of Patent:** **** Nov. 9, 2010**

(54) **SHOE**

(75) **Inventor:** **Thomas E. McClaskie**, Bethlehem, PA
(US)

(73) **Assignee:** **Columbia Insurance Company**,
Omaha, NE (US)

(**) **Term:** **14 Years**

(21) **Appl. No.:** **29/360,849**

(22) **Filed:** **Apr. 30, 2010**

(51) **LOC (9) Cl.** **02-04**

(52) **U.S. Cl.** **D2/959; D2/951; D2/953**

(58) **Field of Classification Search** D2/947,
D2/951, 952, 953, 957, 959, 960; 36/3 B,
36/22 R, 24.5, 25 R, 67 A, 59 C, 32, 37; D5/6,
D5/32, 37

See application file for complete search history.

D495,479 S *	9/2004	McDowell	D2/959
D498,351 S *	11/2004	Morgan	D2/959
D500,401 S *	1/2005	Matis et al.	D2/959
D504,760 S *	5/2005	McClaskie	D2/959
D509,049 S	9/2005	McClaskie		
D513,842 S *	1/2006	Paytavi	D2/957
D530,492 S	10/2006	McClaskie		
D545,534 S	7/2007	McClaskie		
D548,438 S	8/2007	McClaskie		
D548,935 S	8/2007	McClaskie		
D553,834 S *	10/2007	Nakano	D2/959
D554,331 S	11/2007	Matis		
D554,840 S *	11/2007	McClaskie	D2/960
D557,484 S	12/2007	McClaskie		
D564,740 S *	3/2008	Matis et al.	D2/957
D566,381 S *	4/2008	Nakano et al.	D2/959
D594,194 S *	6/2009	Butler	D2/957

(Continued)

Primary Examiner—Celia A Murphy

(74) *Attorney, Agent, or Firm*—St. Onge Steward Johnston &
Reens LLC

(56) **References Cited**

U.S. PATENT DOCUMENTS

D94,079 S *	12/1934	Fowler	D2/955
2,098,277 A *	11/1937	Conticchio	36/35 B
D256,180 S *	8/1980	Turner	D2/954
D264,017 S *	4/1982	Turner	D2/954
D281,286 S *	11/1985	Mangini et al.	D2/952
D287,663 S *	1/1987	Yung-Mao	D2/959
4,641,438 A *	2/1987	Laird et al.	36/59 C
D306,651 S *	3/1990	Chang	D2/961
D307,817 S *	5/1990	Schneider	D2/959
D341,481 S *	11/1993	Peterson	D2/959
D358,929 S *	6/1995	Peterson	D2/908
D377,411 S *	1/1997	Murray	D2/953
D391,746 S *	3/1998	Rask	D2/951
D441,176 S *	5/2001	Dean	D2/959
D449,427 S	10/2001	McClaskie		
D449,428 S	10/2001	McClaskie		
D450,429 S	11/2001	McClaskie		
D465,079 S *	11/2002	Merceron	D2/954
D474,329 S	5/2003	McClaskie		
D489,520 S	5/2004	Matis et al.		
D495,476 S *	9/2004	Recchi	D2/953

(57) **CLAIM**

The ornamental design for a shoe, as shown and described.

DESCRIPTION

FIG. 1 is a bottom perspective view of a shoe in accordance with the new design;

FIG. 2 is a bottom view thereof;

FIG. 3 is a top view thereof;

FIG. 4 is a left side view thereof;

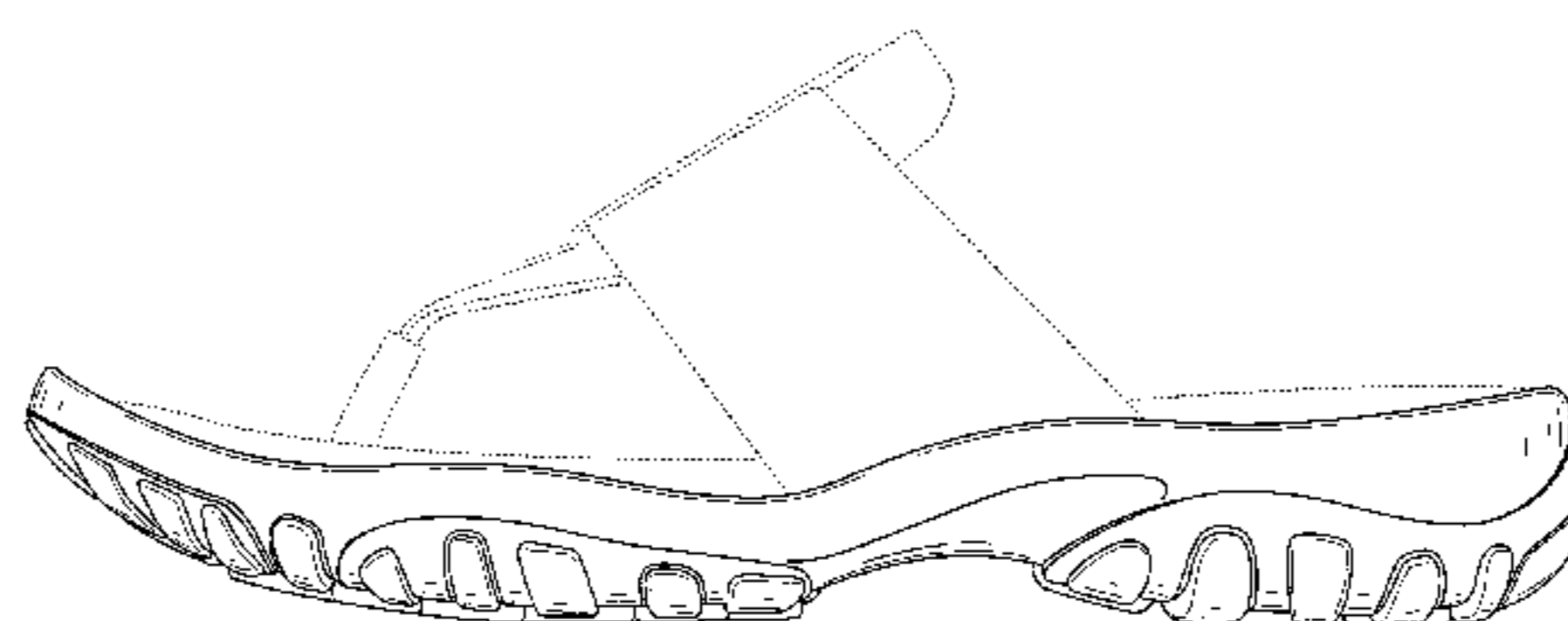
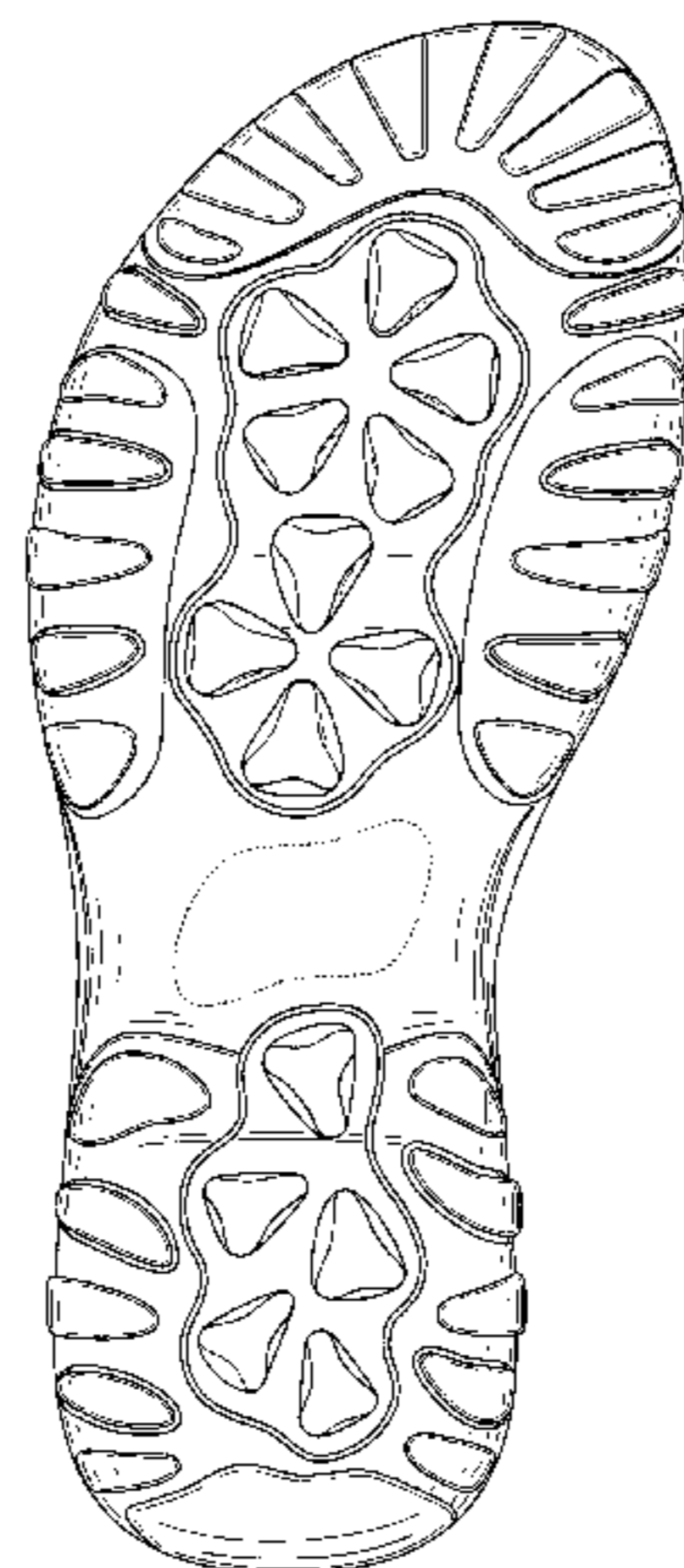
FIG. 5 is a right side view thereof;

FIG. 6 is a front view thereof; and,

FIG. 7 is a rear view thereof.

The shoe upper shown in broken lines in FIGS. 1 and 3-7 is for environmental purposes only and forms no part of the claimed design. The broken lines shown in each arch area of FIGS. 1 and 2 represent boundaries of the design with the lines themselves and the areas within them forming no part of the claimed design.

1 Claim, 6 Drawing Sheets



US D626,735 S

Page 2

U.S. PATENT DOCUMENTS

D595,036 S *	6/2009	Link	D2/957	
D597,288 S *	8/2009	McClaskie	D2/959	
D601,334 S *	10/2009	Werman	D2/959	* cited by examiner
D603,594 S *	11/2009	McClaskie	D2/953	
D606,732 S *	12/2009	McClaskie	D2/951	

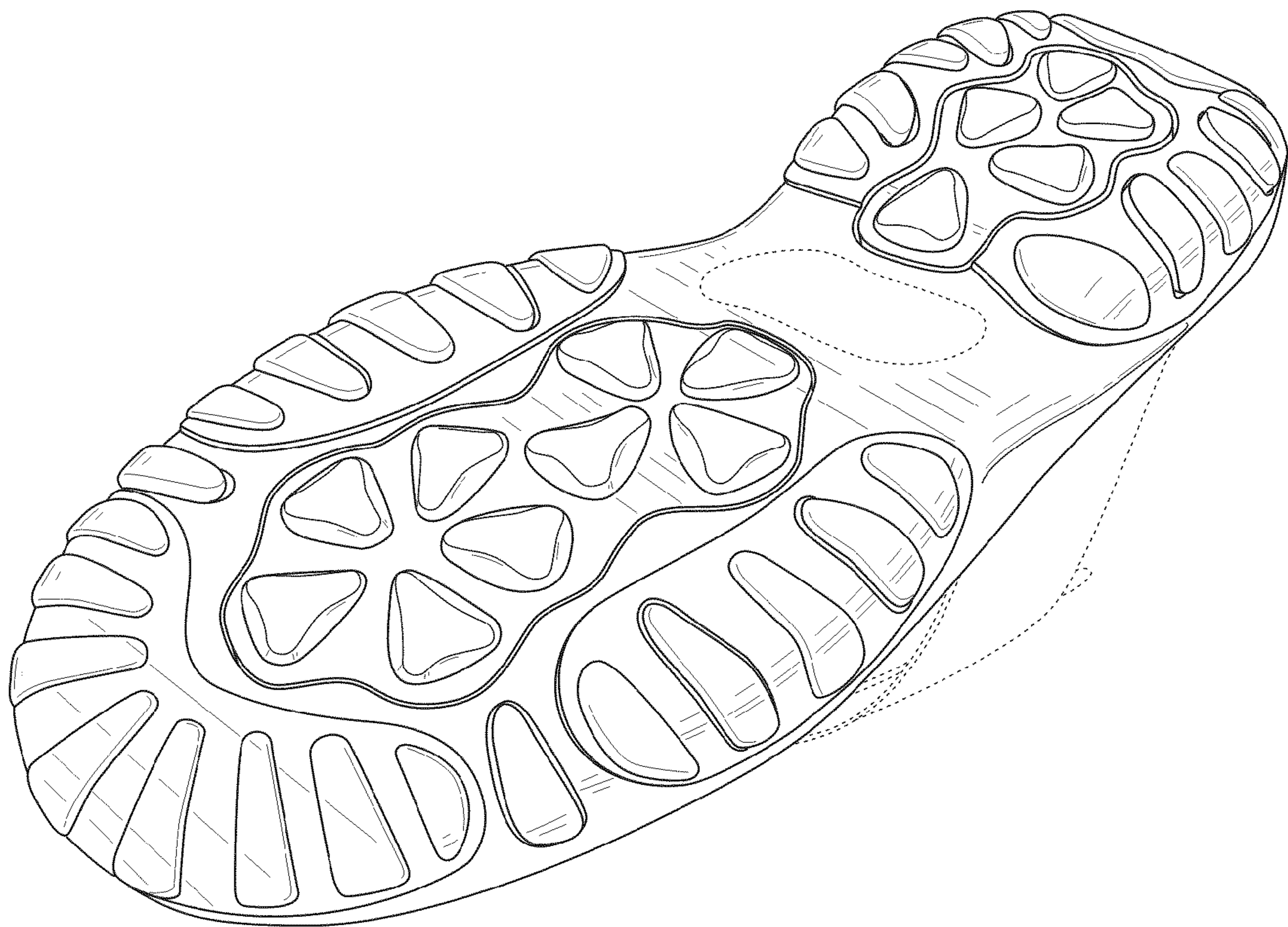


FIG. 1

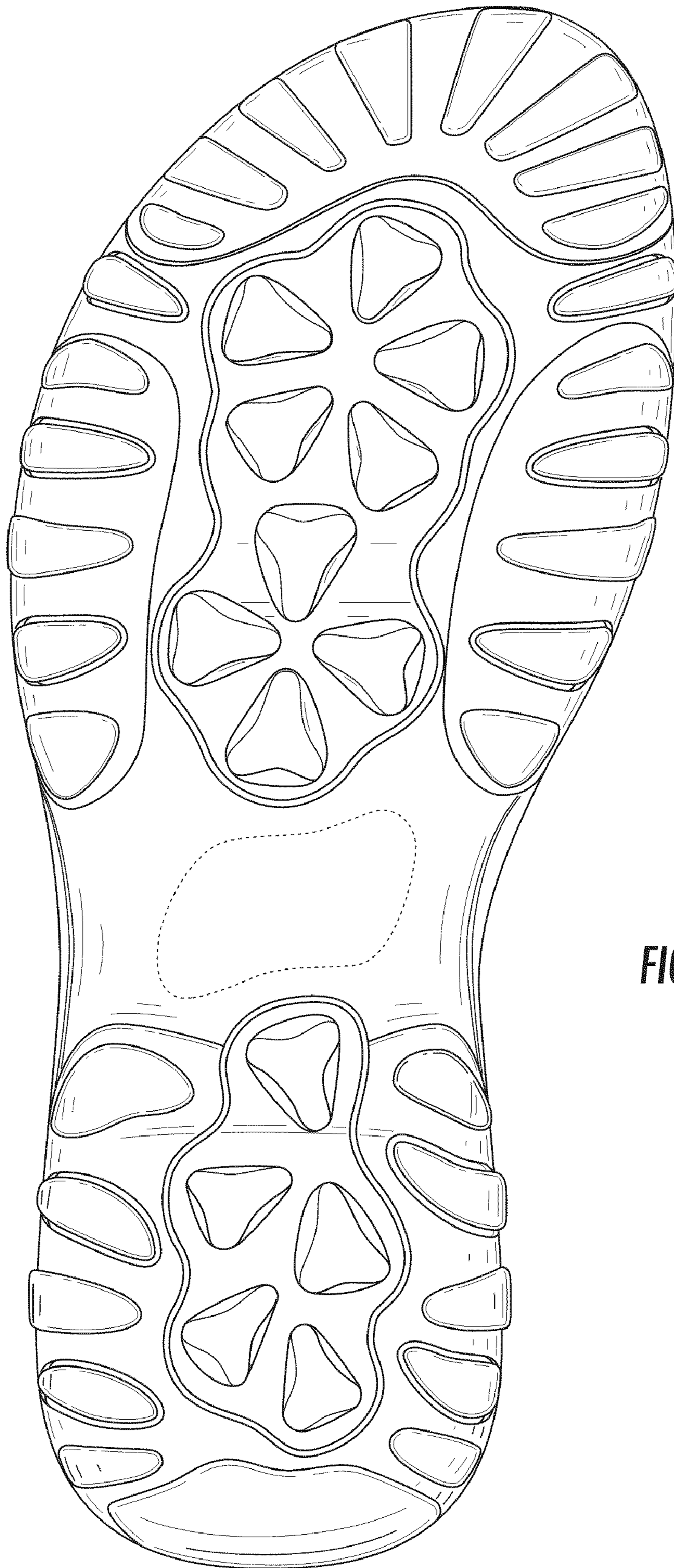


FIG. 2

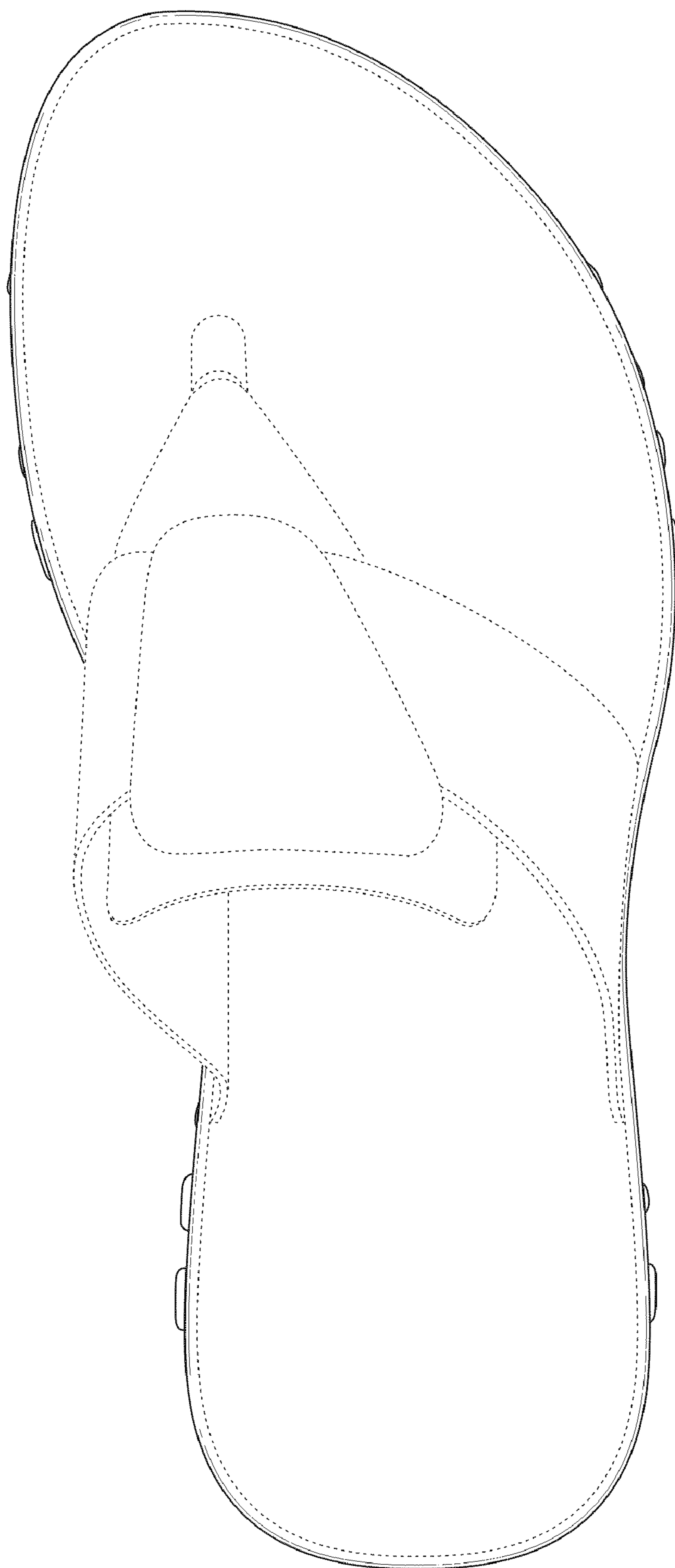


FIG. 3

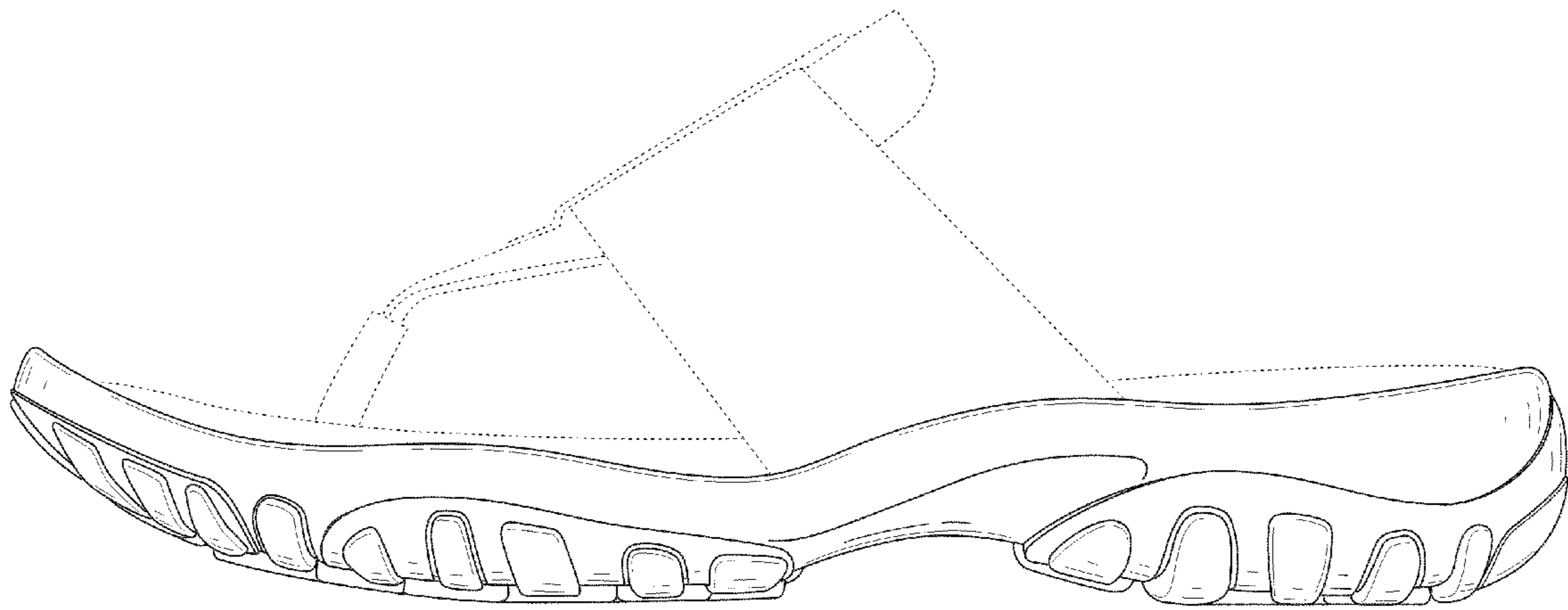


FIG. 4




FIG. 5

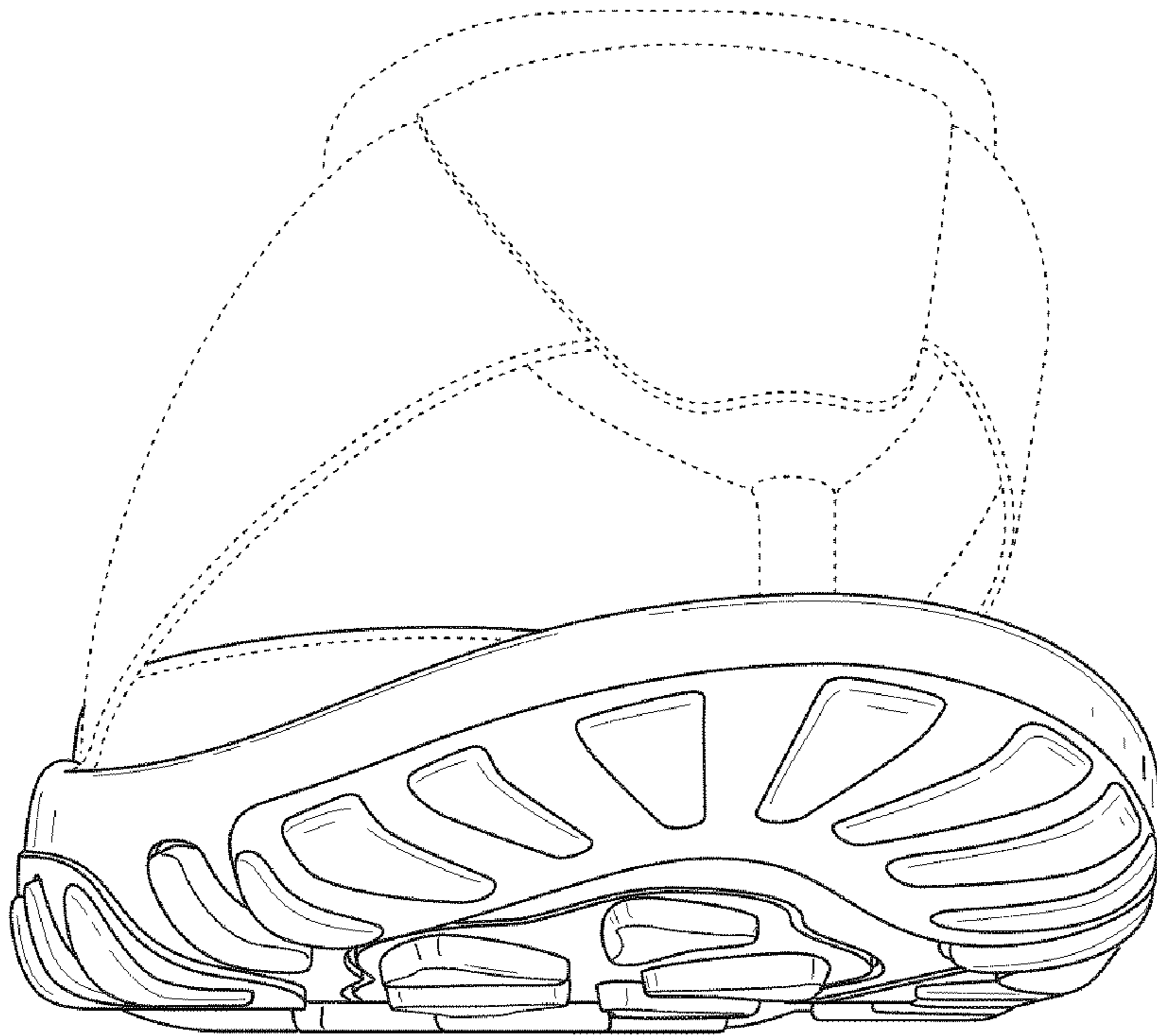


FIG. 6

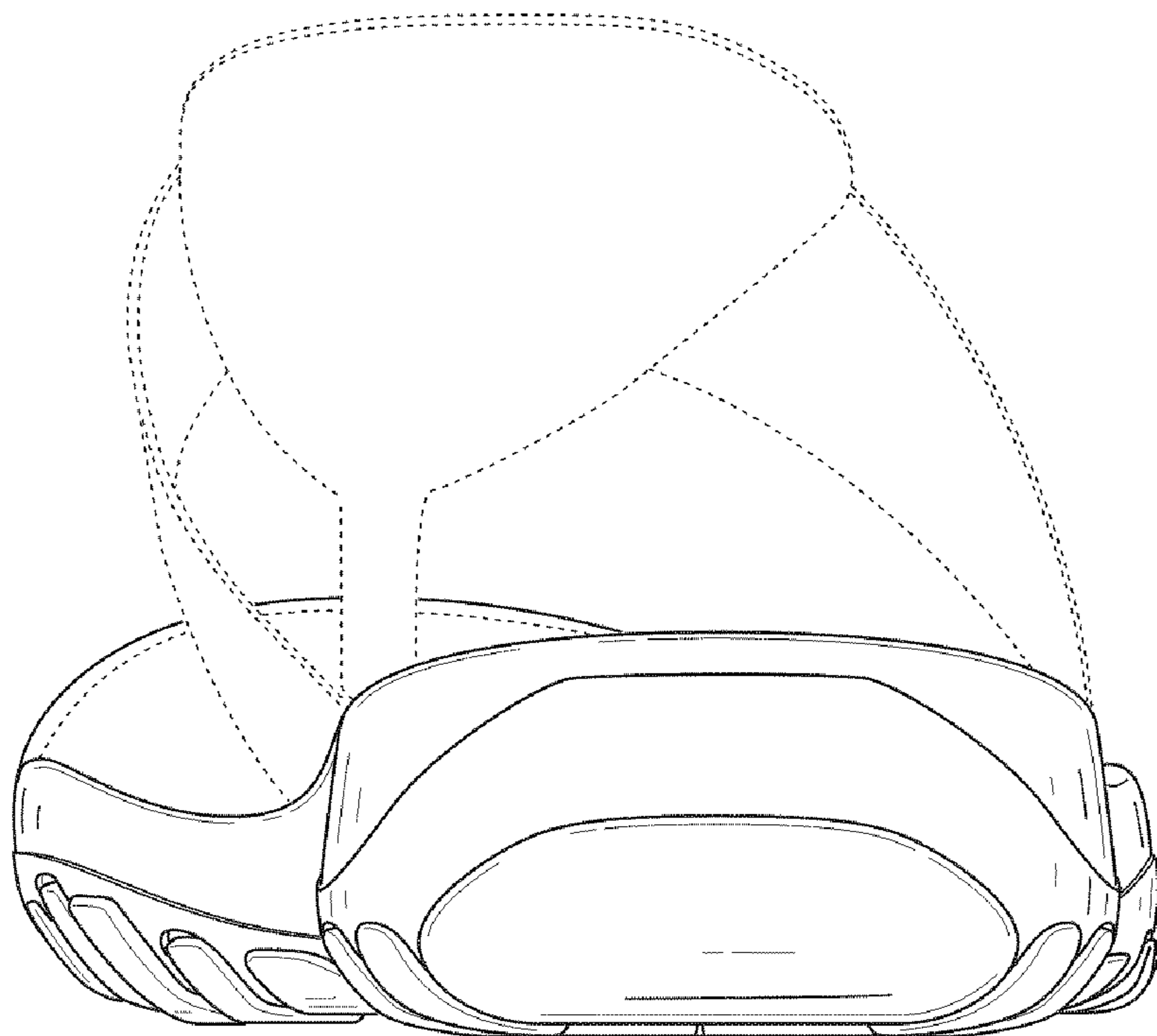


FIG. 7