

US00D626734S

(12) **United States Design Patent**
McClaskie

(10) **Patent No.:** **US D626,734 S**
(45) **Date of Patent:** **** Nov. 9, 2010**

- (54) **SHOE**
- (75) Inventor: **Thomas E. McClaskie**, Bethlehem, PA (US)
- (73) Assignee: **Columbia Insurance Company**, Omaha, NE (US)
- (**) Term: **14 Years**
- (21) Appl. No.: **29/360,536**
- (22) Filed: **Apr. 27, 2010**
- (51) **LOC (9) Cl.** **02-04**
- (52) **U.S. Cl.** **D2/953; D2/951**
- (58) **Field of Classification Search** D2/947, D2/951, 952, 953, 957, 959, 960; 36/3 B, 36/22 R, 24.5, 25 R, 67 A, 59 C, 32, 37; D5/6, D5/32, 37

See application file for complete search history.

(56) **References Cited**

U.S. PATENT DOCUMENTS

2,488,382	A	*	11/1949	Davis	36/153
4,471,538	A	*	9/1984	Pomeranz et al.	36/28
4,641,438	A	*	2/1987	Laird et al.	36/59 C
D330,802	S	*	11/1992	Edmund et al.	D2/952
D366,754	S	*	2/1996	Valverde	D2/954
D369,235	S	*	4/1996	Senda et al.	D2/953
D416,126	S	*	11/1999	Jimenez	D2/960
6,023,857	A	*	2/2000	Vizy et al.	36/30 R
D440,385	S	*	4/2001	Matis et al.	D2/953
6,282,815	B1	*	9/2001	Caston	36/29
D474,584	S	*	5/2003	Matis	D2/953
D474,877	S	*	5/2003	Belley et al.	D2/953
D482,187	S	*	11/2003	McClaskie	D2/960
D492,095	S	*	6/2004	Sanchez et al.	D2/896
D499,534	S	*	12/2004	McClaskie	D2/951
D502,594	S	*	3/2005	Belley et al.	D2/951
D507,098	S	*	7/2005	McClaskie	D2/960
D509,647	S		9/2005	McClaskie		
D512,820	S	*	12/2005	Le	D2/956
D513,840	S		1/2006	Urie et al.		
D513,841	S	*	1/2006	Corbi Rico	D2/956

D513,842	S	*	1/2006	Paytuvi	D2/957
D515,791	S		2/2006	McClaskie		
D527,514	S	*	9/2006	Cass	D2/953
D547,933	S		8/2007	Loverin		
D551,832	S		10/2007	Scott		
D552,333	S		10/2007	McClaskie		
D553,831	S	*	10/2007	McClaskie	D2/952
D565,285	S	*	4/2008	Duffy et al.	D2/953
D568,593	S	*	5/2008	Chen	D2/953
D571,087	S	*	6/2008	Dillenbeck et al.	D2/953
D571,986	S	*	7/2008	Horton	D2/953
D572,445	S	*	7/2008	Matis	D2/952
D574,130	S	*	8/2008	Le	D2/956
D574,585	S	*	8/2008	Wilken	D2/960
D577,184	S	*	9/2008	McMillan	D2/960

(Continued)

Primary Examiner—Celia A Murphy
(74) *Attorney, Agent, or Firm*—St. Onge Steward Johnston & Reens LLC

(57) **CLAIM**

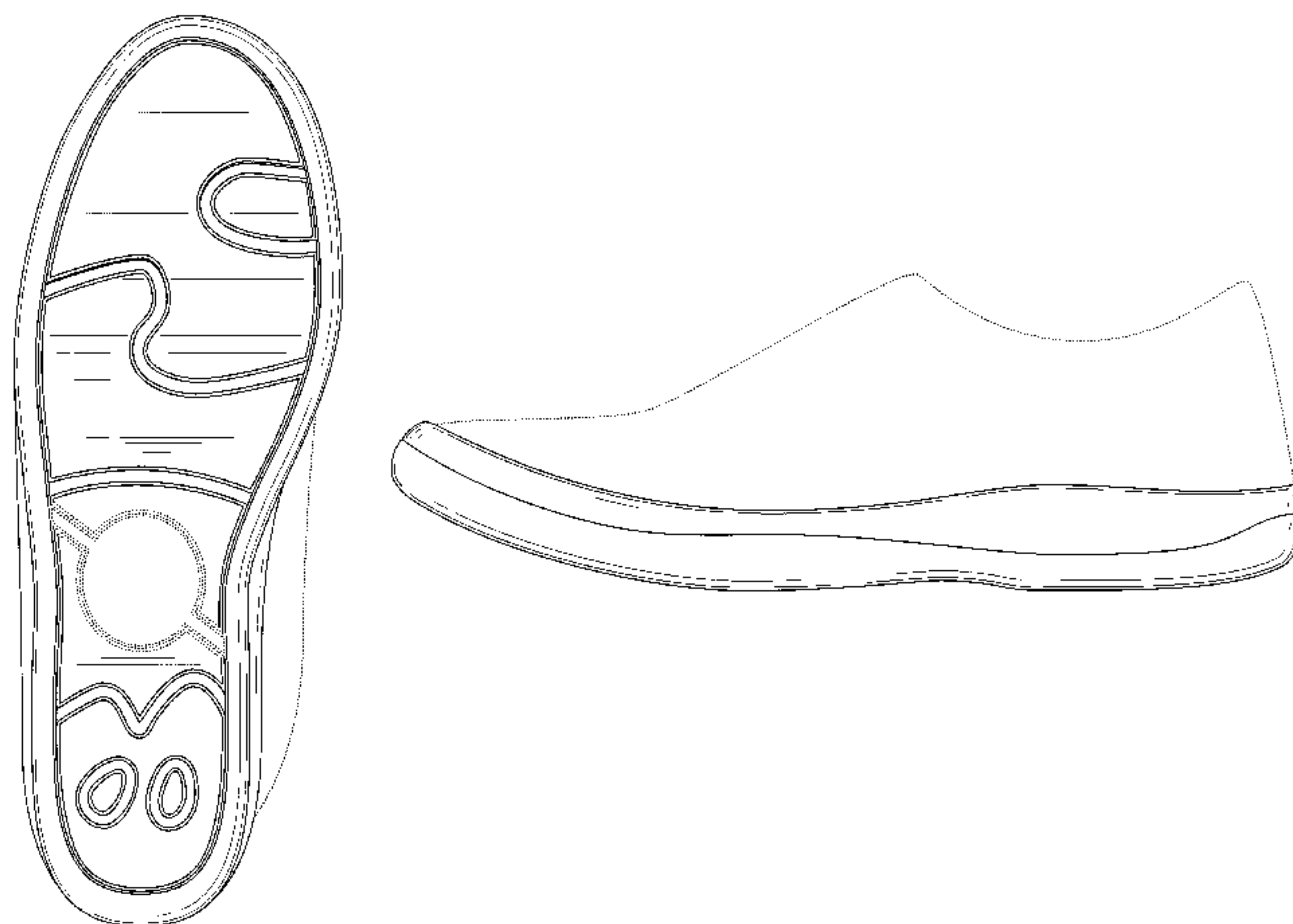
The ornamental design for a shoe, as shown and described.

DESCRIPTION

FIG. 1 is a bottom perspective view of a shoe in accordance with the new design;
 FIG. 2 is a bottom view thereof;
 FIG. 3 is a top view thereof;
 FIG. 4 is a left side view thereof;
 FIG. 5 is a right side view thereof;
 FIG. 6 is a front view thereof; and,
 FIG. 7 is a rear view thereof.

The shoe upper shown in broken lines in FIGS. 1-7 is for environmental purposes only and forms no part of the claimed design. The broken lines shown in each arch area of FIGS. 1 and 2 represent boundaries of the design with the lines themselves and the areas within them forming no part of the claimed design.

1 Claim, 6 Drawing Sheets



US D626,734 S

Page 2

U.S. PATENT DOCUMENTS

D583,138 S	*	12/2008	McClaskie	D2/953	D606,732 S	*	12/2009	McClaskie	D2/951
D586,091 S	*	2/2009	Koh	D2/952	D614,839 S	*	5/2010	Bizzo	D2/953
D594,189 S	*	6/2009	Recchi	D2/951	D616,188 S	*	5/2010	Chan	D2/960
D597,288 S	*	8/2009	McClaskie	D2/959	2005/0229431 A1	*	10/2005	Gerlin	36/25 R
D599,991 S	*	9/2009	McClaskie	D2/952	2006/0156575 A1	*	7/2006	Lo	36/3 B
D603,590 S	*	11/2009	McClaskie	D2/952	2007/0169375 A1	*	7/2007	Chen et al.	36/3 B

* cited by examiner

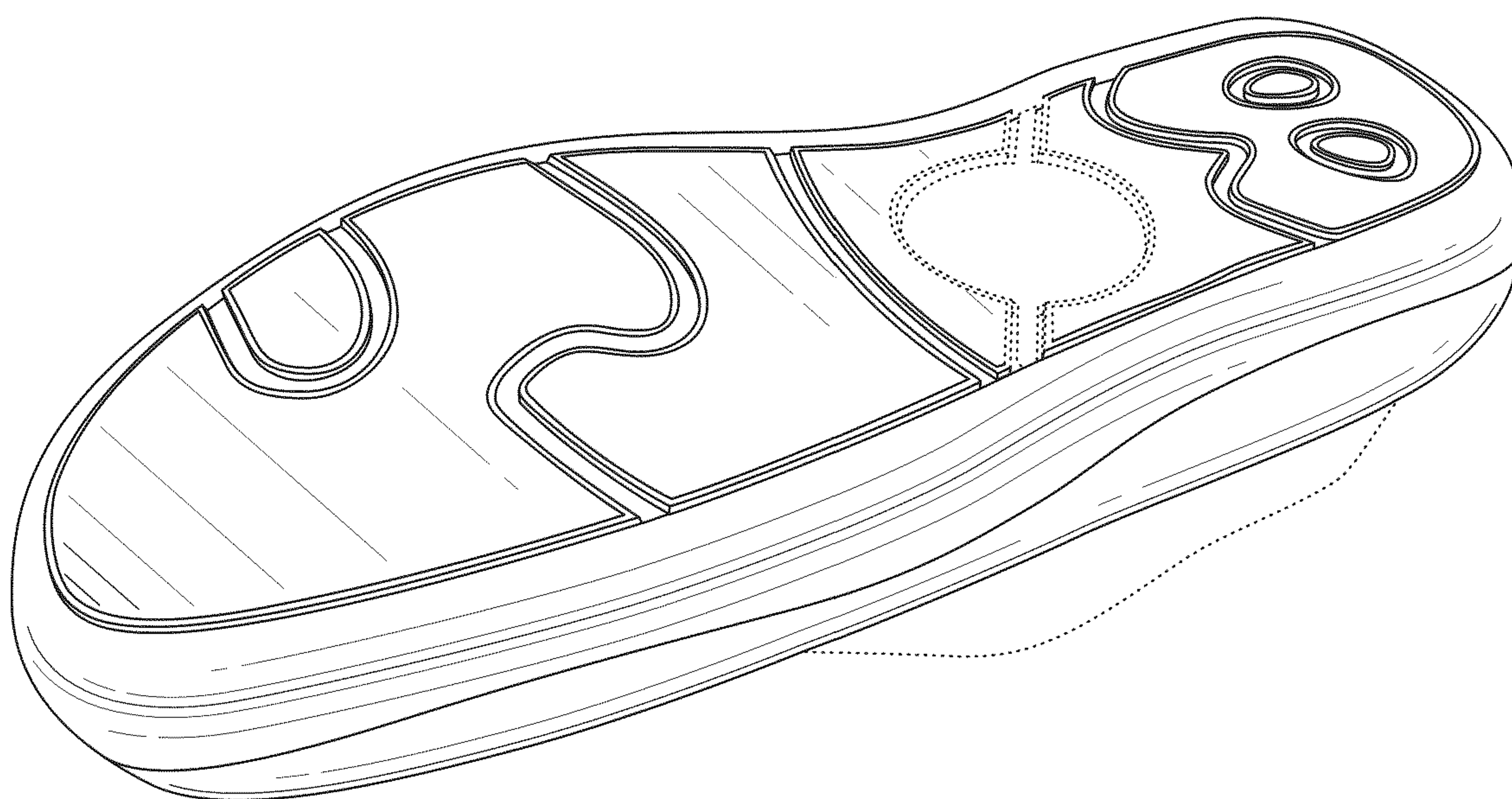


FIG. 1

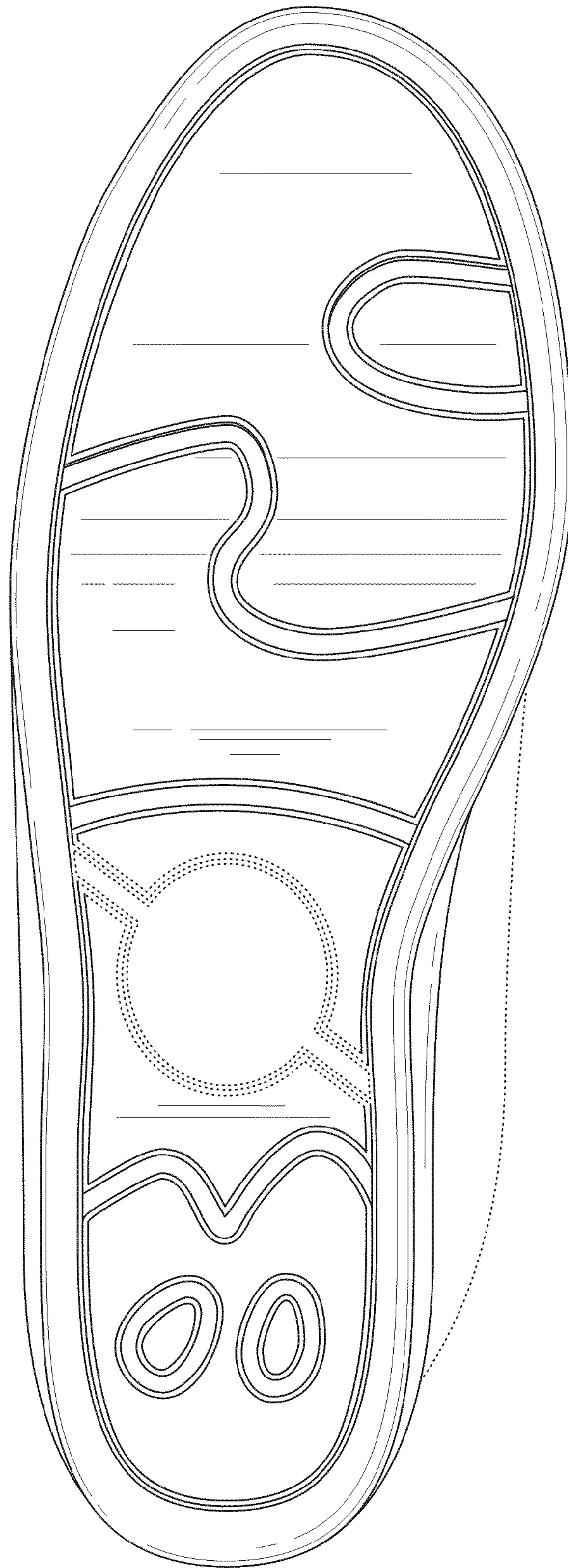


FIG. 2

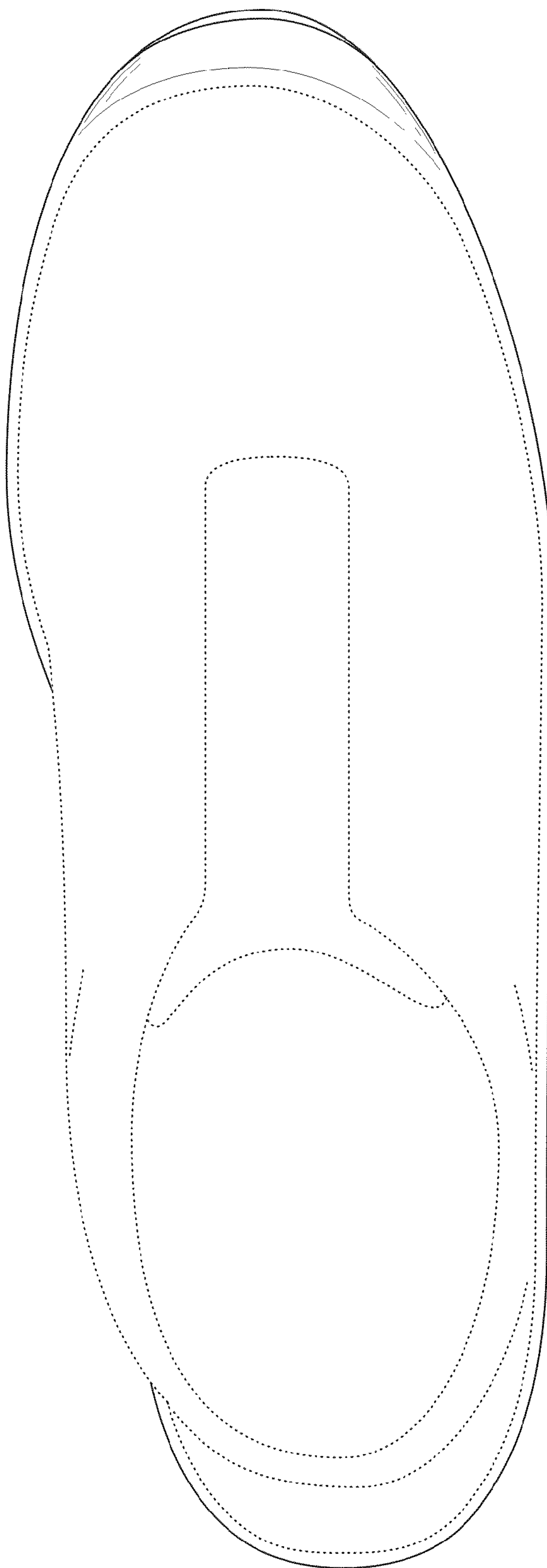


FIG. 3




FIG. 4

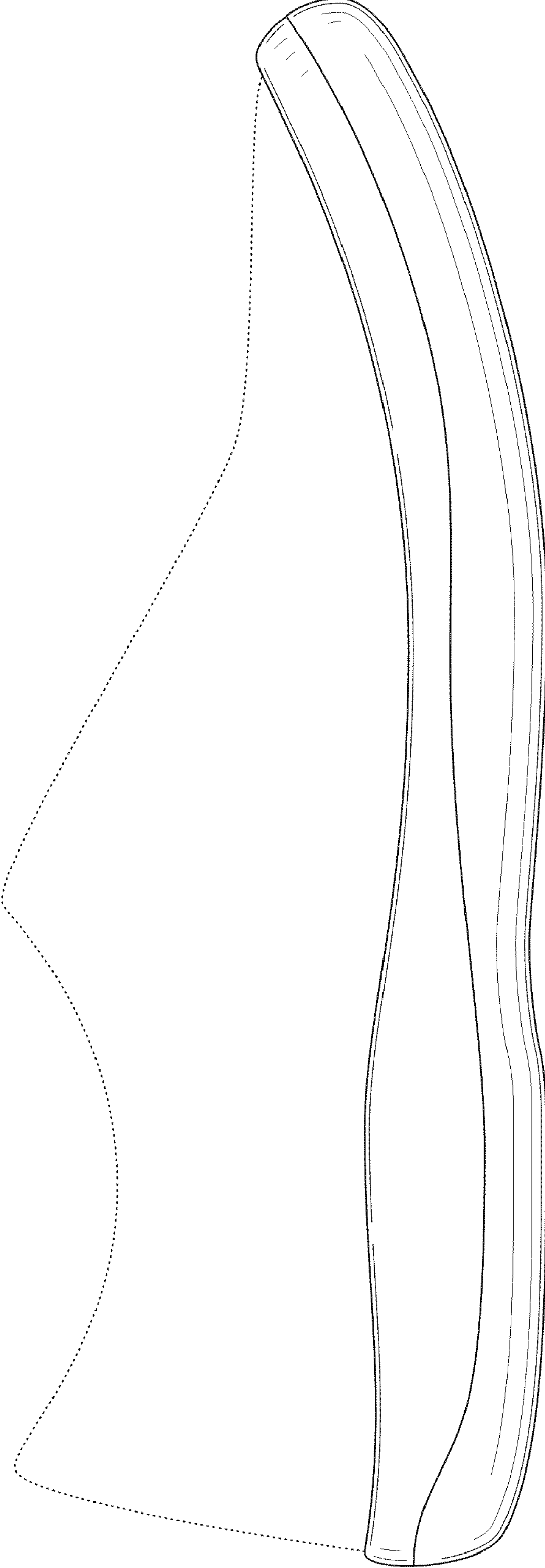


FIG. 5

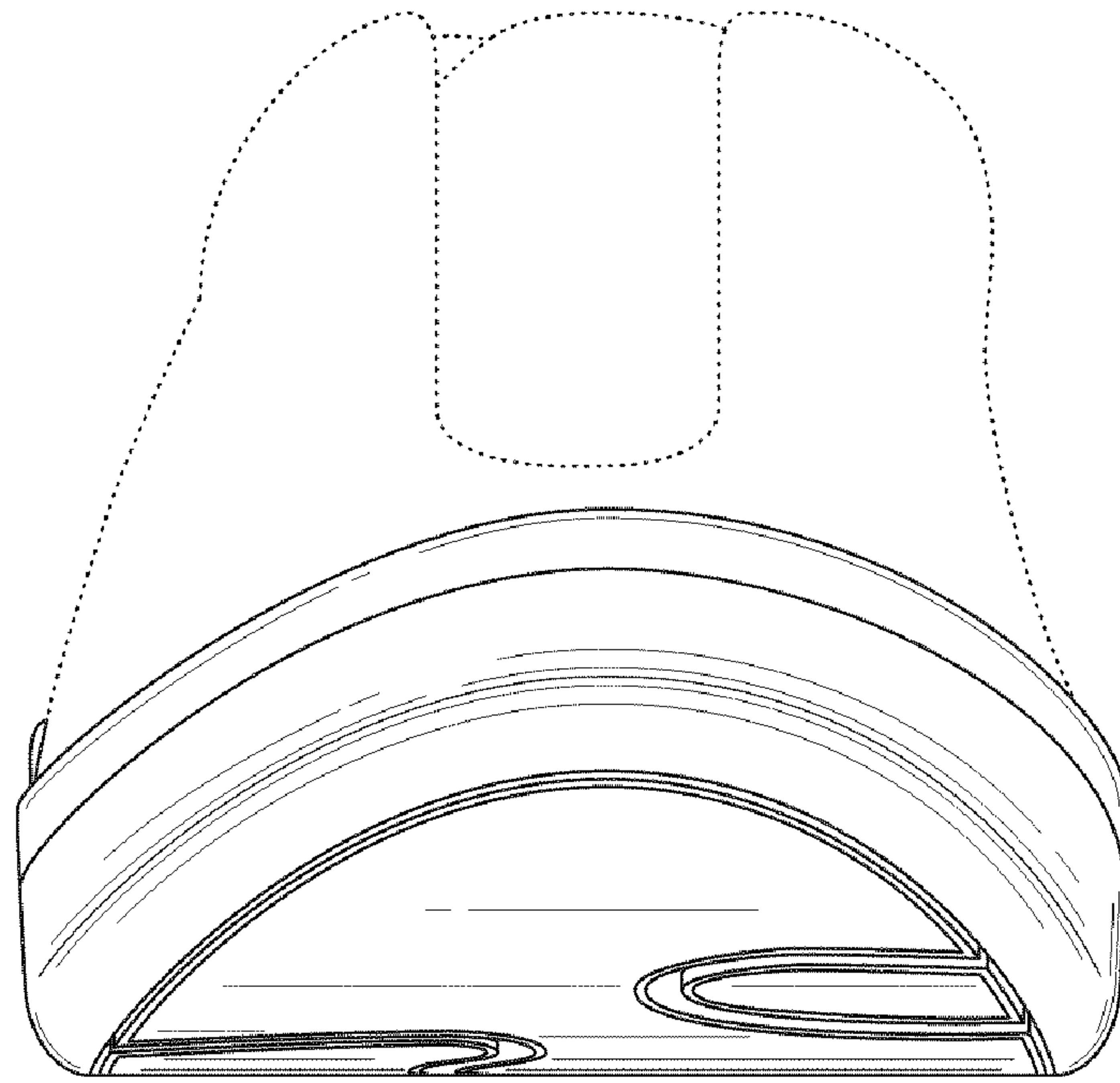


FIG. 6

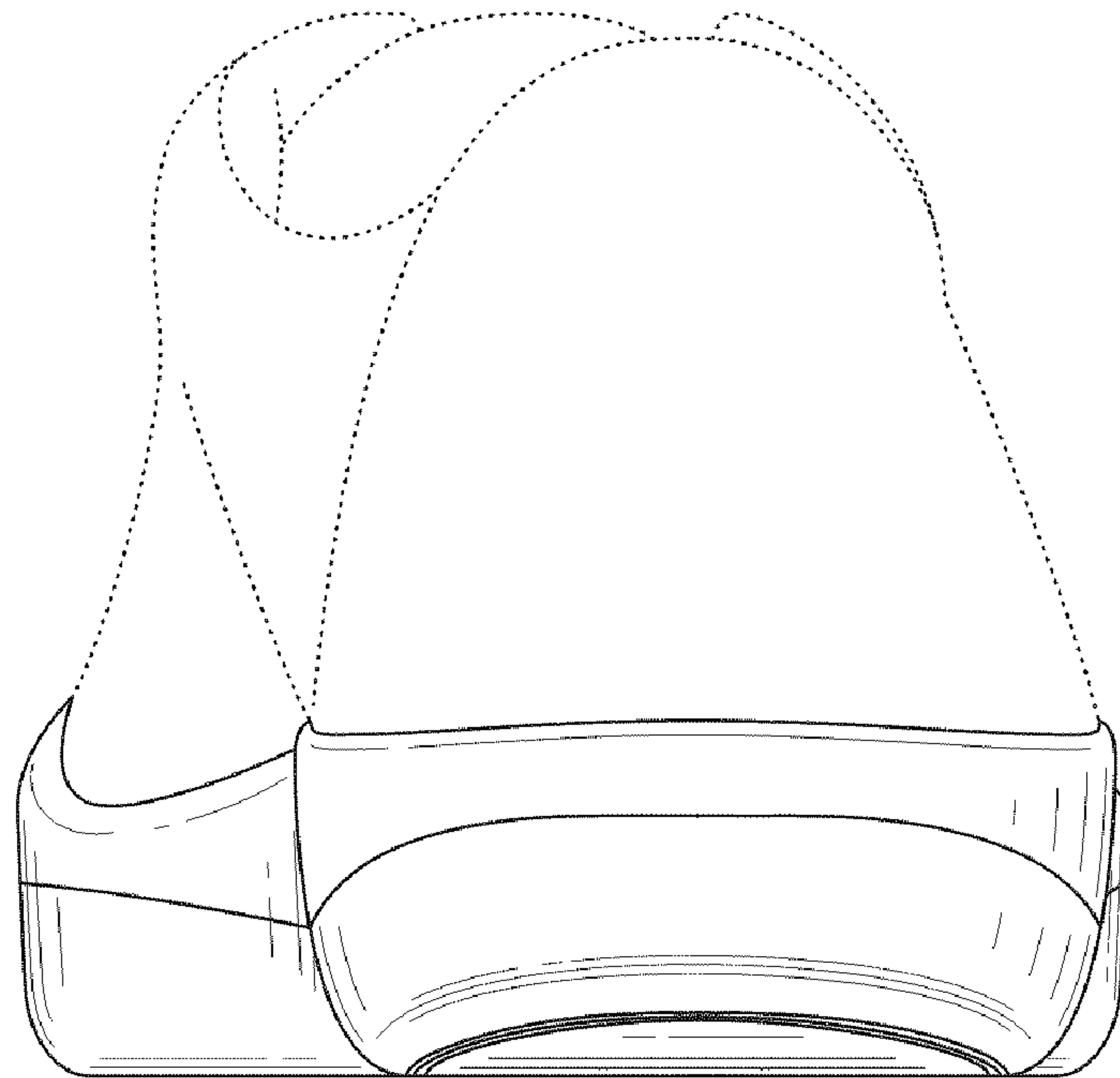


FIG. 7