



US00D626733S

(12) **United States Design Patent**
McClaskie

(10) **Patent No.:** **US D626,733 S**

(45) **Date of Patent:** **** Nov. 9, 2010**

(54) **SHOE**

(75) **Inventor:** **Thomas E. McClaskie**, Bethlehem, PA
(US)

(73) **Assignee:** **Columbia Insurance Company**,
Omaha, NE (US)

(**) **Term:** **14 Years**

(21) **Appl. No.:** **29/360,846**

(22) **Filed:** **Apr. 30, 2010**

(51) **LOC (9) Cl.** **02-04**

(52) **U.S. Cl.** **D2/952; D2/951; D2/953**

(58) **Field of Classification Search** D2/947,
D2/951, 952, 953, 957, 959, 960; 36/3 B,
36/22 R, 24.5, 25 R, 67 A, 59 C, 10, 36, 32,
36/37; D5/6, 32, 37

See application file for complete search history.

(56) **References Cited**

U.S. PATENT DOCUMENTS

D369,235 S *	4/1996	Senda et al.	D2/953
D391,746 S *	3/1998	Rask	D2/951
D403,145 S *	12/1998	Truelsen	D2/957
5,926,974 A *	7/1999	Friton	36/28
6,023,857 A *	2/2000	Vizy et al.	36/30 R
D474,584 S	5/2003	Matis		
D490,222 S	5/2004	Burg et al.		
D495,476 S *	9/2004	Recchi	D2/953
D499,534 S *	12/2004	McClaskie	D2/951
D513,840 S	1/2006	Urie et al.		
D542,015 S *	5/2007	McClaskie	D2/952
D552,333 S	10/2007	McClaskie		
D553,831 S	10/2007	McClaskie		
D557,885 S *	12/2007	McClaskie	D2/953
D559,507 S *	1/2008	McClaskie	D2/952
D571,986 S *	7/2008	Horton	D2/953
D572,446 S	7/2008	Schoenborn et al.		

D583,139 S	12/2008	McClaskie		
D586,091 S	2/2009	Koh		
D587,438 S *	3/2009	McClaskie	D2/952
D603,590 S *	11/2009	McClaskie	D2/952
D603,594 S *	11/2009	McClaskie	D2/953
D606,732 S *	12/2009	McClaskie	D2/951
D608,996 S *	2/2010	McClaskie	D2/952
D610,787 S *	3/2010	McClaskie	D2/952

* cited by examiner

Primary Examiner—Celia A Murphy

(74) *Attorney, Agent, or Firm*—St. Onge Steward Johnston & Reens LLC

(57) **CLAIM**

The ornamental design for a shoe, as shown and described.

DESCRIPTION

FIG. 1 is a bottom perspective view of a shoe in accordance with the new design;

FIG. 2 is a bottom view thereof;

FIG. 3 is a top view thereof;

FIG. 4 is a right side view thereof;

FIG. 5 is a left side view thereof;


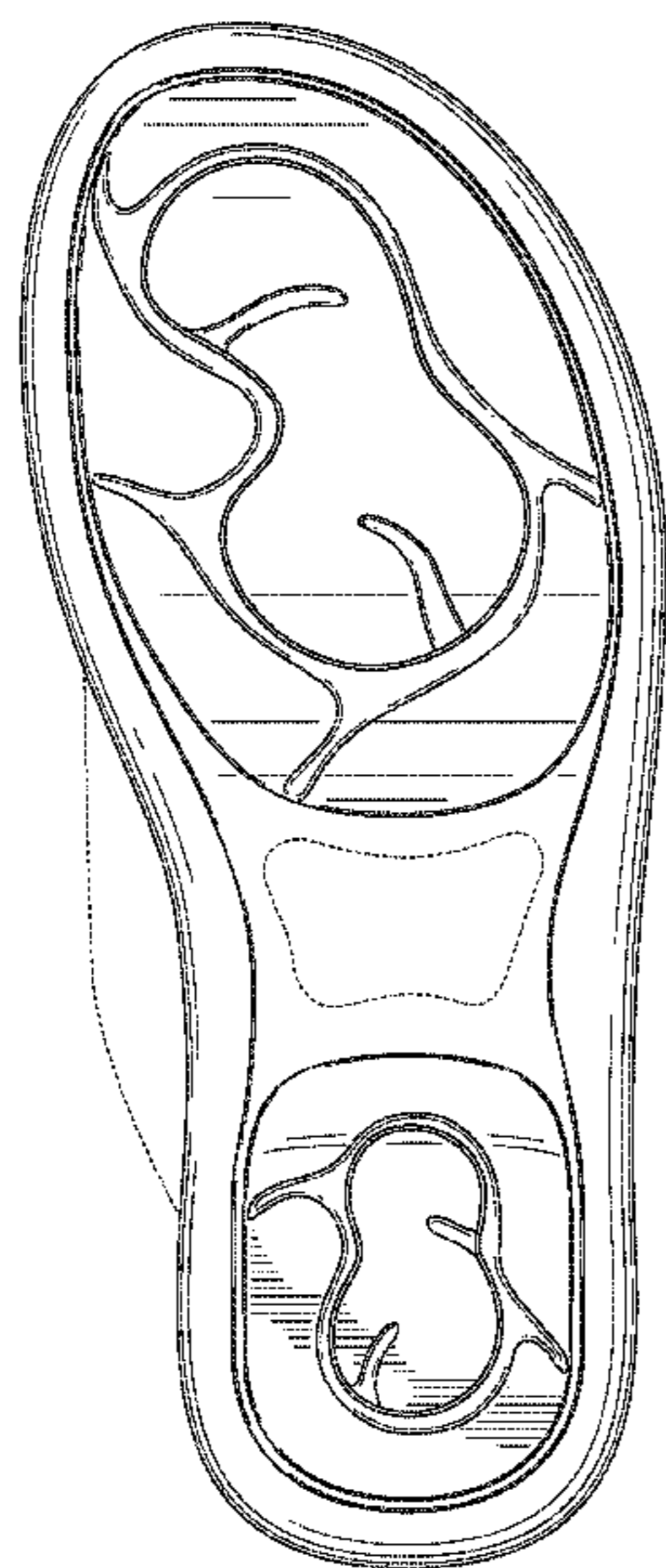
FIG. 6 is a front view thereof;

FIG. 7 is a rear view thereof; and,

FIG. 8 is an enlarged perspective view of the area labeled "8" in FIG. 1.

The shoe upper shown in broken lines in FIGS. 1-7 shows the portions of the article that form no part of the claim. The broken lines shown in each arch area of FIGS. 1 and 2 along with the broken line around the periphery of FIG. 3, represent boundaries of the design with the lines themselves and the areas within them forming no part of the claim.

1 Claim, 7 Drawing Sheets



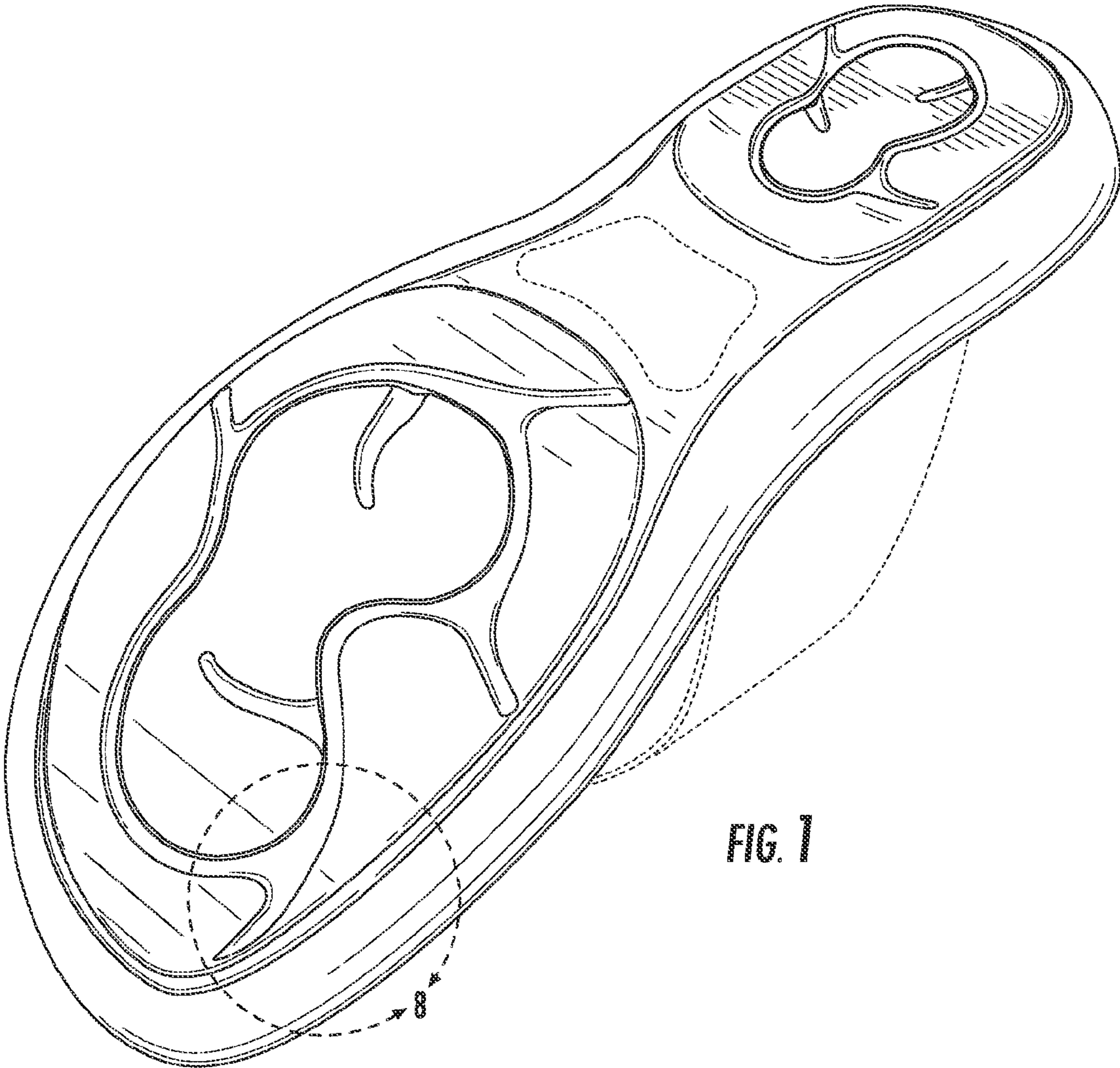


FIG. 1

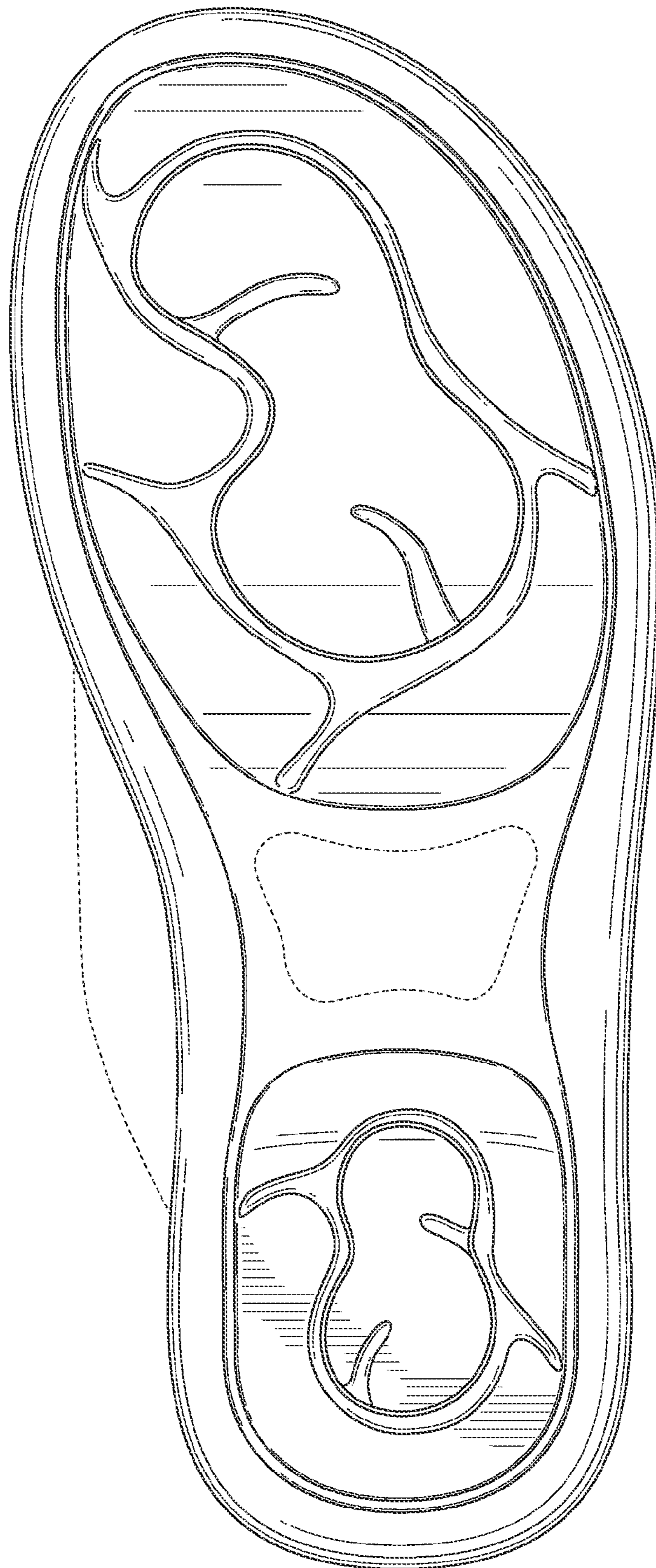


FIG. 2

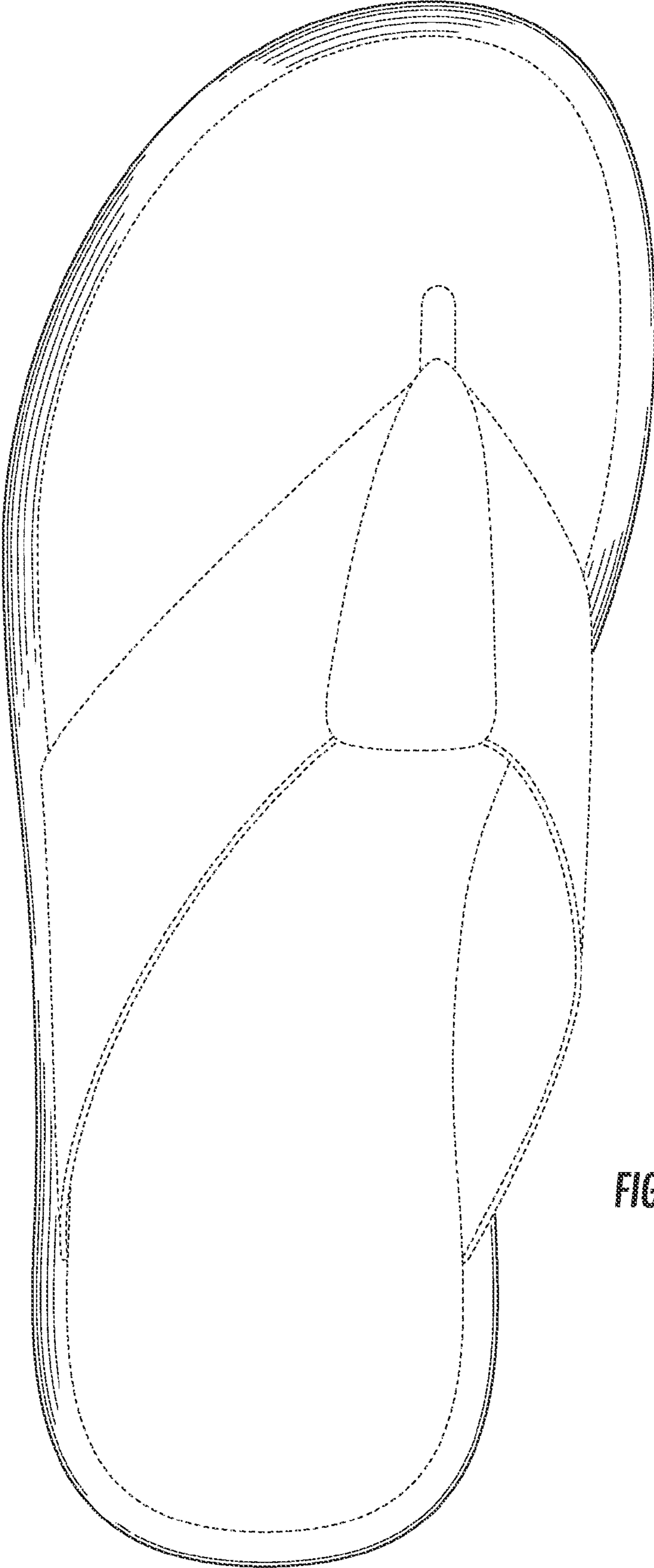


FIG. 3

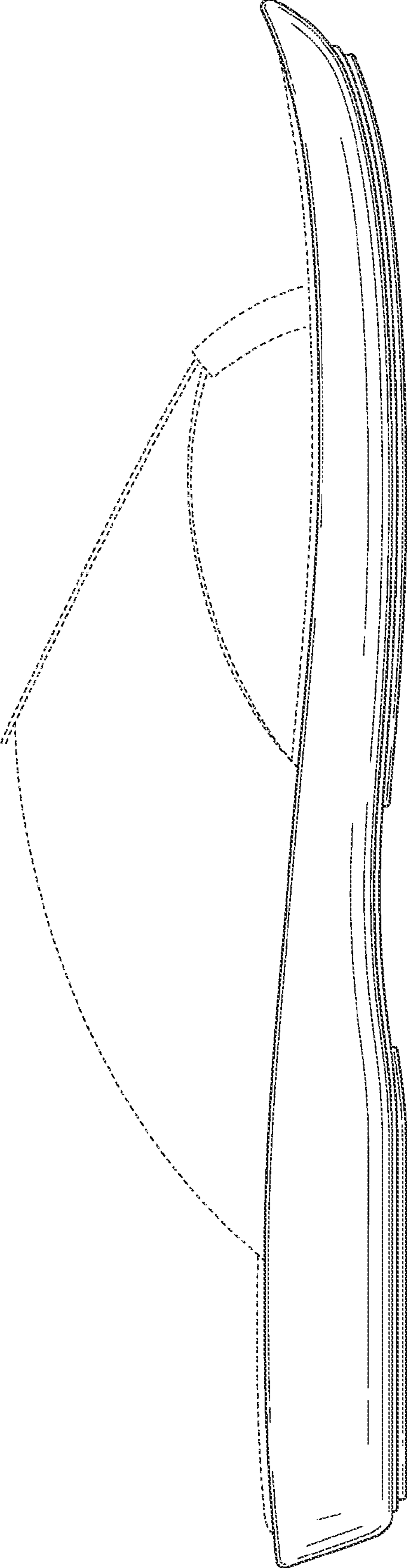


FIG. 4

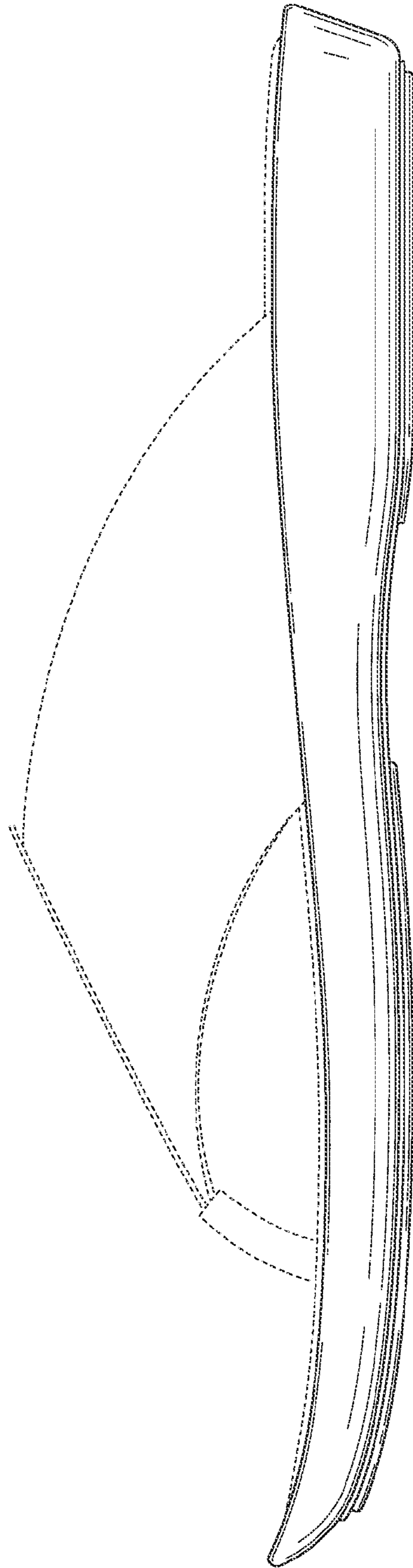


FIG. 5

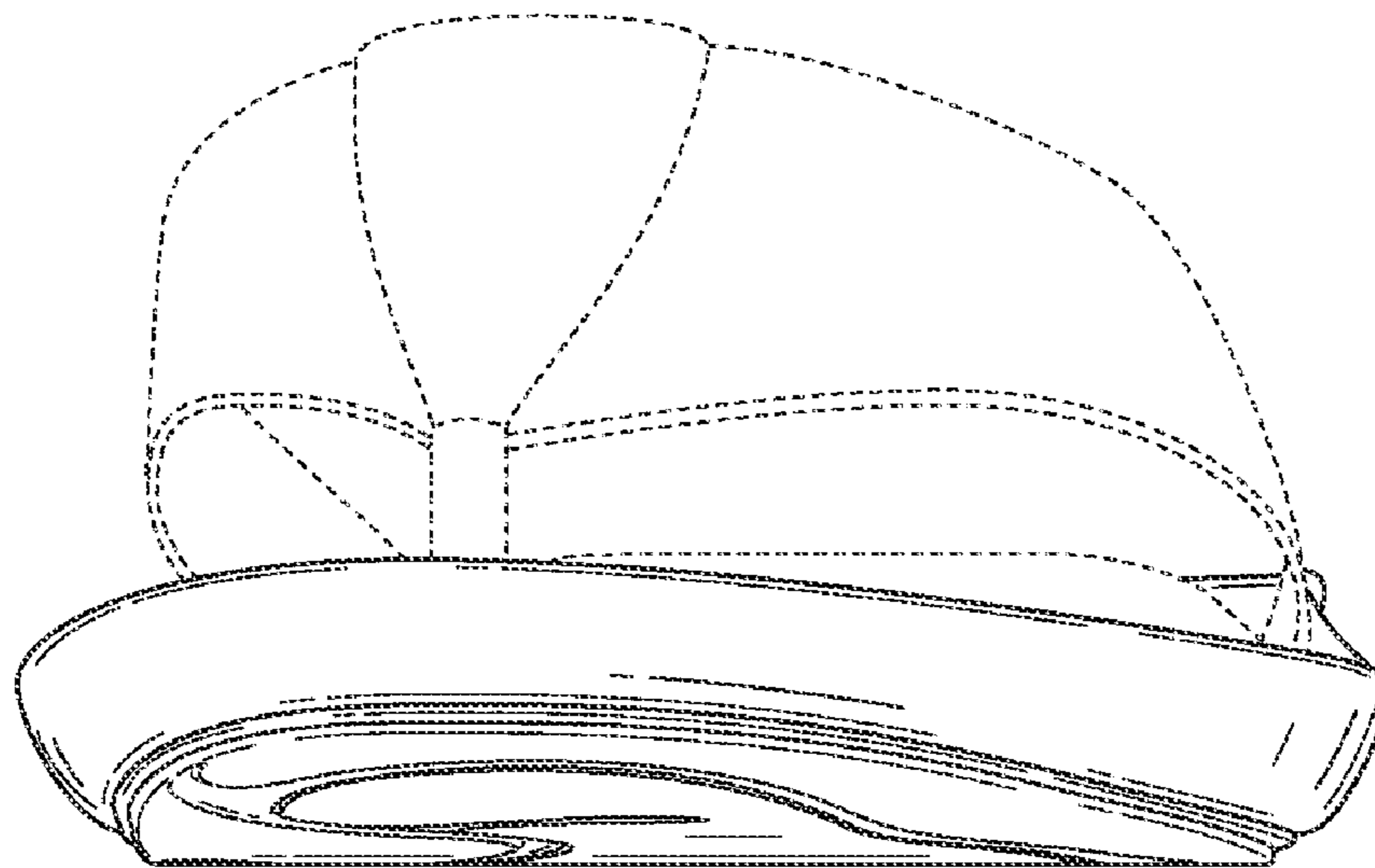


FIG. 6

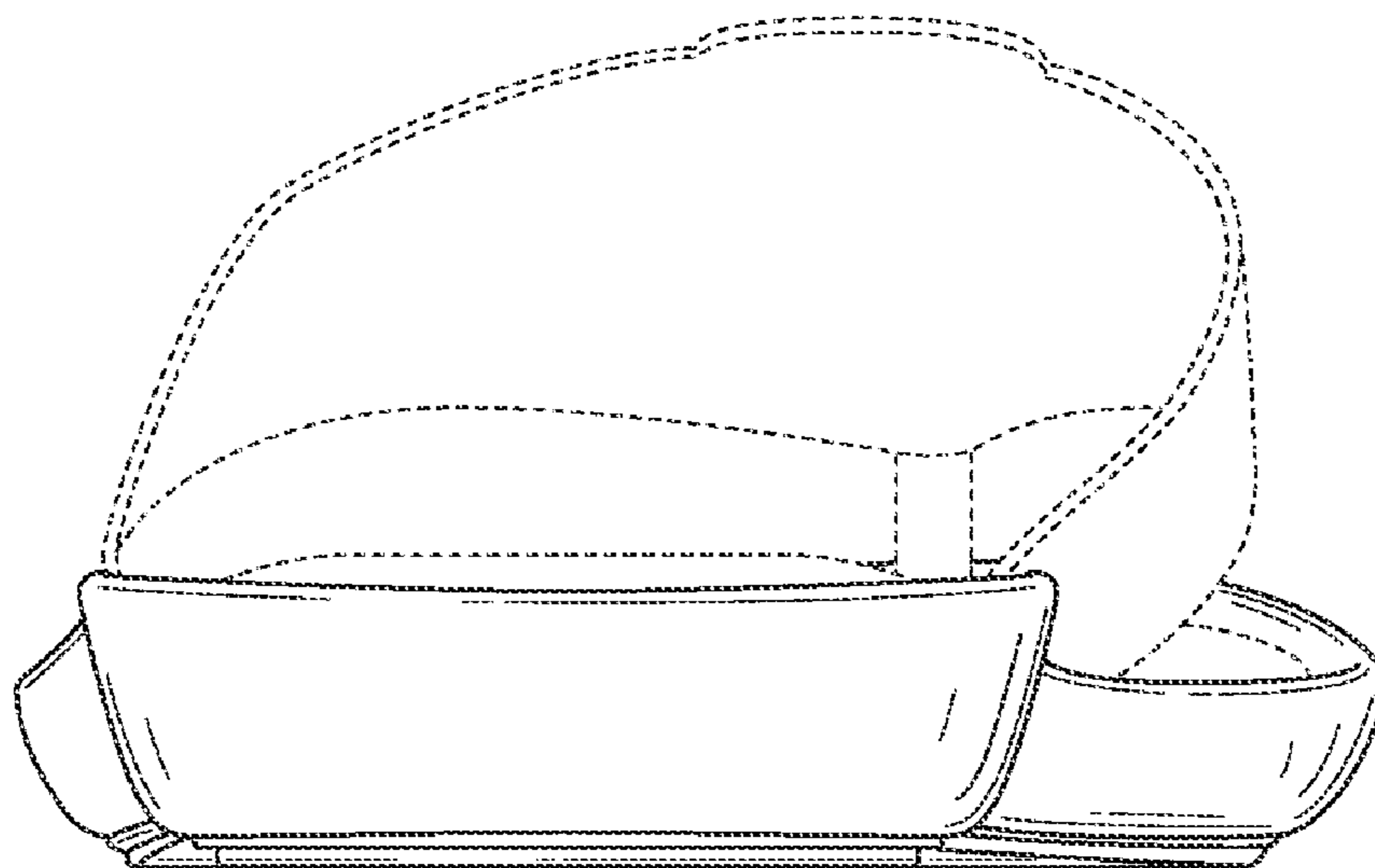


FIG. 7

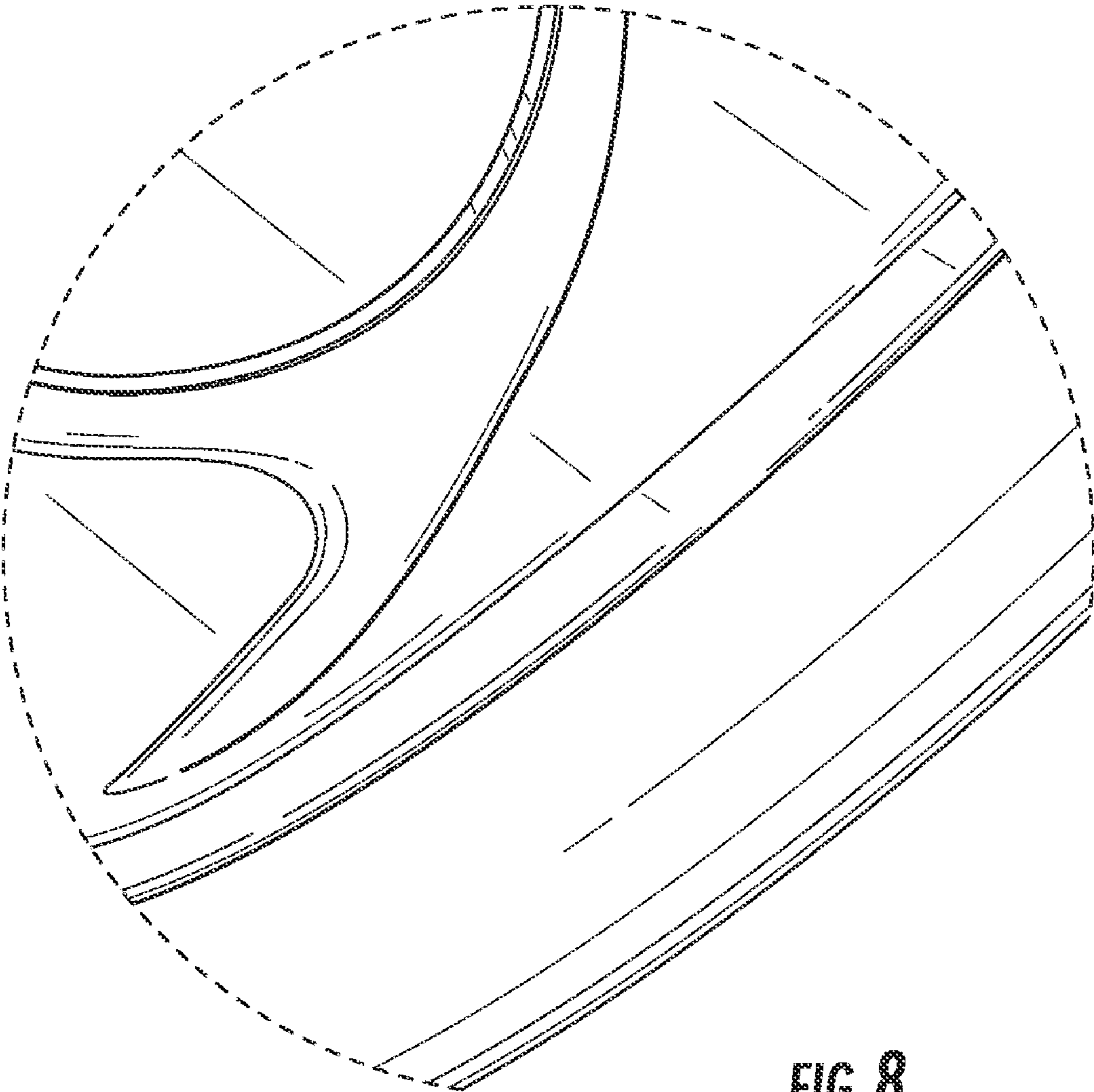


FIG. 8