



US00D626731S

(12) **United States Design Patent**  
**Yi**

(10) **Patent No.:** **US D626,731 S**  
(45) **Date of Patent:** **\*\* Nov. 9, 2010**

(54) **PERIPHERY OF AN OUTSOLE**  
(75) Inventor: **Lisa Yi**, Los Angeles, CA (US)  
(73) Assignee: **Skechers U.S.A., Inc., II**, Manhattan Beach, CA (US)  
(\*\*) Term: **14 Years**  
(21) Appl. No.: **29/368,633**  
(22) Filed: **Aug. 26, 2010**  
(51) **LOC (9) Cl.** ..... **02-99**  
(52) **U.S. Cl.** ..... **D2/946; D2/947; D2/977**  
(58) **Field of Classification Search** ..... D2/896, D2/902, 906-908, 943, 944, 946, 947, 954, D2/977; 36/45-49, 50.1, 77 M, 77 R, 83, 36/88, 113, 114, 126-131, 25 R-25 A  
See application file for complete search history.

D543,689 S 6/2007 Chan  
D547,939 S \* 8/2007 Link ..... D2/977  
D553,833 S 10/2007 Walden  
D555,348 S \* 11/2007 Bettencourt ..... D2/977  
D556,980 S 12/2007 Bramani  
D557,481 S 12/2007 Hui  
D559,509 S \* 1/2008 Hayes ..... D2/954  
D565,283 S 4/2008 Smith et al.  
D569,606 S \* 5/2008 Schoenborn et al. .... D2/977  
D584,491 S 1/2009 Matis  
D584,887 S 1/2009 Earle  
D594,195 S 6/2009 Nakano  
D594,639 S 6/2009 Alfaro  
D599,102 S \* 9/2009 Purdom et al. .... D2/977  
D602,237 S 10/2009 Roundhouse  
D602,683 S 10/2009 Roundhouse  
D603,151 S 11/2009 Roundhouse

(Continued)

(56) **References Cited**  
U.S. PATENT DOCUMENTS

3,087,261 A 4/1963 Russell  
4,611,412 A 9/1986 Cohen  
D351,277 S 10/1994 Aveni et al.  
D362,747 S 10/1995 Orzeck  
D362,954 S 10/1995 Orzeck  
5,461,800 A 10/1995 Luthi et al.  
D370,116 S 5/1996 Passke et al.  
D374,761 S 10/1996 Sell, Jr.  
D376,471 S 12/1996 Kalin et al.  
D376,902 S 12/1996 Avar  
D384,193 S 9/1997 Avar  
D385,093 S 10/1997 Cass  
D385,103 S 10/1997 Teague  
D386,588 S 11/1997 Cooper  
D393,342 S 4/1998 Cass  
D424,285 S 5/2000 Nason  
D435,958 S 1/2001 White  
D439,393 S 3/2001 White  
D499,878 S 12/2004 Rask  
D504,007 S 4/2005 Cintron  
D514,288 S 2/2006 Burg  
D529,265 S 10/2006 Corbi Rico  
D540,014 S 4/2007 Turner et al.

*Primary Examiner*—Dominic Simone  
(74) *Attorney, Agent, or Firm*—Marshall A. Lerner; Marvin H. Kleinberg; Kleinberg & Lerner, LLP

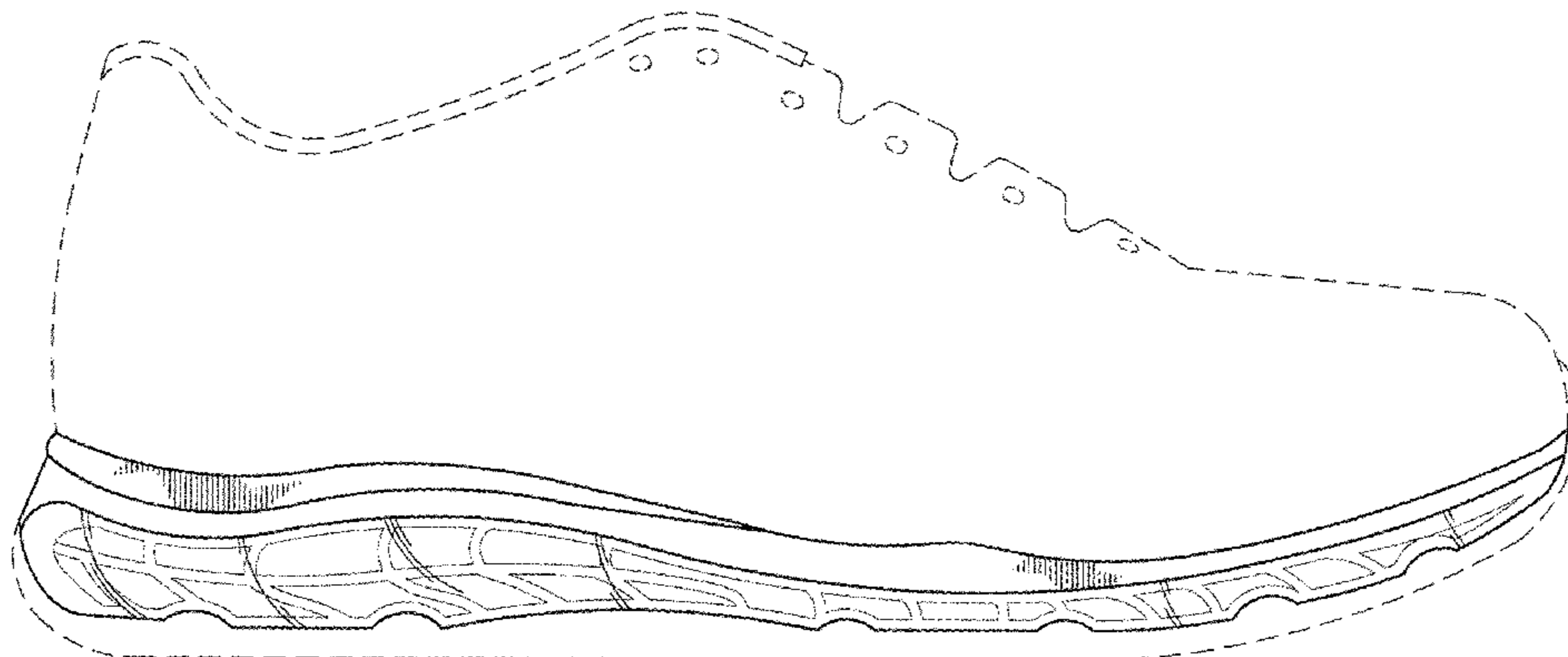
(57) **CLAIM**

The ornamental design for a periphery of an outsole, as shown and described.

**DESCRIPTION**

FIG. 1 is a perspective view of a periphery of an outsole in accordance with my new design.  
FIG. 2 is a left side view thereof;  
FIG. 3 is a right side view thereof;  
FIG. 4 is a top plan view thereof;  
FIG. 5 is a rear elevation view thereof; and,  
FIG. 6 is a front elevation view thereof.  
Broken lines in the figures are for illustrative purposes only and form no part of the claimed invention.

**1 Claim, 5 Drawing Sheets**



# US D626,731 S

Page 2

---

## U.S. PATENT DOCUMENTS

D613,489 S	4/2010	Horton			
D615,738 S *	5/2010	Teteriatnikov .....	D2/946		
D617,983 S *	6/2010	Raysse .....	D2/947		
				D619,793 S *	7/2010 Raysse .....
				D620,691 S *	8/2010 Akhidime .....
				2008/0229617 A1	9/2008 Johnson et al.

\* cited by examiner

FIG. 1

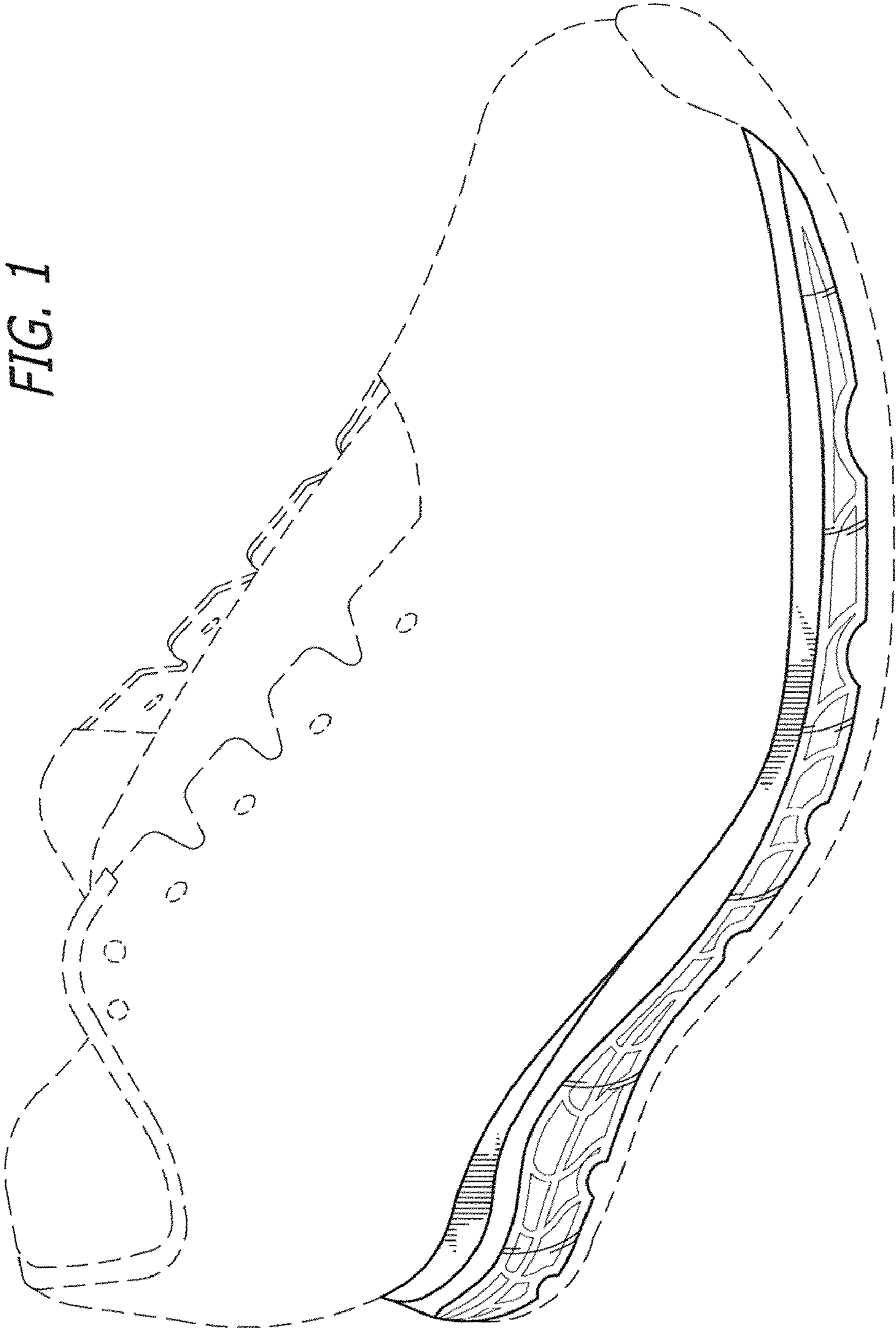
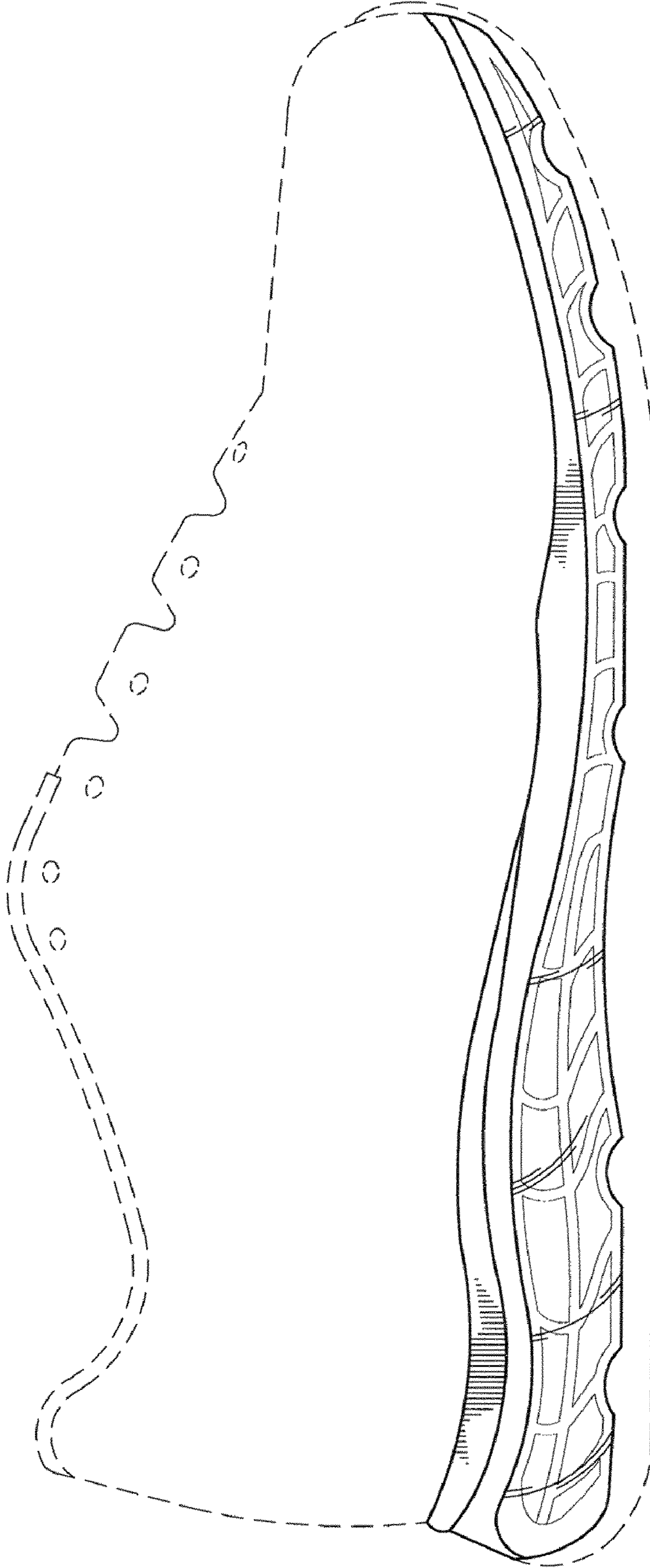


FIG. 2



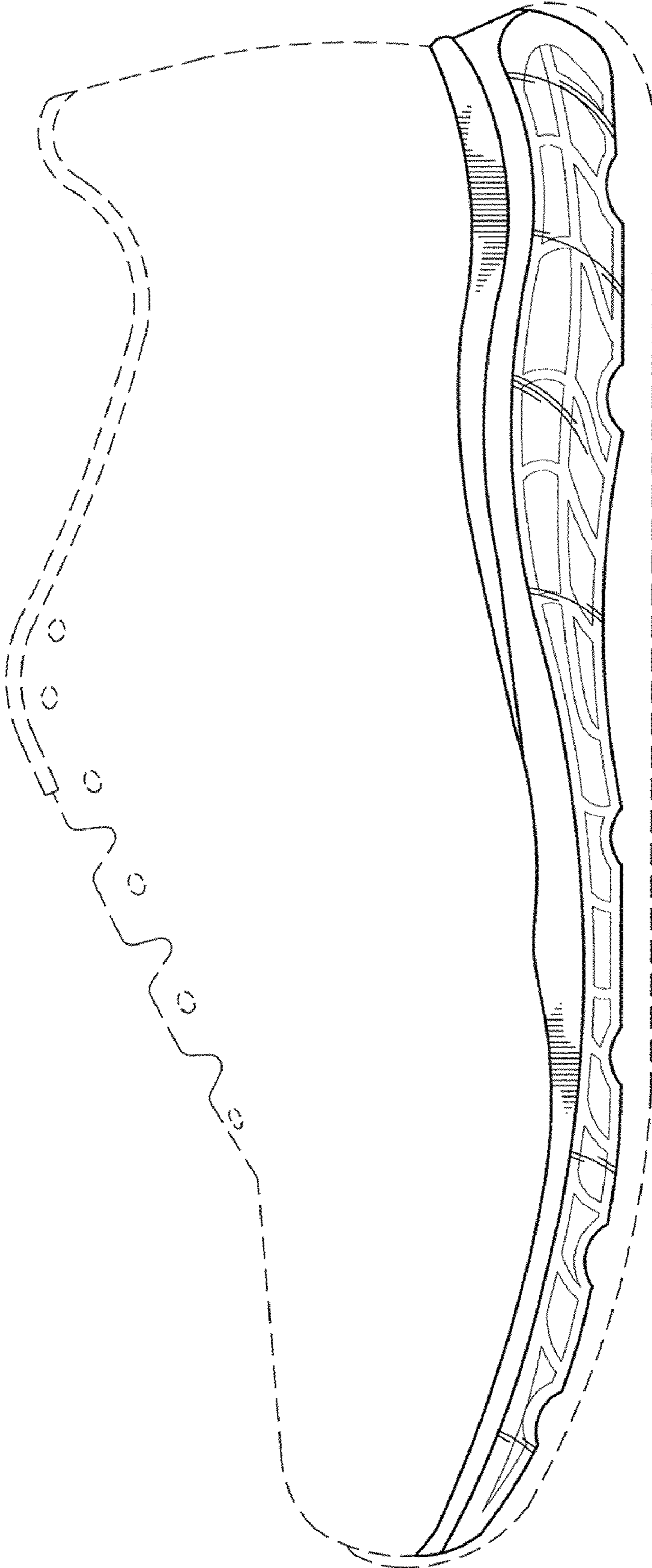


FIG. 3

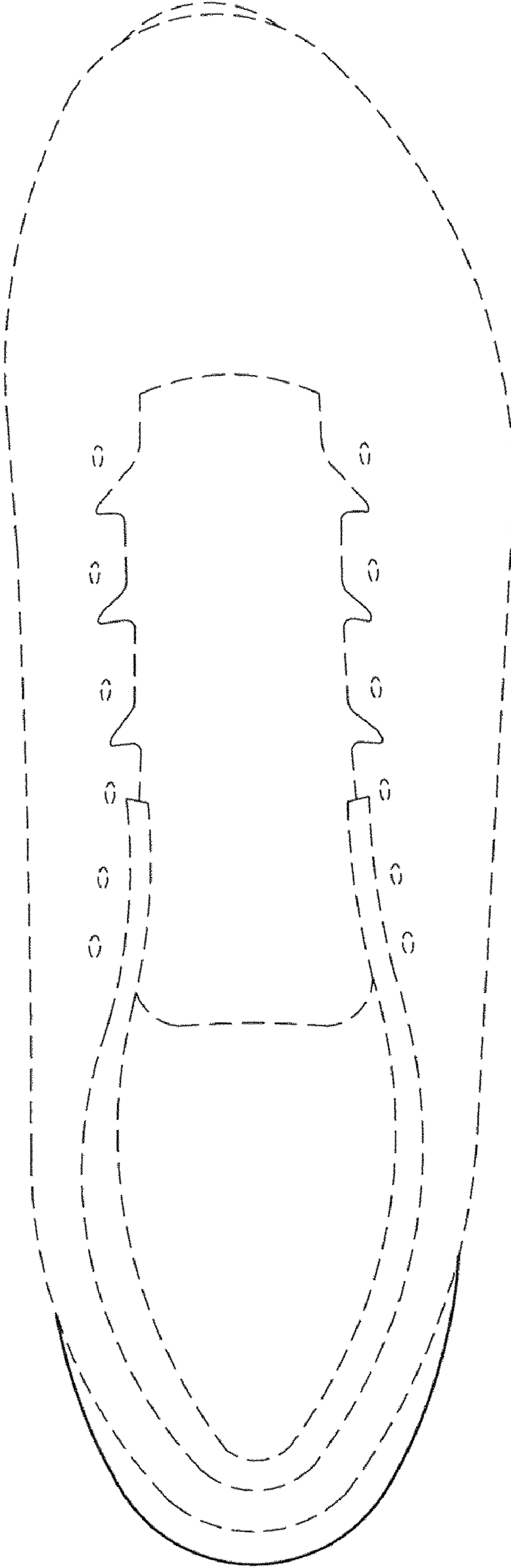


FIG. 4

FIG. 6

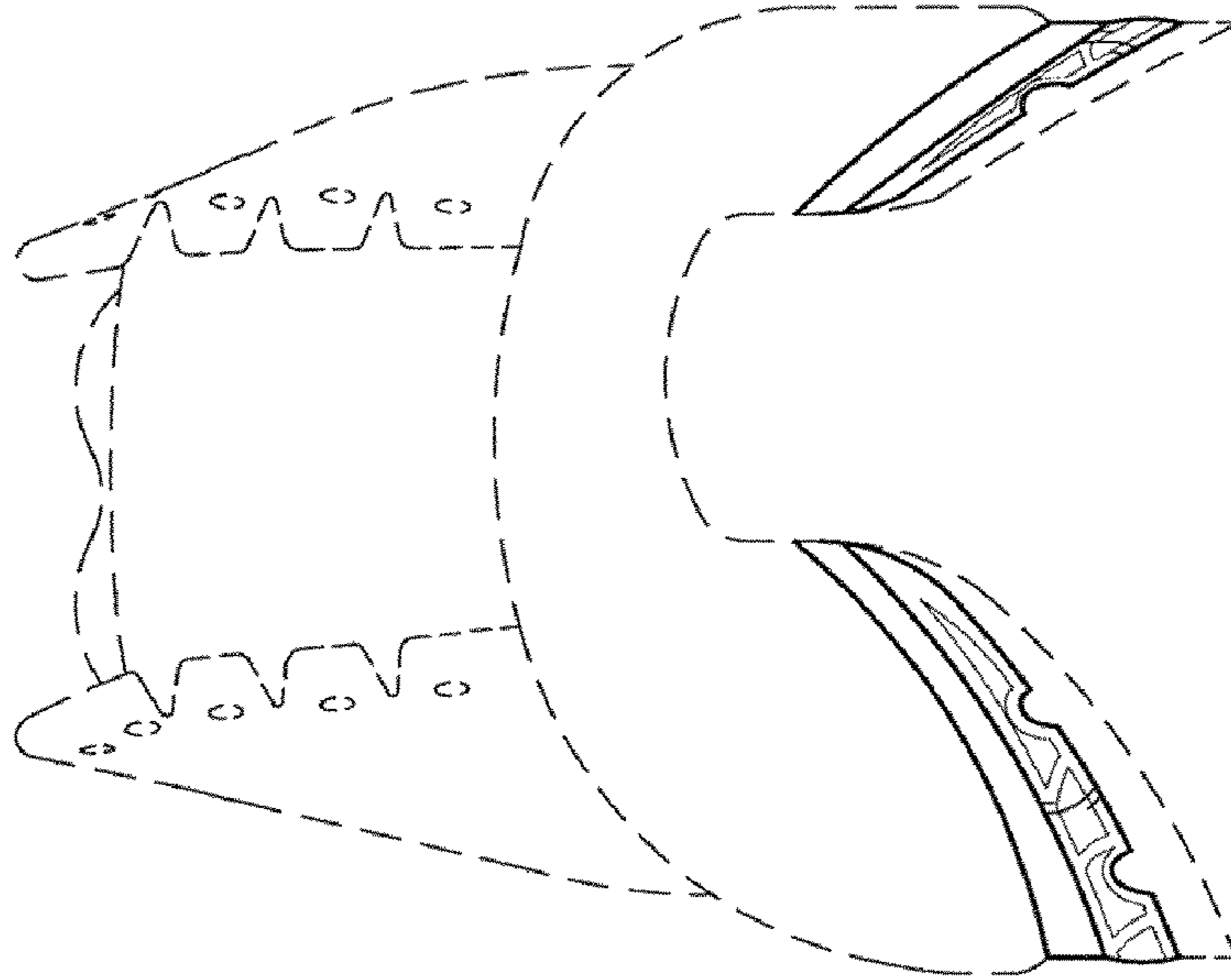


FIG. 5

