



US00D626729S

(12) **United States Design Patent**  
**Woodruff**

(10) **Patent No.:** **US D626,729 S**

(45) **Date of Patent:** **\*\* Nov. 9, 2010**

(54) **SHOE COVER**

(76) **Inventor:** **Susan W. Woodruff**, 31 Mesa, Kenner,  
LA (US) 70065

(\*\*) **Term:** **14 Years**

(21) **Appl. No.:** **29/357,176**

(22) **Filed:** **Mar. 8, 2010**

(51) **LOC (9) Cl.** ..... **02-04**

(52) **U.S. Cl.** ..... **D2/897; D2/899; D2/909**

(58) **Field of Classification Search** ..... D2/896,  
D2/907, 909, 914, 916, 919, 946, 962; 36/7.1 R,  
36/113, 104, 59 R, 50.1, 126-129  
See application file for complete search history.

(56) **References Cited**

**U.S. PATENT DOCUMENTS**

2,799,951 A	7/1957	Rogers	
D189,082 S *	10/1960	Goodman	D2/899
D224,183 S *	7/1972	Straub	D2/899
D224,184 S *	7/1972	Straub	D2/899
D238,523 S	1/1976	Harrington	
D240,971 S	8/1976	Summs	
D244,641 S	6/1977	Rajaniemi	
D251,000 S *	2/1979	Cournoyer	D12/11
4,756,529 A *	7/1988	Stillinger	473/614
D299,623 S *	1/1989	Lauster	D11/126
D391,742 S	3/1998	Bogdanski	
D413,192 S	8/1999	Wale	
D441,941 S	5/2001	Hall	
D450,179 S	11/2001	Huard	
D450,427 S	11/2001	Huard	
D453,062 S	1/2002	Hall	
D455,894 S	4/2002	Overfield	

D456,122 S	4/2002	Hall	
6,475,051 B1 *	11/2002	Griffin et al.	446/26
6,645,101 B1 *	11/2003	Wong	473/614
D489,516 S	5/2004	Gebhardt	
D512,816 S	12/2005	Hall	
D519,167 S *	4/2006	Fine et al.	D21/483
D535,341 S *	1/2007	Chernick et al.	D21/707
D589,246 S	3/2009	Smith	
D590,580 S	4/2009	Suber	

\* cited by examiner

*Primary Examiner*—Robert M Spear

*Assistant Examiner*—Rashida C McCoy

(74) *Attorney, Agent, or Firm*—QuickPatents, Inc.; Kevin Prince

(57) **CLAIM**

I claim the ornamental design for a shoe cover, as shown and described.

**DESCRIPTION**

FIG. 1 is a perspective view of a shoe cover, showing my new design;

FIG. 2 is a top plan view thereof;

FIG. 3 is a left-side elevational view thereof, the right-side elevational view being a mirror image thereof;

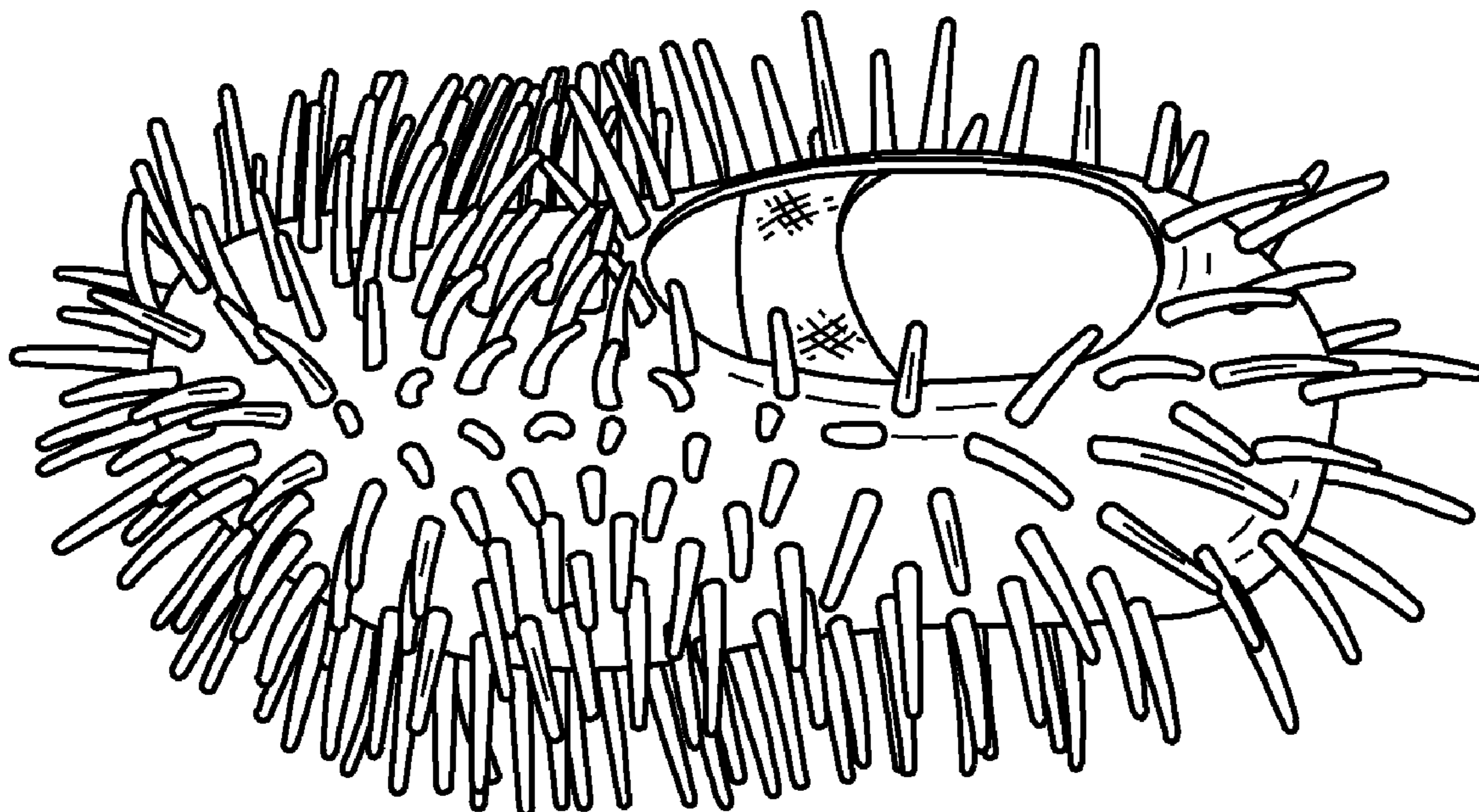
FIG. 4 is a bottom plan view thereof;

FIG. 5 is a front elevational view thereof; and,

FIG. 6 is a rear elevational view thereof.

The broken lines showing a shoe sole pattern in FIGS. 4 and 5 represent environmental matter, and form no part of the claimed design.

**1 Claim, 3 Drawing Sheets**



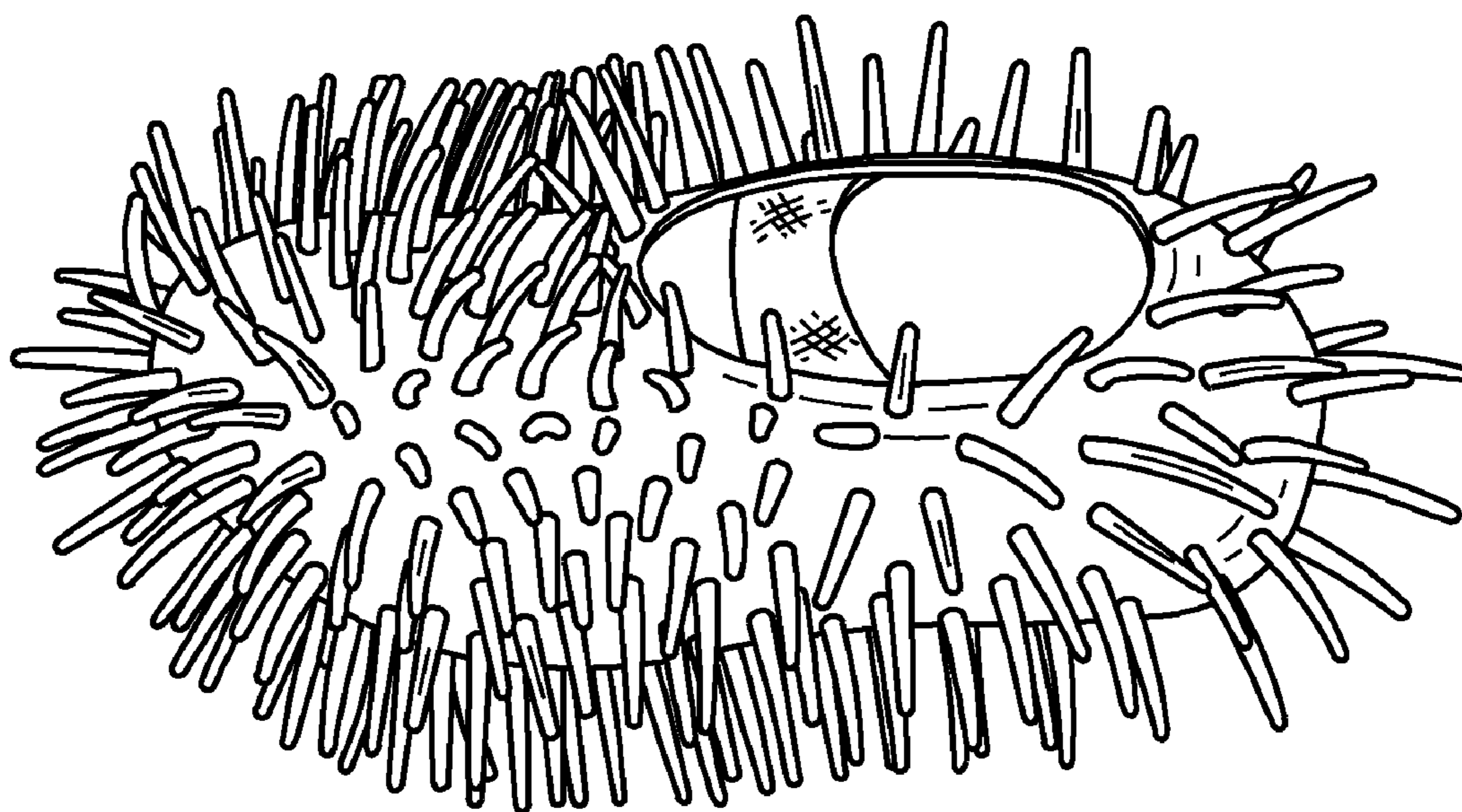


FIG. 1

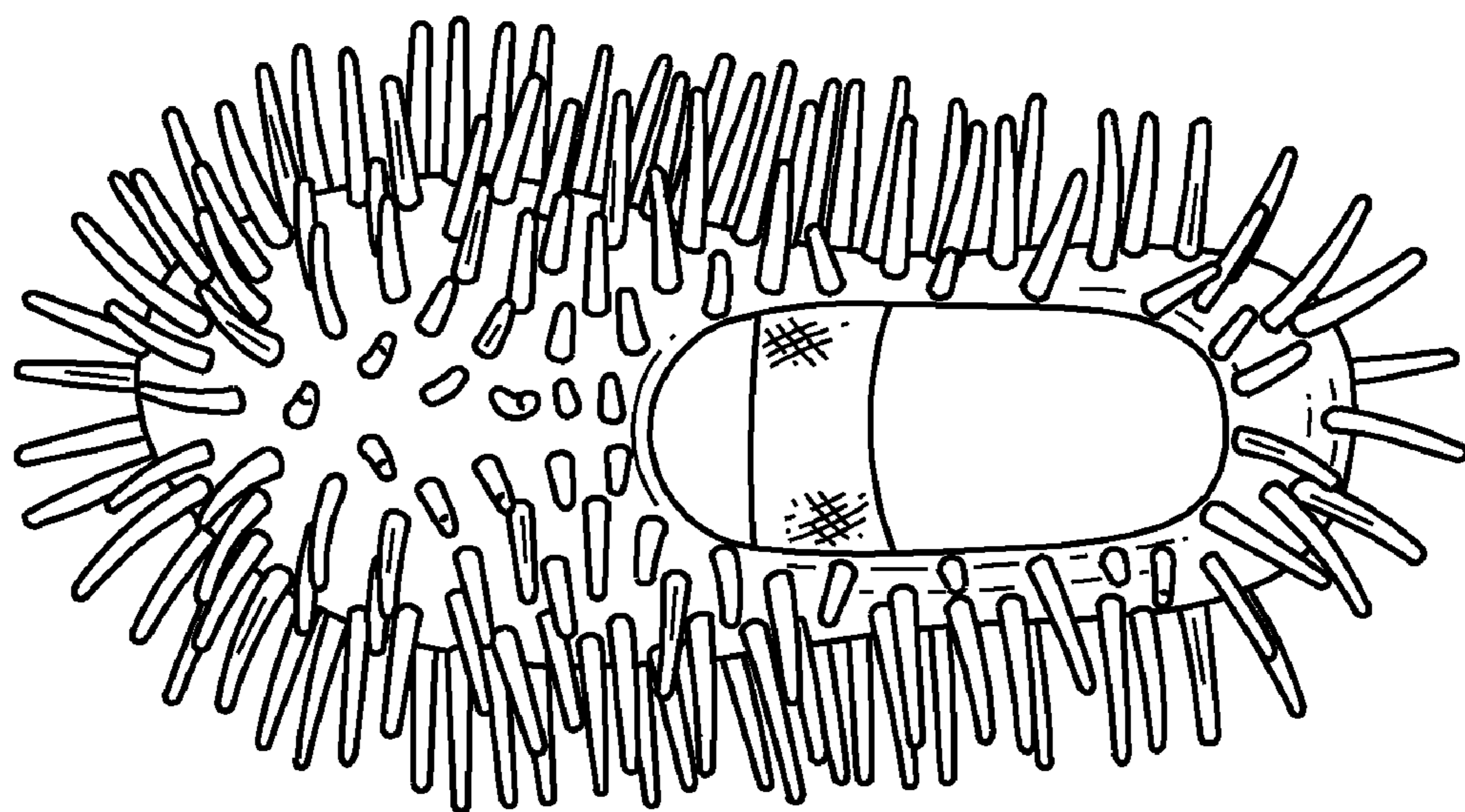


FIG. 2

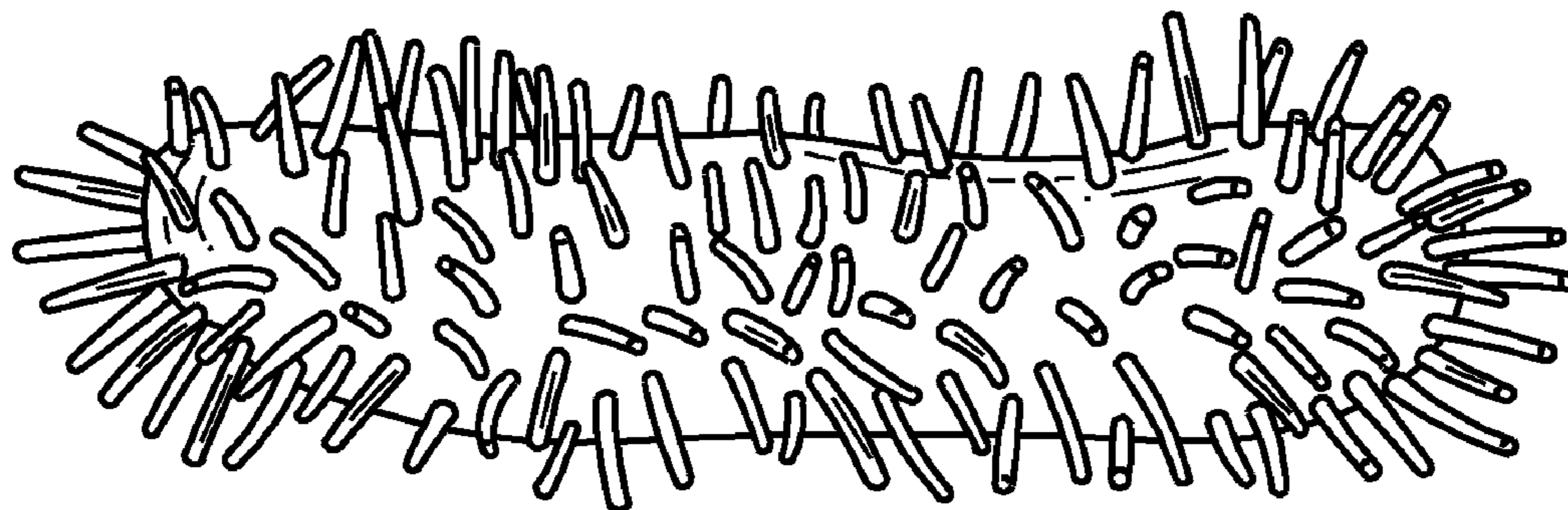


FIG. 3

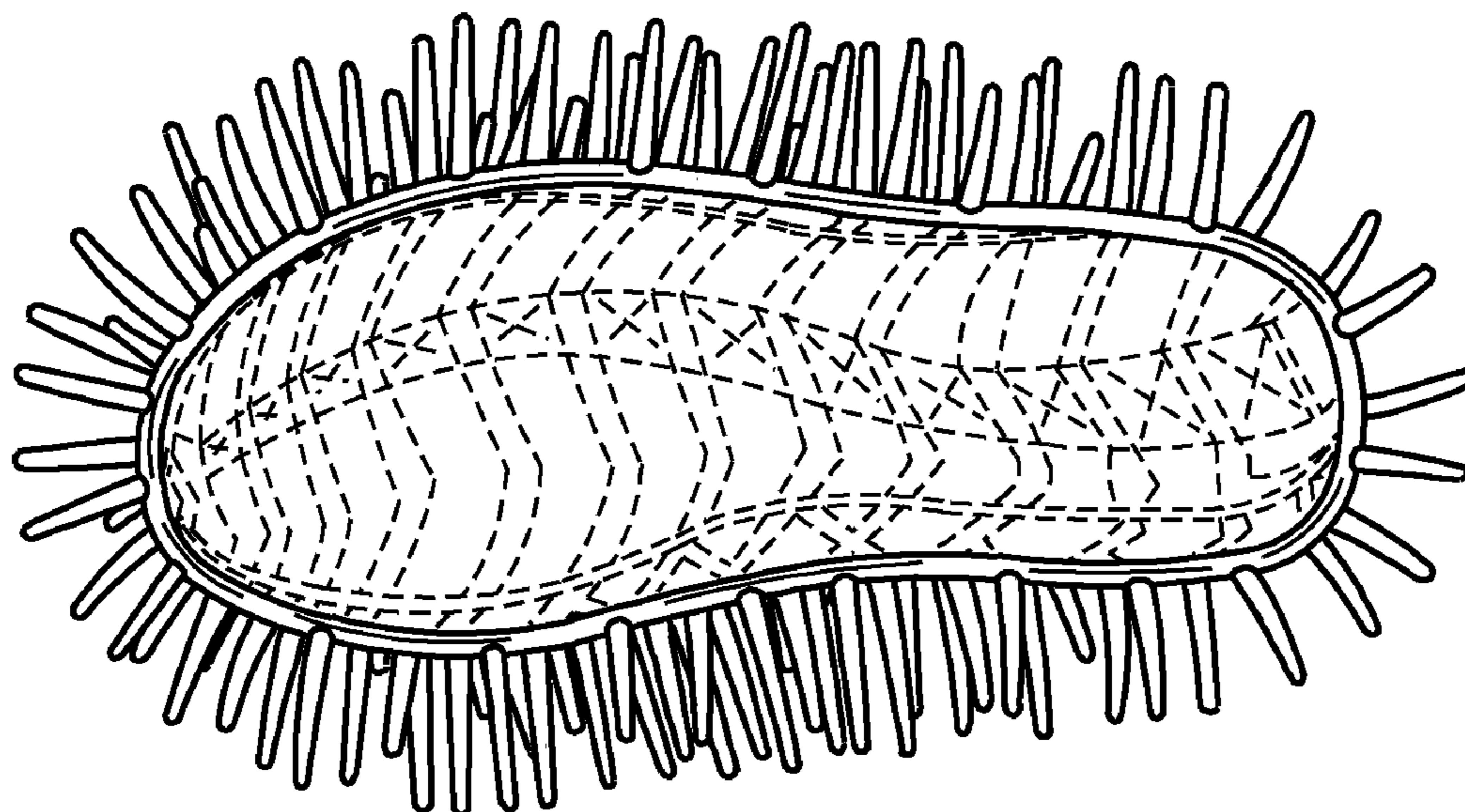


FIG. 4

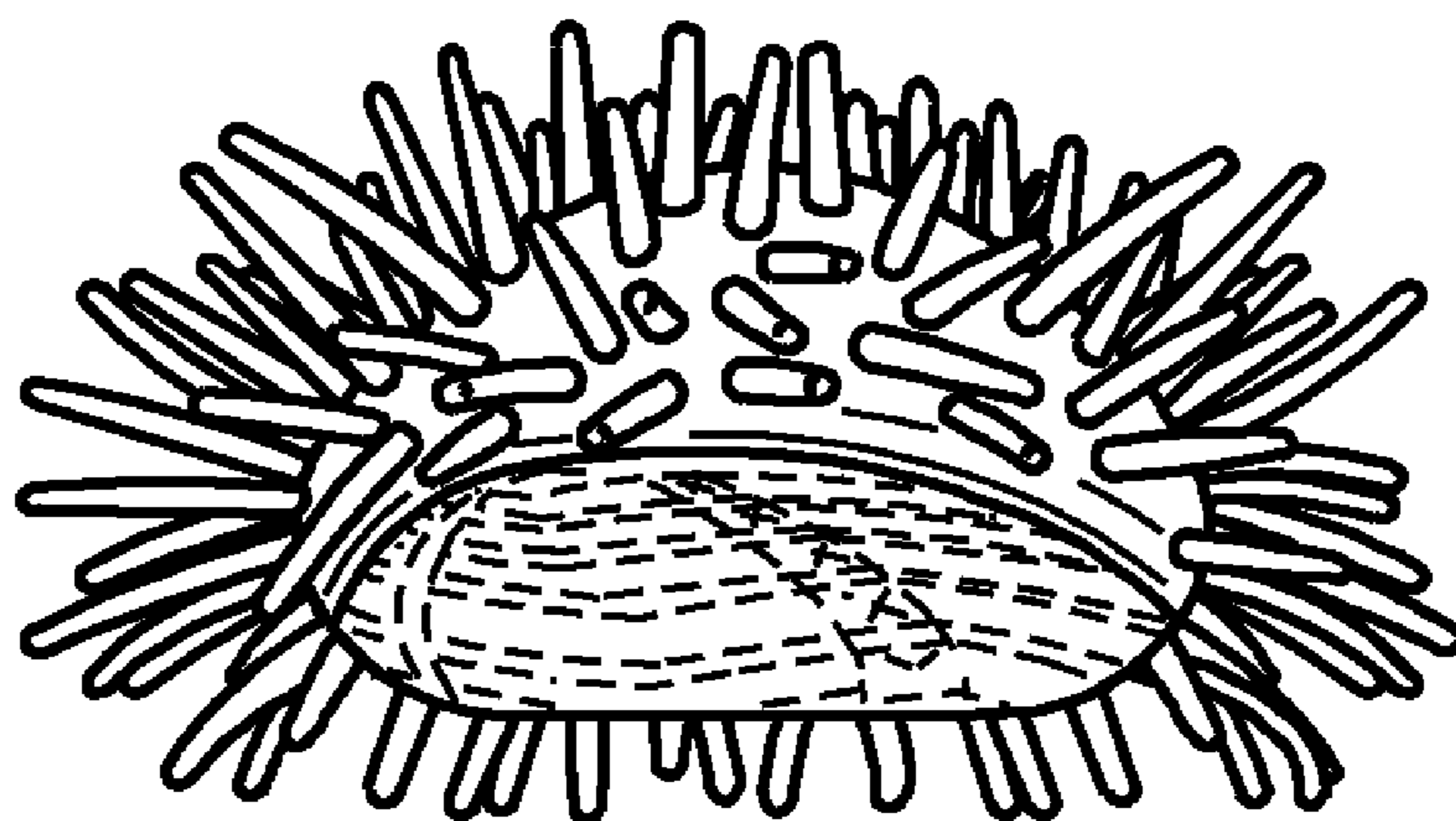


FIG. 5

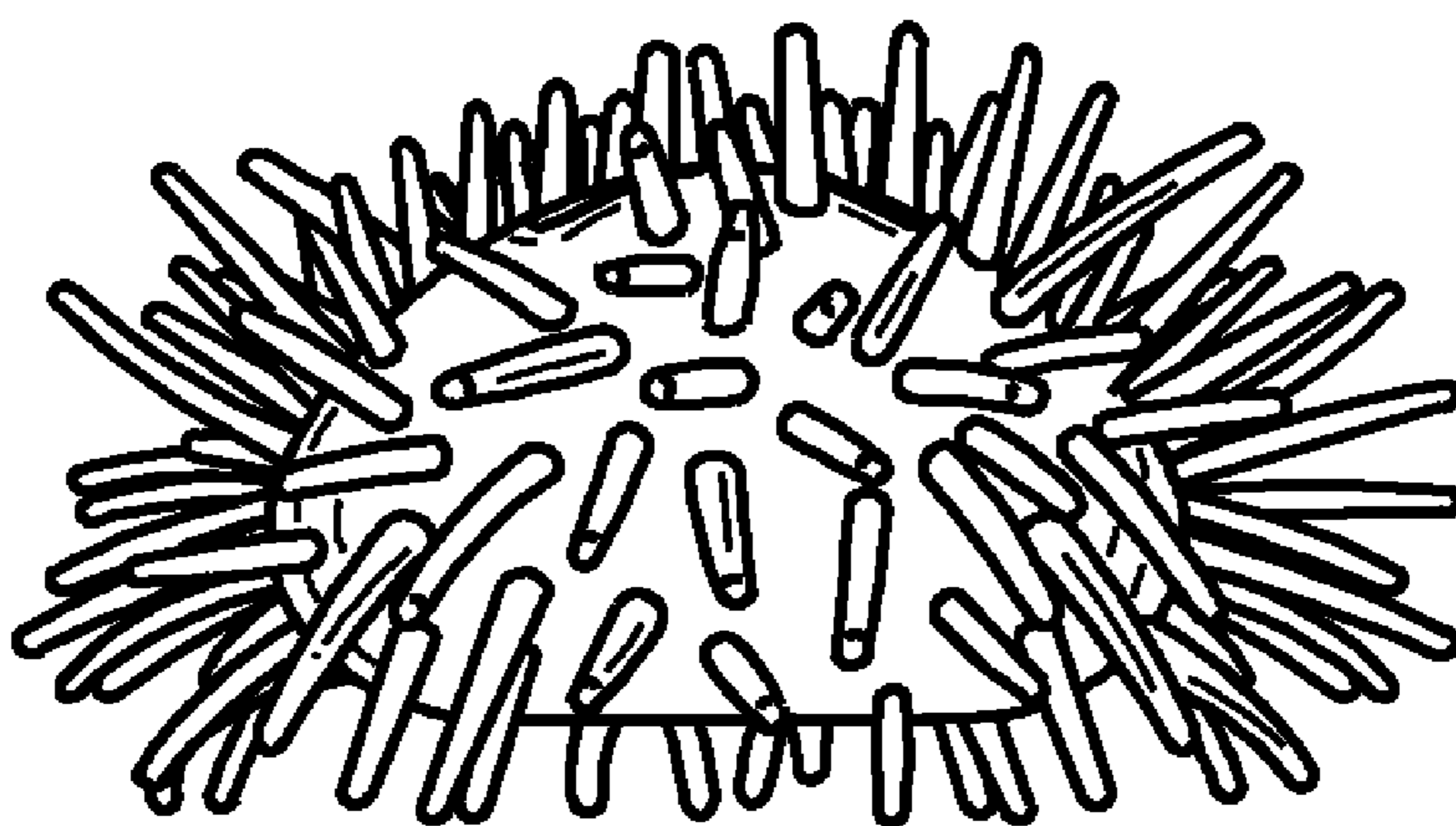


FIG. 6