



US00D626717S

(12) **United States Design Patent**
Bengyak

(10) **Patent No.:** **US D626,717 S**
(45) **Date of Patent:** **** Nov. 9, 2010**

(54) **SLEEVES**

D588,340 S * 3/2009 Bengyak D2/858

(76) **Inventor:** **Christopher Edward Bengyak, 3030**
10th Ct., Vero Beach, FL (US) 32960

(**) **Term:** **14 Years**

(21) **Appl. No.:** **29/349,117**

(22) **Filed:** **Mar. 10, 2010**

(51) **LOC (9) Cl.** **02-99**

(52) **U.S. Cl.** **D2/613**

(58) **Field of Classification Search** D29/100,
D29/101.1, 101.2, 101.3, 101.4, 101.5, 120.1,
D29/120.2, 121.1, 121.2; D2/610-613, 743,
D2/858, 860; D24/189, 190, 192; 2/16,
2/20-24, 59, 62, 97, 161.3, 267, 455, 461,
2/463, 900, 910, 911; 602/2, 3, 4, 5, 6, 16,
602/23, 26; D8/75-78, 98; D22/118; 30/308.1,
30/308.2; 7/143, 144; 81/20, 21
See application file for complete search history.

(56) **References Cited**

U.S. PATENT DOCUMENTS

1,927,052	A *	9/1933	Smith	420/514
1,997,956	A *	4/1935	Whitaker	2/59
D357,204	S *	4/1995	Meissner	D10/109
D363,811	S *	11/1995	Burrow	D2/743
D364,742	S *	12/1995	Wells	D4/138
D365,910	S *	1/1996	King	D99/43
D404,299	S *	1/1999	Midgett et al.	D9/680
D415,282	S *	10/1999	Rutledge et al.	D24/190
D422,397	S *	4/2000	Cohen	D2/858
6,405,381	B1 *	6/2002	Bowman, Jr.	2/170
D474,323	S *	5/2003	Carter	D2/717
6,813,779	B1 *	11/2004	Williams	2/16

OTHER PUBLICATIONS

Atlanta Braves logo, retrieved on Apr. 15, 2010, from website address: http://en.wikipedia.org/wiki/File:Atlanta_Braves.svg.

U.S. Appl. No. 29/341,864 Title: Glove with Tomahawk, inventor: Christopher Edward Bengyak filed Aug. 13, 2009.

U.S. Appl. No. 29/349,129 Title: Shirt Inventor: Christopher Edward Bengyak filed Mar. 10, 2010.

U.S. Appl. No. 29/349,131 Title: Shirt Inventor: Christopher Edward Bengyak filed Mar. 10, 2010.

U.S. Appl. No. 29/349,130 Title: Sleeves Inventor: Christopher Edward Bengyak filed Mar. 10, 2010.

* cited by examiner

Primary Examiner—Raphael Barkai

Assistant Examiner—Randall H Gholson

(57) **CLAIM**

The ornamental design for sleeves, as shown and described.

DESCRIPTION

FIG. 1 is a front elevational view of sleeves showing my new design;

FIG. 2 is a top plan elevational view thereof;

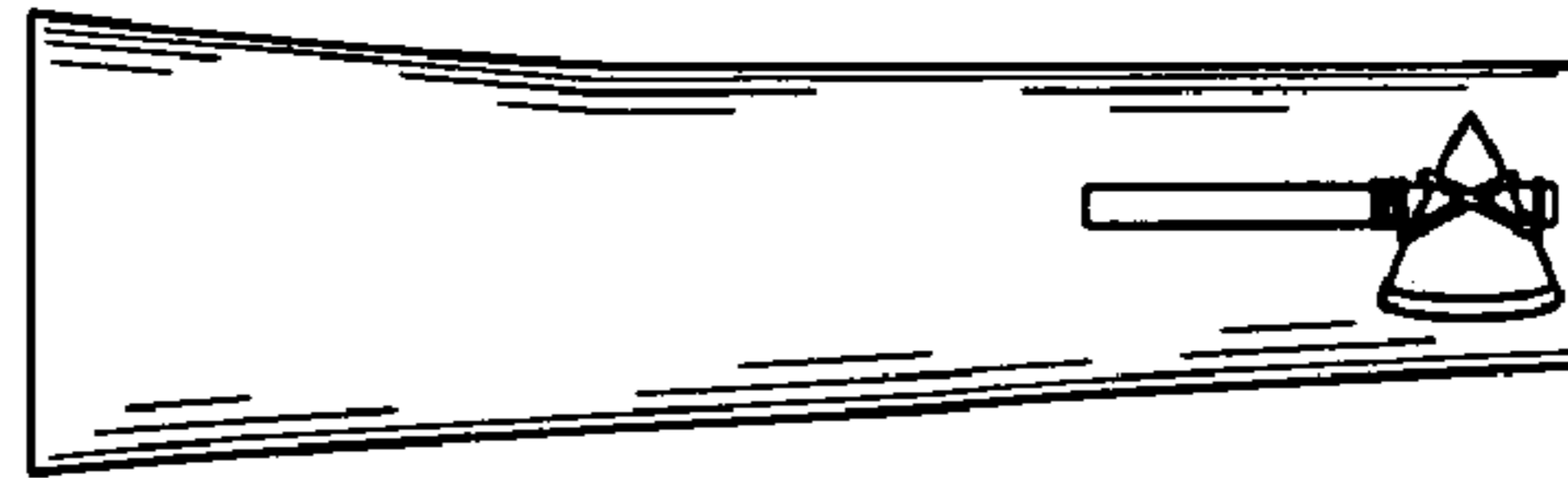

FIG. 3 is a bottom plan elevational view thereof;

FIG. 4 is a right side elevational view thereof, shown with an unclaimed wearer; and,

FIG. 5 is a left side elevational view there of, shown with an unclaimed wearer.

The broken lines shown in the drawings are included for the purpose of illustrating the sleeves in use and form no part of the claimed design.

1 Claim, 2 Drawing Sheets






FIG. 1

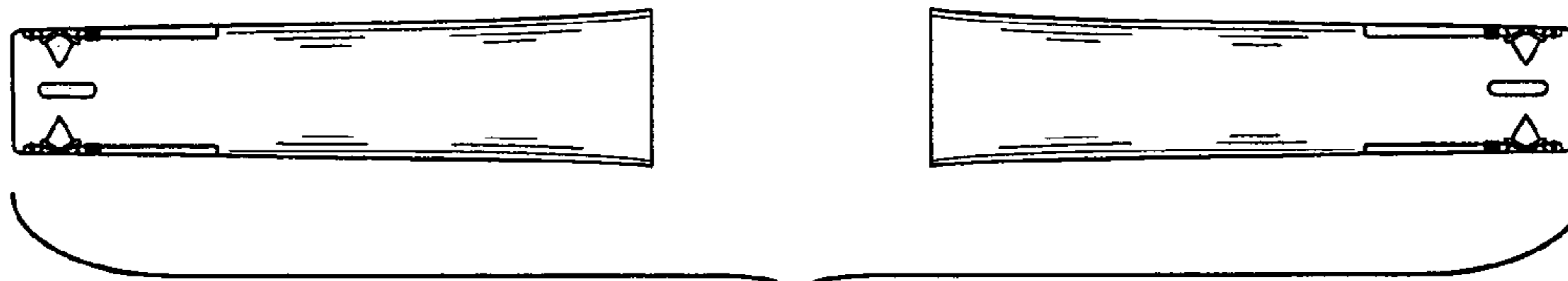


FIG. 2




FIG. 3

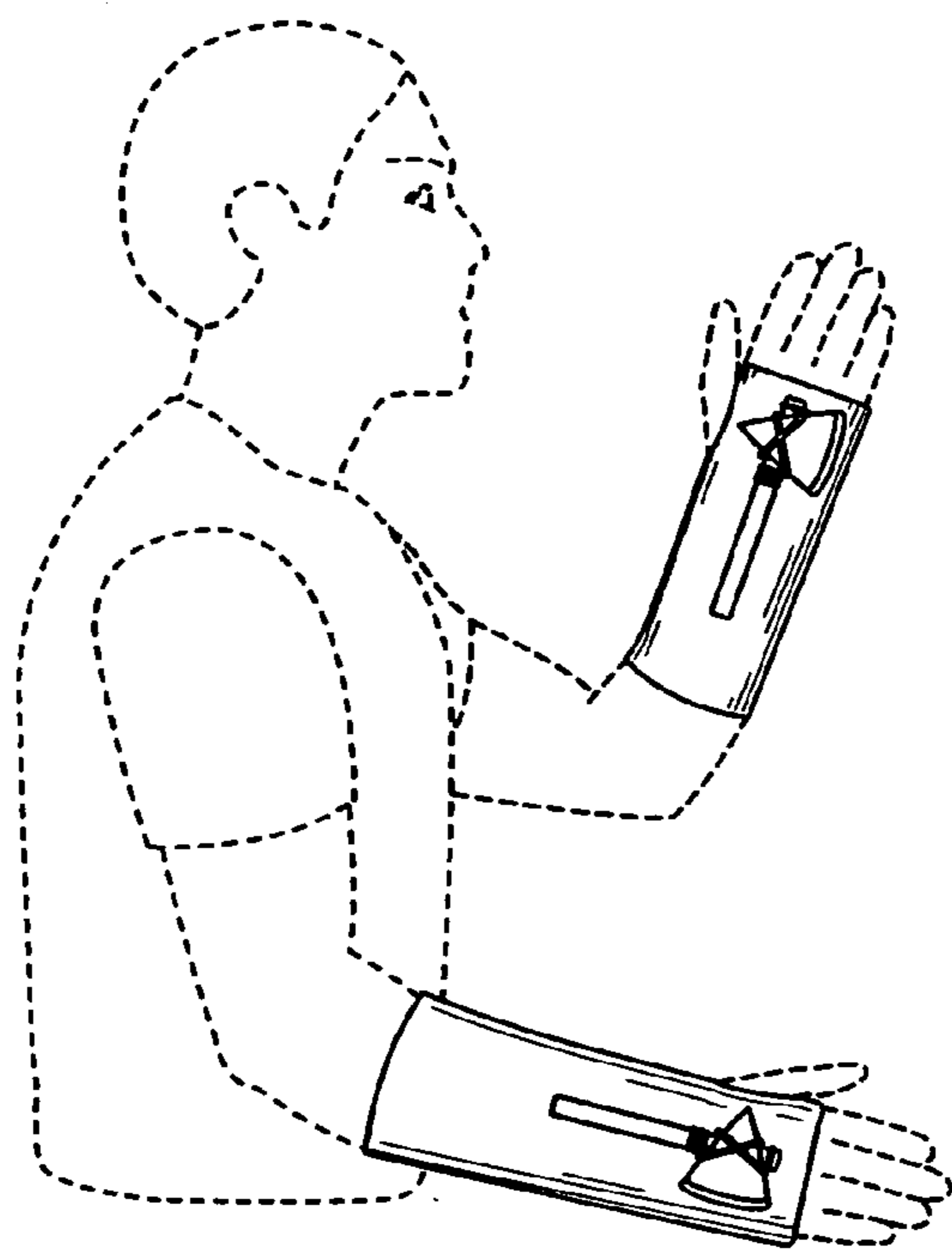


FIG. 4

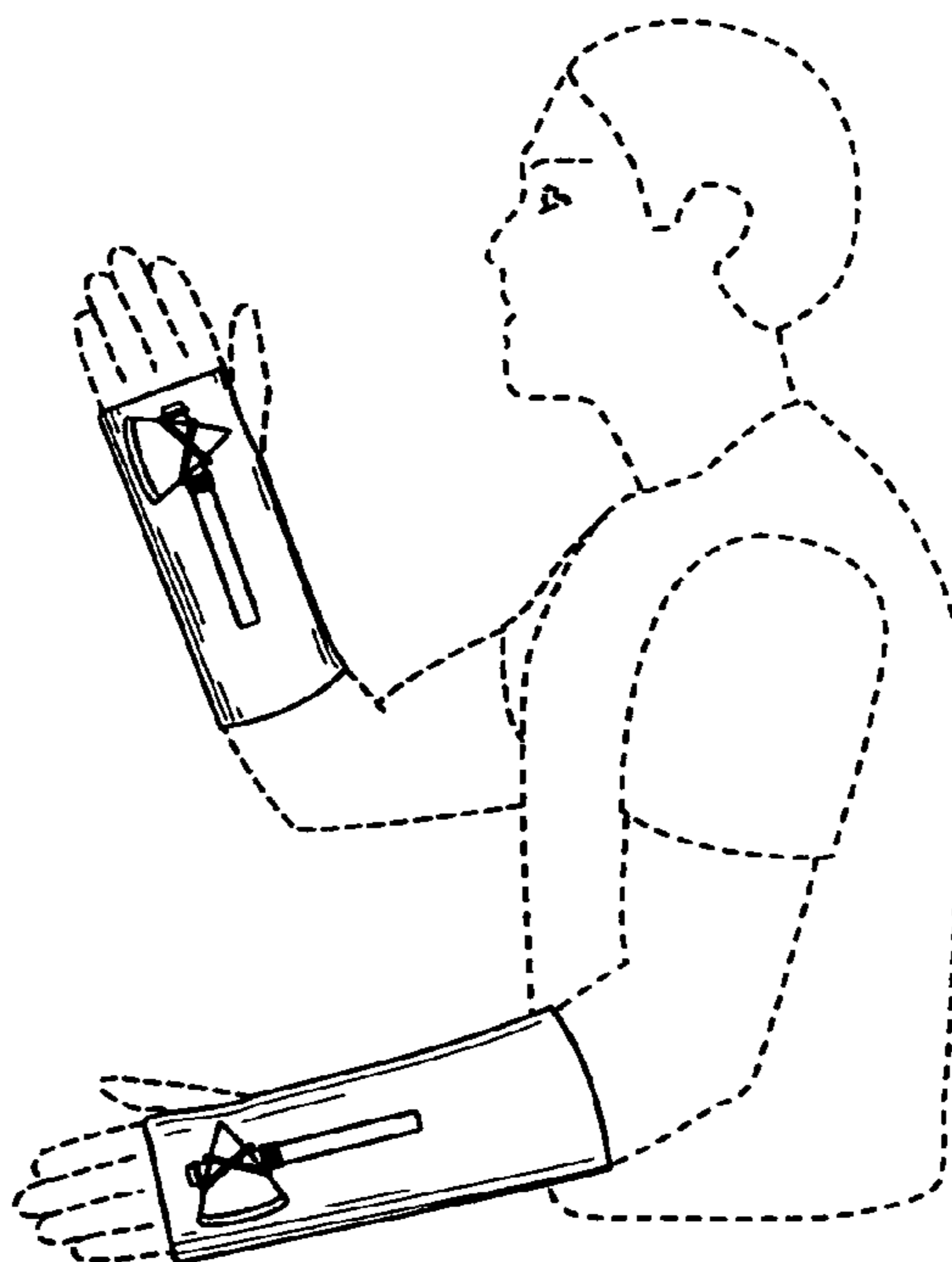


FIG. 5