



US00D626713S

(12) **United States Design Patent**
Yang et al.

(10) **Patent No.:** **US D626,713 S**

(45) **Date of Patent:** **** Nov. 2, 2010**

(54) **RETRO CAN**

2009/0071959 A1* 3/2009 Cheung 220/263

(75) Inventors: **Frank Yang**, Rancho Palos Verdes, CA (US); **Tzu Hao Wei**, Hacienda Heights, CA (US); **Myk Lum**, Irvine, CA (US); **Adam Wade**, Rancho Santa Margarita, CA (US); **Joseph Morin**, Mission Viejo, CA (US)

* cited by examiner

Primary Examiner—Cynthia E Ramirez
(74) *Attorney, Agent, or Firm*—Liu & Liu

(73) Assignee: **Simplehuman LLC**, Torrance, CA (US)

(57) **CLAIM**

The ornamental design for a retro can, as shown and described.

(**) Term: **14 Years**

DESCRIPTION

(21) Appl. No.: **29/339,994**

FIG. 1 is a right perspective view of a retro can showing our new design;

(22) Filed: **Jul. 10, 2009**

FIG. 2 is a front view thereof;

(51) **LOC (9) Cl.** **09-09**

FIG. 3 is a rear view thereof;

(52) **U.S. Cl.** **D34/9**

FIG. 4 is a right side view thereof;

(58) **Field of Classification Search** D34/1,
D34/5, 6, 7, 8, 9, 10, 11; 220/908–913, 262–264
See application file for complete search history.

FIG. 5 is a left side view thereof;

FIG. 6 is a top plan view thereof;

FIG. 7 is a bottom plan view thereof; and,

(56) **References Cited**

FIG. 8 is another front view of a retro can in accordance with showing another embodiment of the new design, wherein the body of the retro can is shown broken away to illustrate non-specified length.

U.S. PATENT DOCUMENTS

D108,642 S *	3/1938	Geibel	D34/9
2,246,975 A *	6/1941	Geibel	220/23.87
D526,103 S *	8/2006	Sangteerasintop	D34/9
D551,821 S *	9/2007	Wang et al.	D34/7
D582,121 S *	12/2008	Wang et al.	D34/7
D584,469 S *	1/2009	Yang et al.	D34/9
2005/0082196 A1 *	4/2005	Lin	206/554

It is understood that the only difference between the first and second embodiment is the body of the retro can shown broken away to show non-specified length.

1 Claim, 8 Drawing Sheets




FIG. 1




FIG. 2




FIG. 3




FIG. 4




FIG. 5




FIG. 6

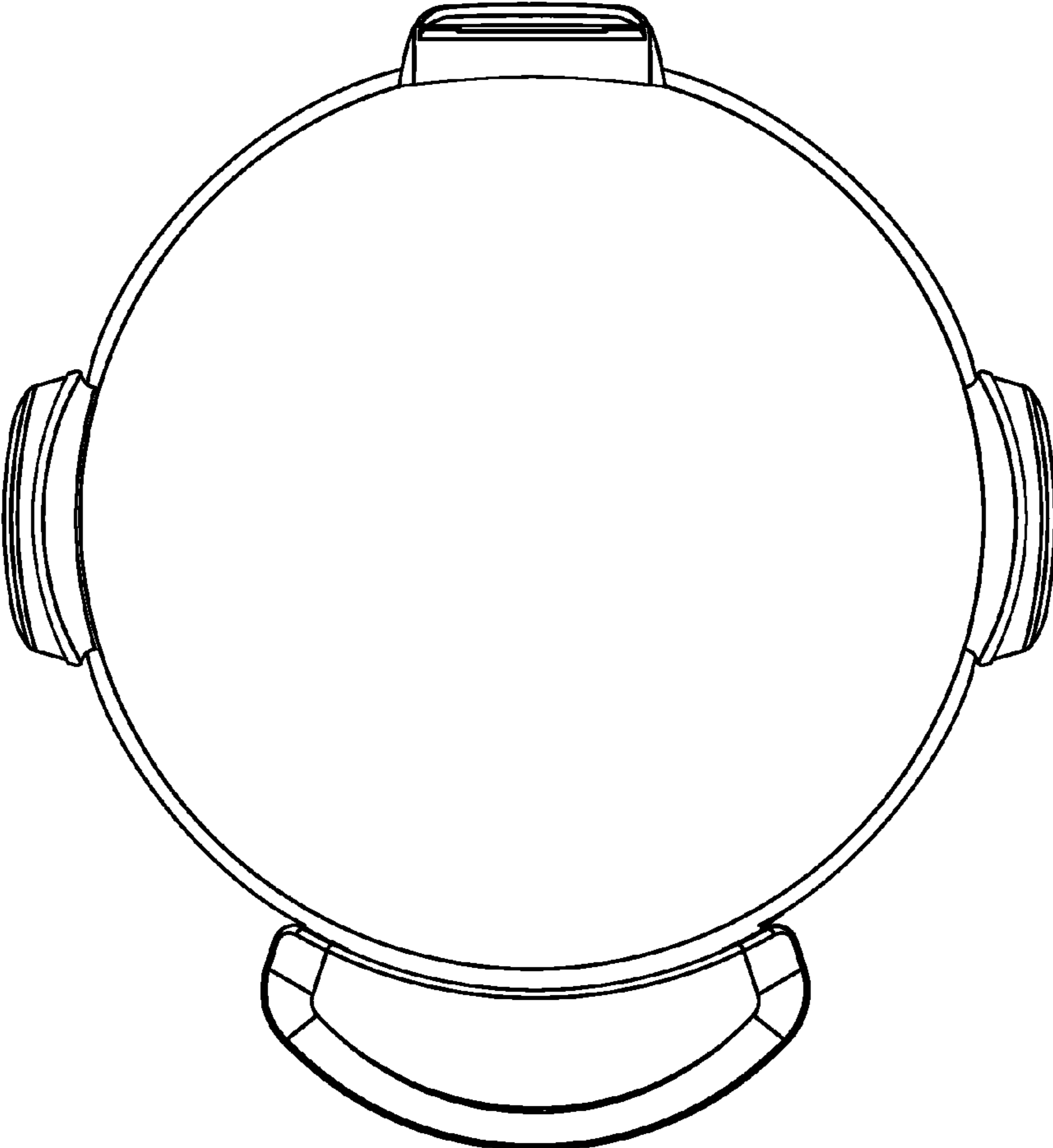


FIG. 7

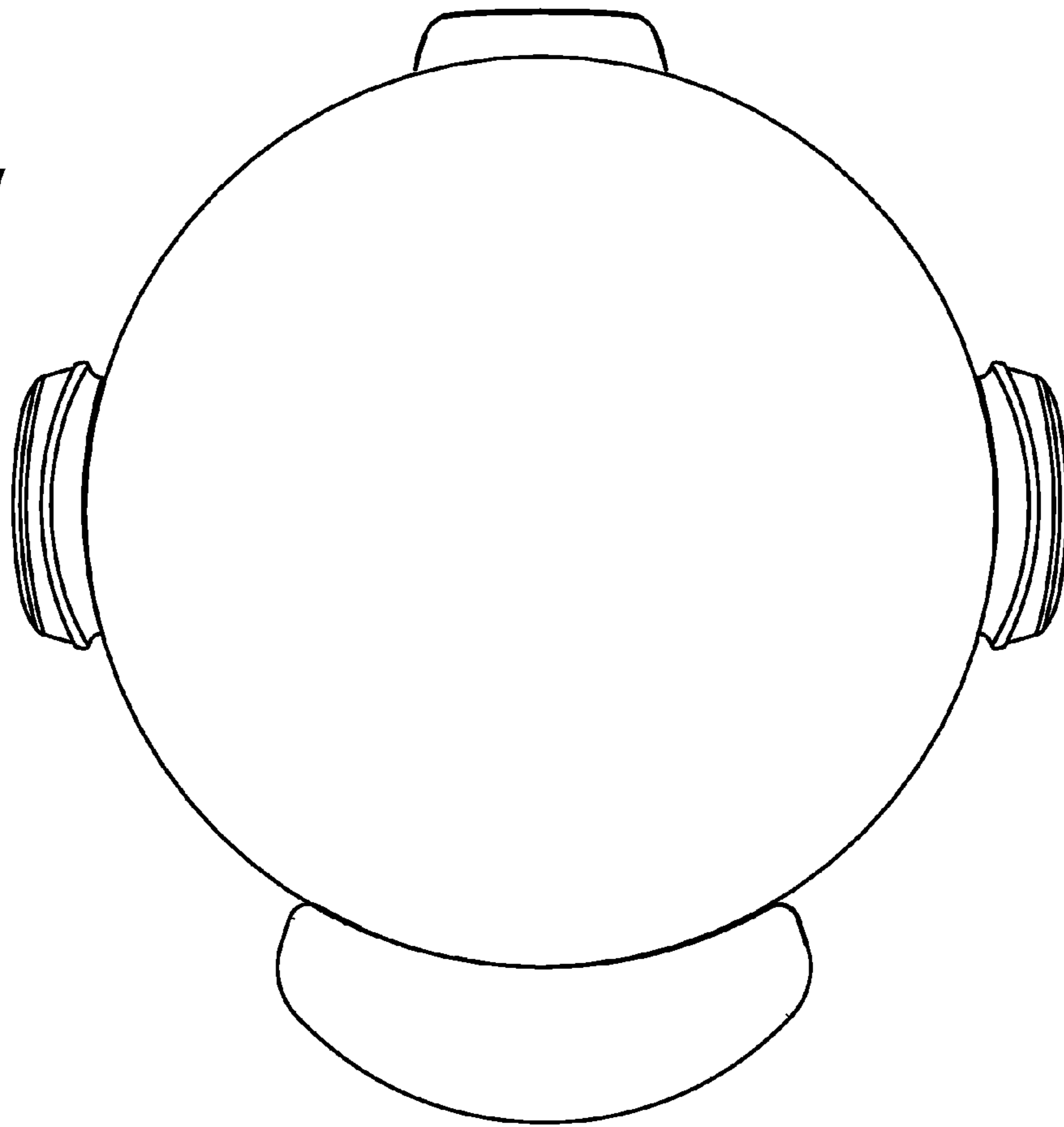


FIG. 8

