



US00D626711S

(12) **United States Design Patent**
Kaminer et al.

(10) **Patent No.:** **US D626,711 S**

(45) **Date of Patent:** **** *Nov. 2, 2010**

(54) **SHAGGY FABRIC STEAM POCKET FOR A STEAM APPLIANCE**

(75) Inventors: **Brian Kaminer**, Harrison, NY (US);
Charles A. Boulos, Milford, MA (US);
James N. Lewiecki, Essex, MA (US);
Kathleen V. Jones, Somerville, MA (US);
Ognjen Vrdoljak, Laval (CA)

(73) Assignee: **Euro-Pro Operating LLC**, Newton, MA (US)

(*) Notice: This patent is subject to a terminal disclaimer.

(**) Term: **14 Years**

(21) Appl. No.: **29/335,592**

(22) Filed: **Apr. 17, 2009**

(51) **LOC (9) Cl.** **04-01**

(52) **U.S. Cl.** **D32/40; D32/50**

(58) **Field of Classification Search** D32/40,
D32/50, 51; 15/116.2, 119.2, 146, 147.1,
15/147.2, 176.1, 208, 209.1, 220.1, 228,
15/229.3, 229.8, 231

See application file for complete search history.

(56) **References Cited**

U.S. PATENT DOCUMENTS

1,420,180	A	6/1922	Frederick	
1,643,637	A	9/1927	Chadwick	
D185,727	S	7/1959	Yamen et al.	
2,929,087	A *	3/1960	Salmon	15/229.8
3,066,344	A	12/1962	Borras et al.	
D206,748	S *	1/1967	Mabie et al.	D32/50
3,593,359	A *	7/1971	Strauss	15/229.8
3,792,505	A	2/1974	Saltzstein	
D245,473	S	8/1977	Heninger	
4,685,167	A *	8/1987	Murray	15/228
D302,058	S	7/1989	Brooks	
5,177,831	A	1/1993	Wirth	
D358,238	S *	5/1995	Barnett	D32/50
5,455,980	A *	10/1995	Buchanan	15/228

D384,209	S	9/1997	Driggers	
D391,715	S *	3/1998	Irwin et al.	D32/50
D426,039	S	5/2000	Tintelnot et al.	
D427,401	S	6/2000	Kunkler	
D435,948	S	1/2001	Long	
D460,232	S	7/2002	Weihrauch	
D471,334	S	3/2003	Reede	
6,651,290	B2	11/2003	Kingry et al.	
D518,935	S *	4/2006	Leitch et al.	D32/50
D525,877	S	8/2006	Wingfield	
D536,176	S	2/2007	Ramirez	
D544,667	S	6/2007	Nelson et al.	

(Continued)

FOREIGN PATENT DOCUMENTS

EP 1704808 A1 9/2006

Primary Examiner—Nanda Bondade

(74) *Attorney, Agent, or Firm*—Wolf, Greenfield & Sacks, P.C.

(57) **CLAIM**

The ornamental design for a shaggy fabric steam pocket for a steam appliance, as shown and described.

DESCRIPTION

FIG. 1 is a top perspective view of a shaggy fabric steam pocket for a steam appliance showing our new design;

FIG. 2 is a top plan view thereof;

FIG. 3 is a bottom plan view thereof;

FIG. 4 is a rear elevational view thereof;

FIG. 5 is a front elevational view thereof;

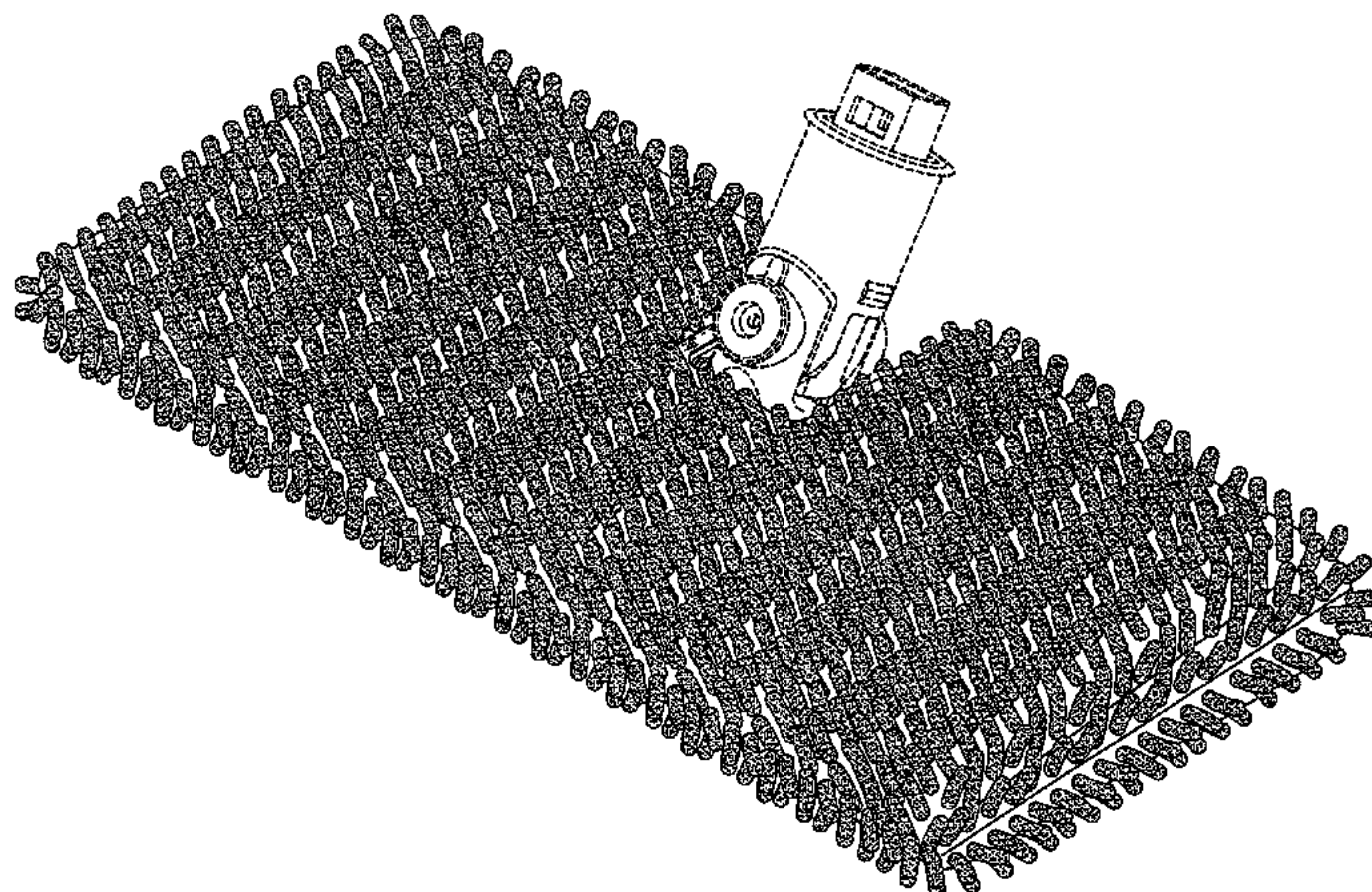
FIG. 6 is a right side view thereof;

FIG. 7 is a left side view thereof; and,

FIG. 8 is a reduced front perspective view of the shaggy fabric steam pocket of FIG. 1 installed on a steam mop.

The broken line showing on the drawing disclosure is for illustrative purposes only and forms no part of the claimed design.

1 Claim, 7 Drawing Sheets



US D626,711 S

Page 2

U.S. PATENT DOCUMENTS						
			7,600,401	B2	10/2009	Rosenzweig
			D609,868	S	2/2010	Lane et al.
			D610,023	S	2/2010	Morlet et al.
			D610,320	S	2/2010	Wada et al.
			7,669,280	B2	3/2010	Rosenzweig
			D618,410	S	6/2010	Libman et al.
			2005/0229349	A1	10/2005	Foser
			2006/0143847	A1	7/2006	Vinson et al.
			2008/0189891	A1	8/2008	McLain
			2009/0255078	A1	10/2009	Wada et al.
			* cited by examiner			
D547,069	S	7/2007	Braithwaite et al.			
D549,415	S	8/2007	Trotter et al.			
D554,815	S	11/2007	Harper et al.			
D560,868	S	* 1/2008	So D32/40			
D575,918	S	8/2008	Rosenzweig et al.			
7,437,797	B2	10/2008	Ptak et al.			
D589,221	S	3/2009	Wada et al.			
D592,406	S	5/2009	Gallardo			
7,540,056	B2	6/2009	Dotterman et al.			
D599,518	S	9/2009	Vrdoljak			

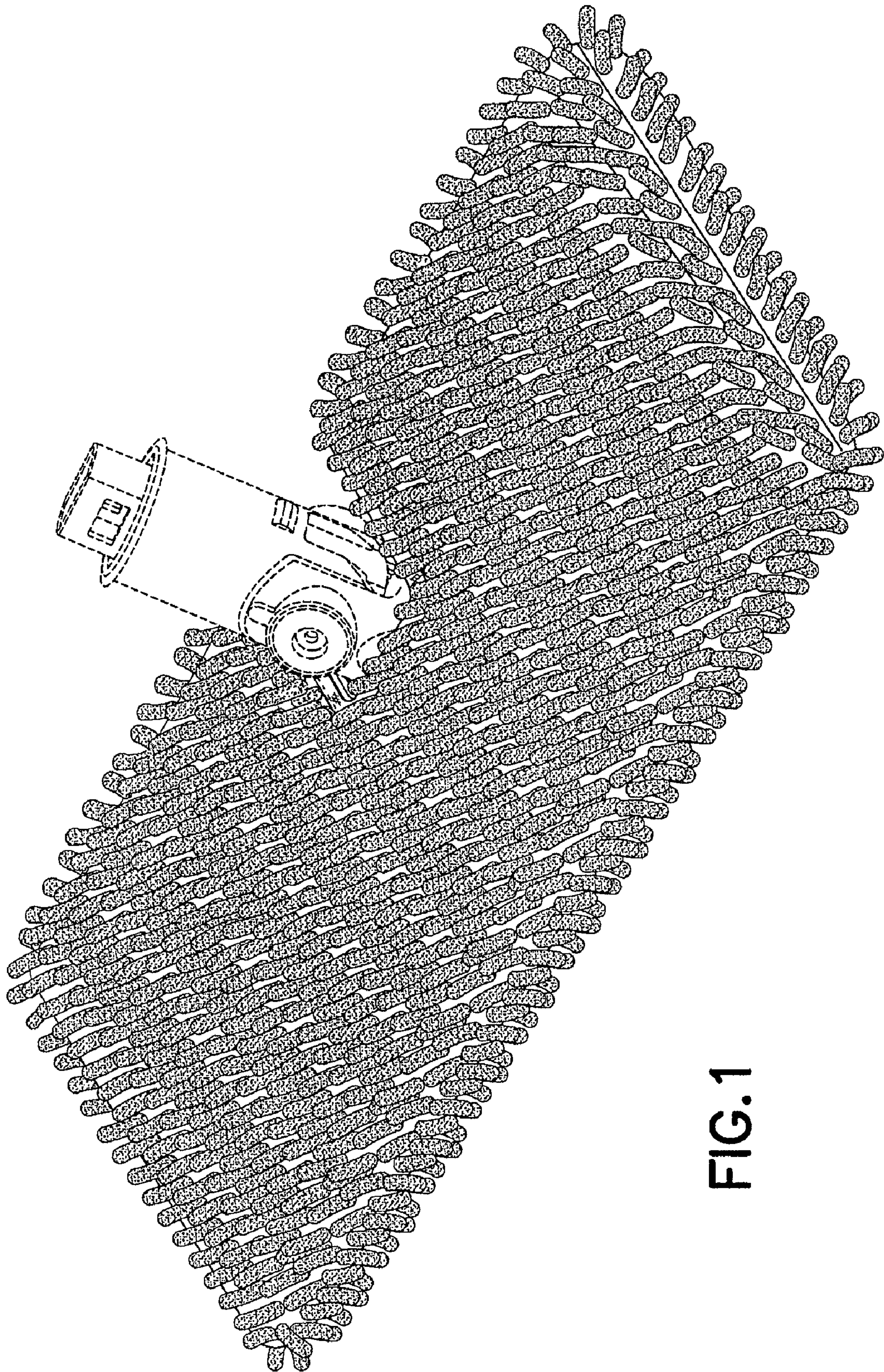


FIG. 1

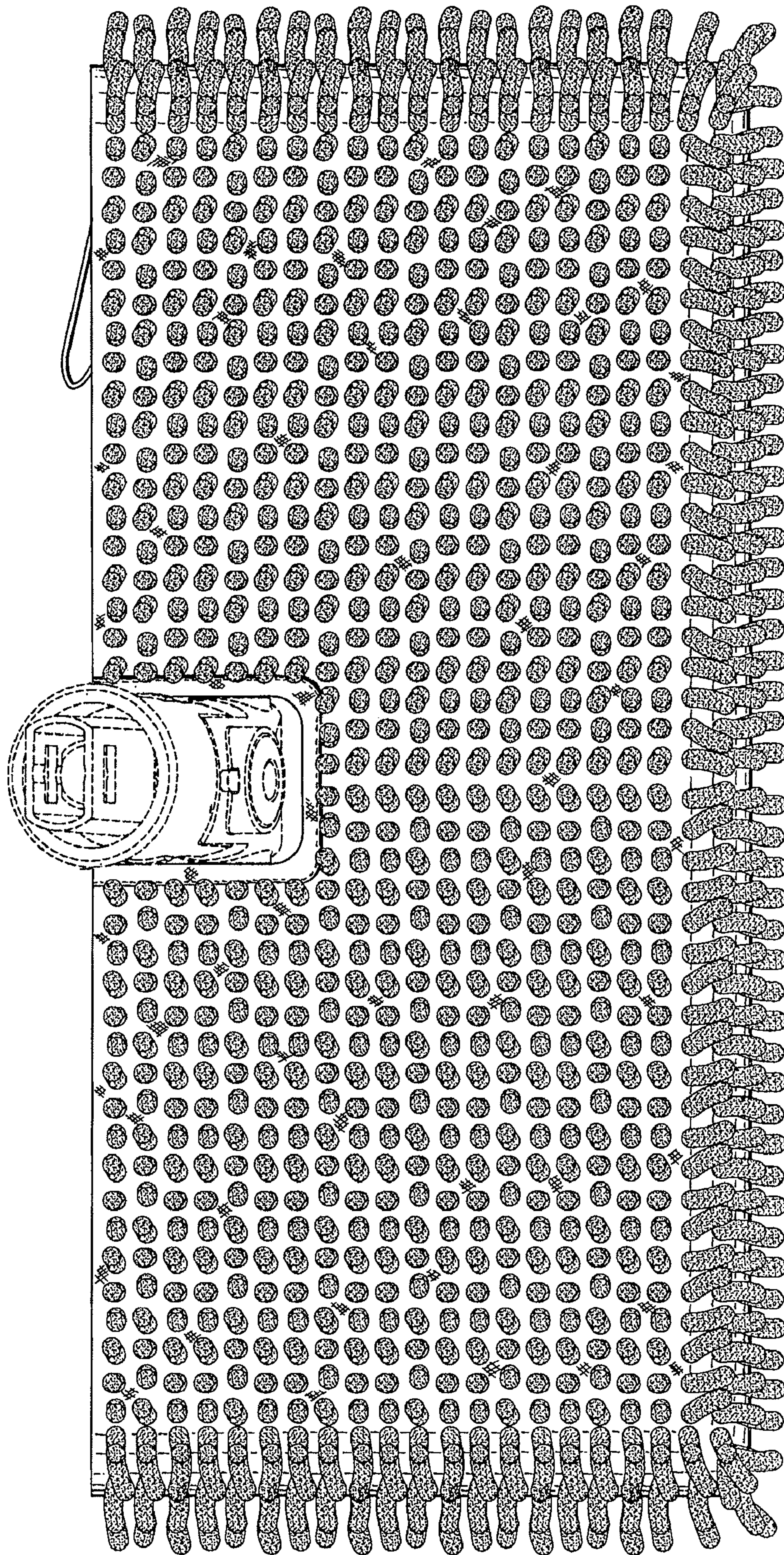


FIG.2

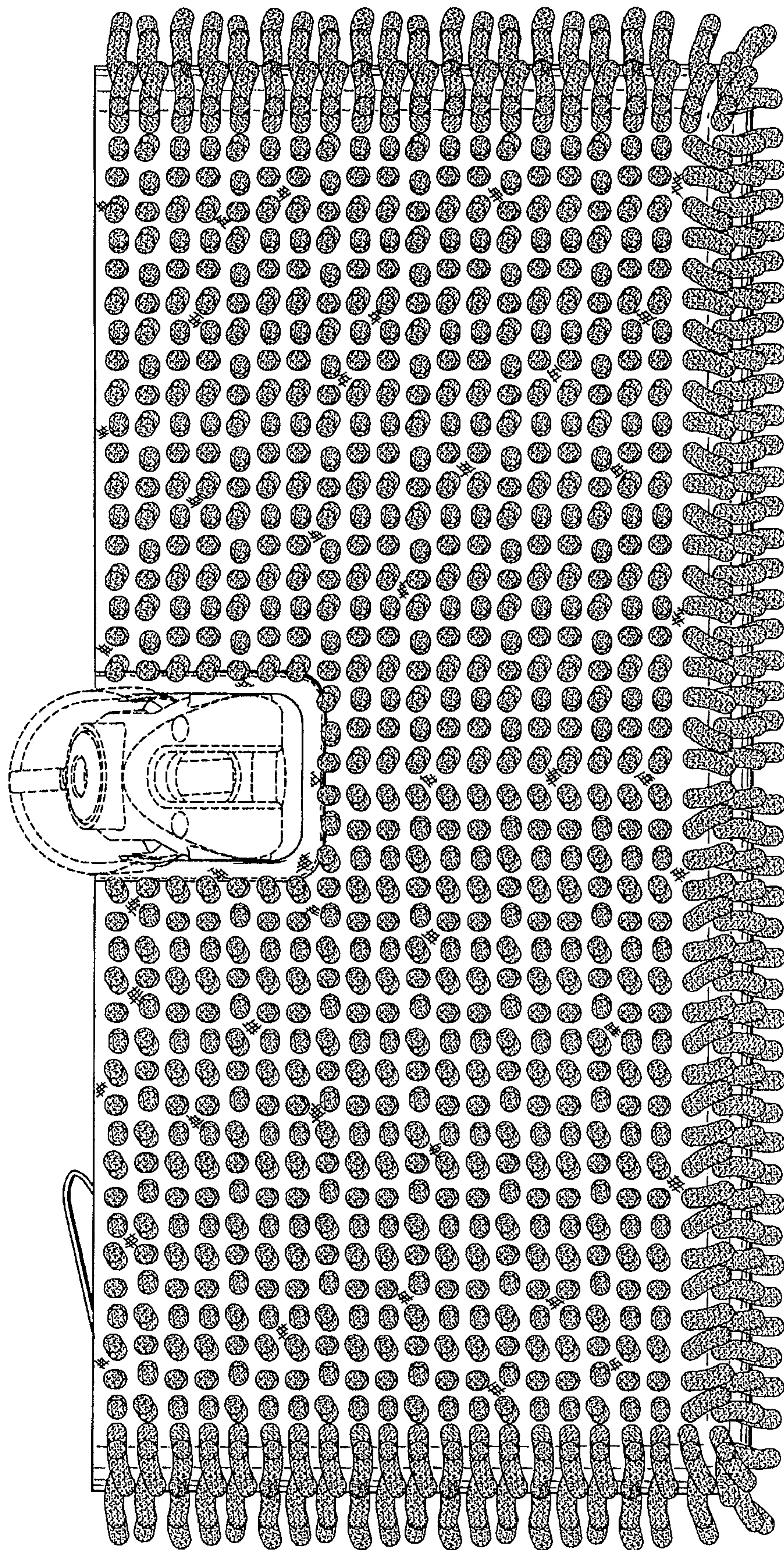


FIG. 3

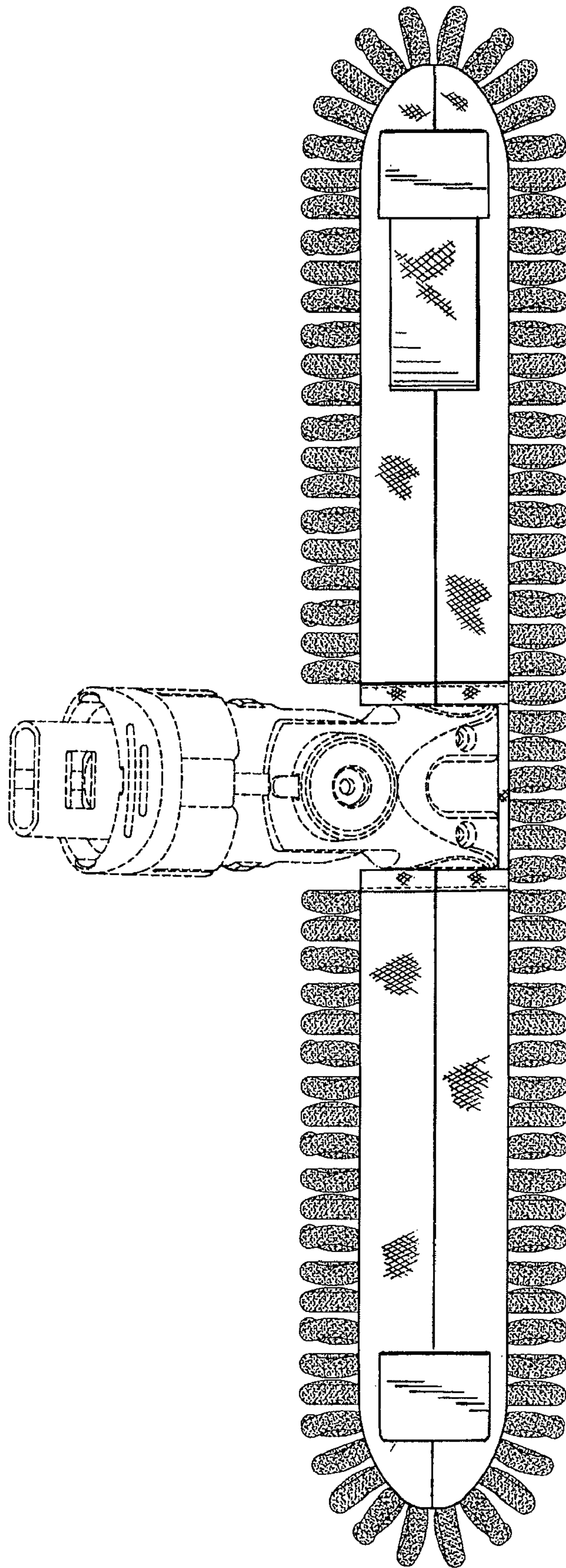


FIG.4

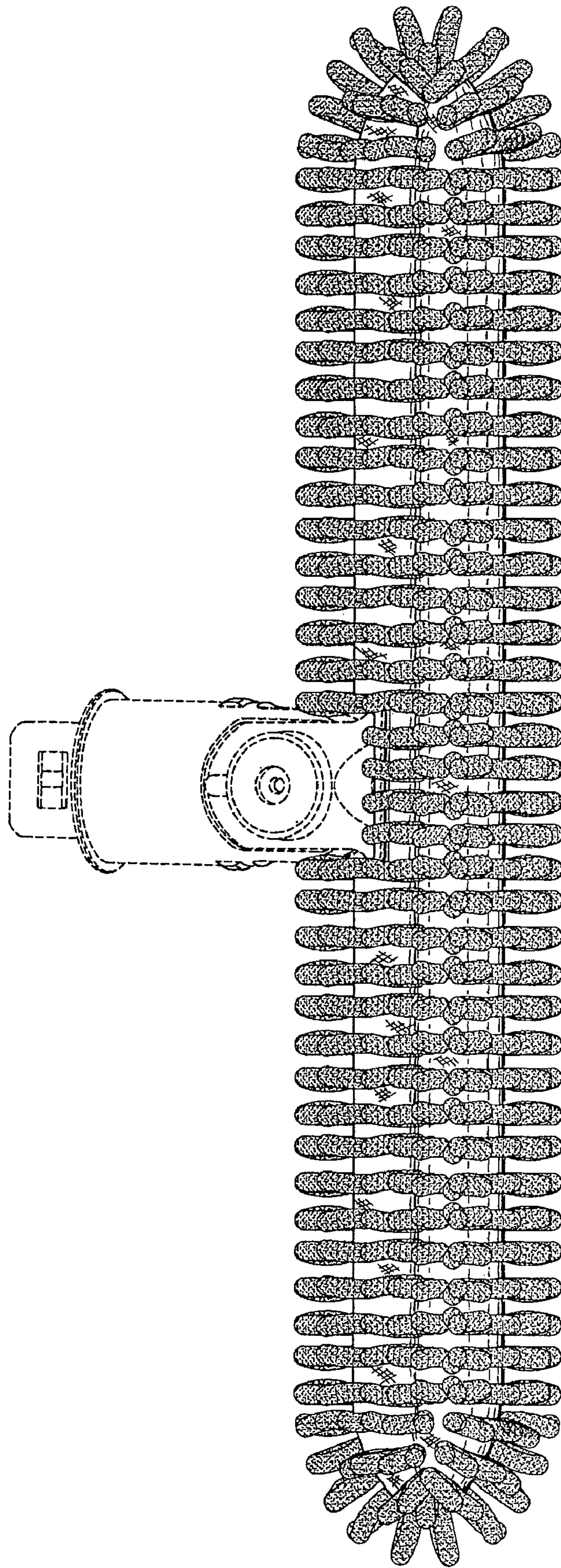


FIG. 5

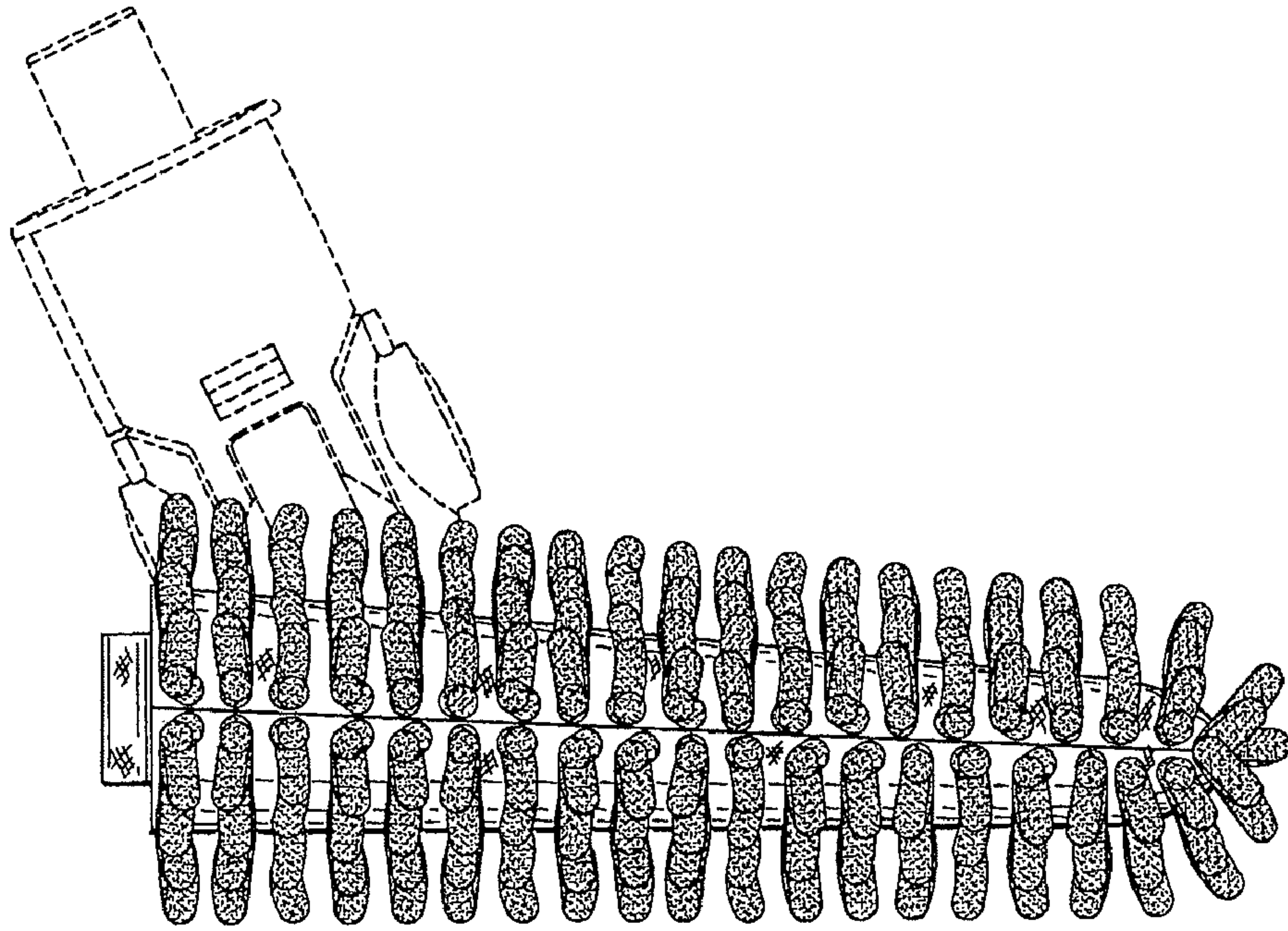


FIG. 6

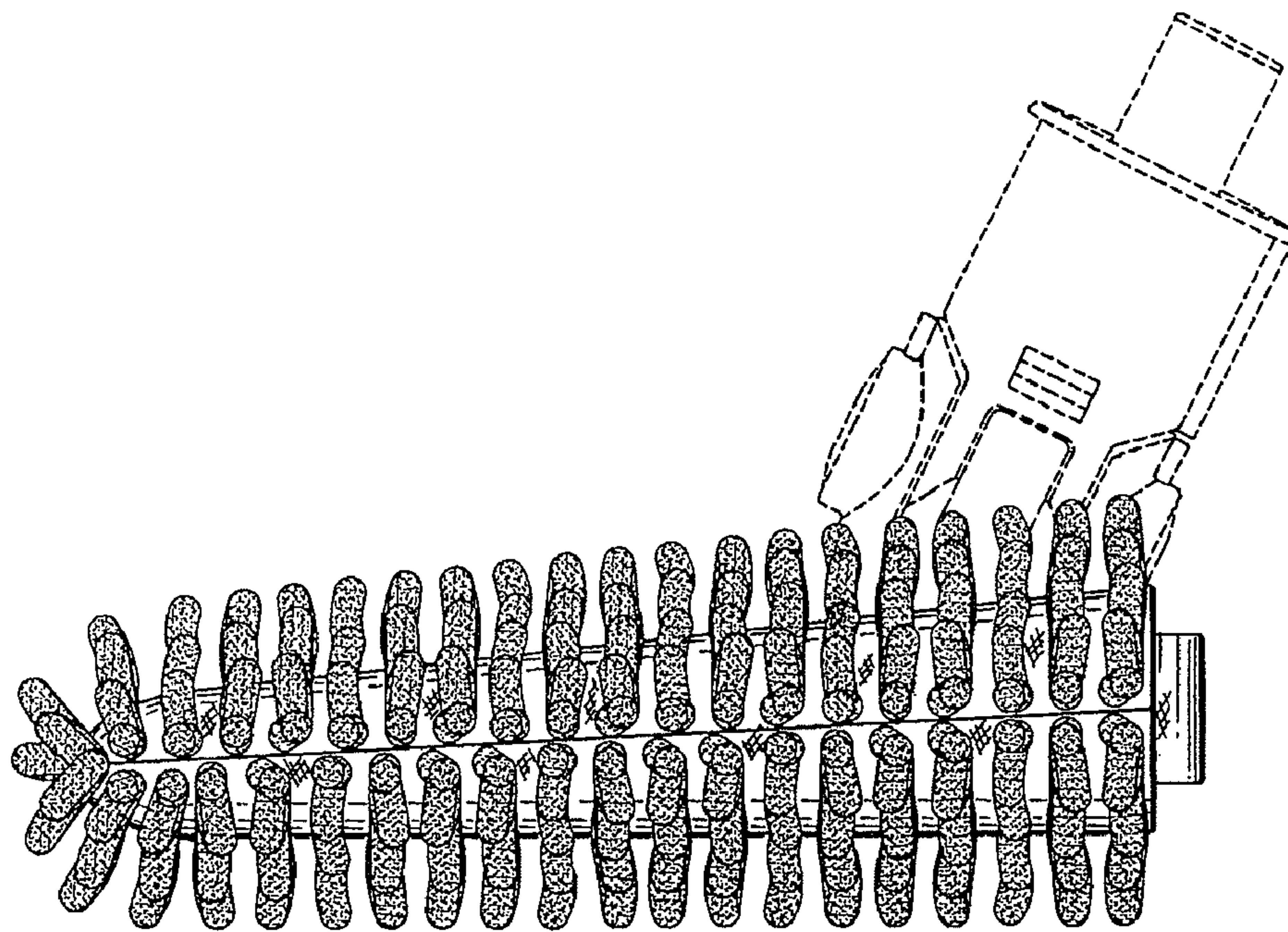


FIG. 7

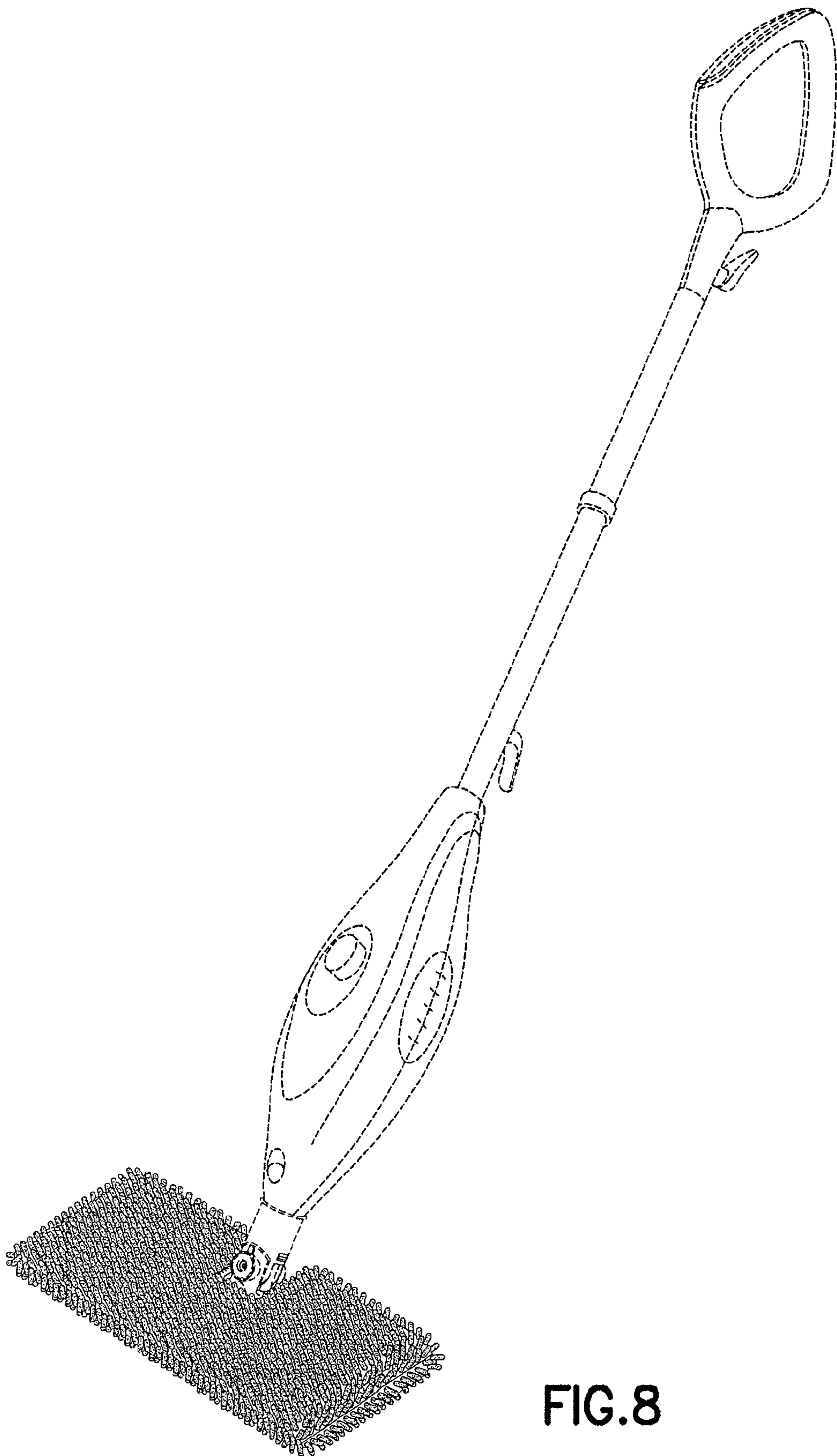


FIG.8