



US00D626689S

(12) **United States Design Patent**  
**Shyu**

(10) **Patent No.:** **US D626,689 S**

(45) **Date of Patent:** **\*\* Nov. 2, 2010**

(54) **HAIR CLIP**

(76) Inventor: **Shyh-Ming Shyu**, No. 119, Lane 234,  
Chengbei Road, Tainan City (TW)

(\*\*) Term: **14 Years**

(21) Appl. No.: **29/361,636**

(22) Filed: **May 13, 2010**

(51) **LOC (9) Cl.** ..... **28-03**

(52) **U.S. Cl.** ..... **D28/41**

(58) **Field of Classification Search** ..... D28/21-34,  
D28/39-43; 132/101, 126, 128-131, 144,  
132/148, 219, 275-284; D19/34, 65; D6/320,  
D6/322, 324; D11/120, 184; 428/4, 5, 9,  
428/12, 32

See application file for complete search history.

(56) **References Cited**

**U.S. PATENT DOCUMENTS**

901,763 A \* 10/1908 Wilcox ..... 132/106  
D50,668 S \* 4/1917 Steiner ..... D28/41  
2,669,239 A \* 2/1954 Smith ..... 132/281  
D178,334 S \* 7/1956 Behr ..... D28/41  
D179,754 S \* 2/1957 Behr ..... D28/41

D267,398 S \* 12/1982 Wortock ..... D11/120  
D300,675 S \* 4/1989 Sacher ..... D28/41  
D317,733 S \* 6/1991 Cheng ..... D11/184  
5,372,151 A \* 12/1994 Kuo ..... 132/200  
5,379,782 A \* 1/1995 Tabb ..... 132/275

\* cited by examiner

*Primary Examiner*—Janice E Seeger

*Assistant Examiner*—Zenia I Bennett

(74) *Attorney, Agent, or Firm*—Banger Shia

(57) **CLAIM**

The ornamental design for a hair clip, as shown.

**DESCRIPTION**

FIG. 1 is a perspective view of a hair clip showing my new design thereof;

FIG. 2 is a front elevational view thereof;

FIG. 3 is a rear elevational view thereof;

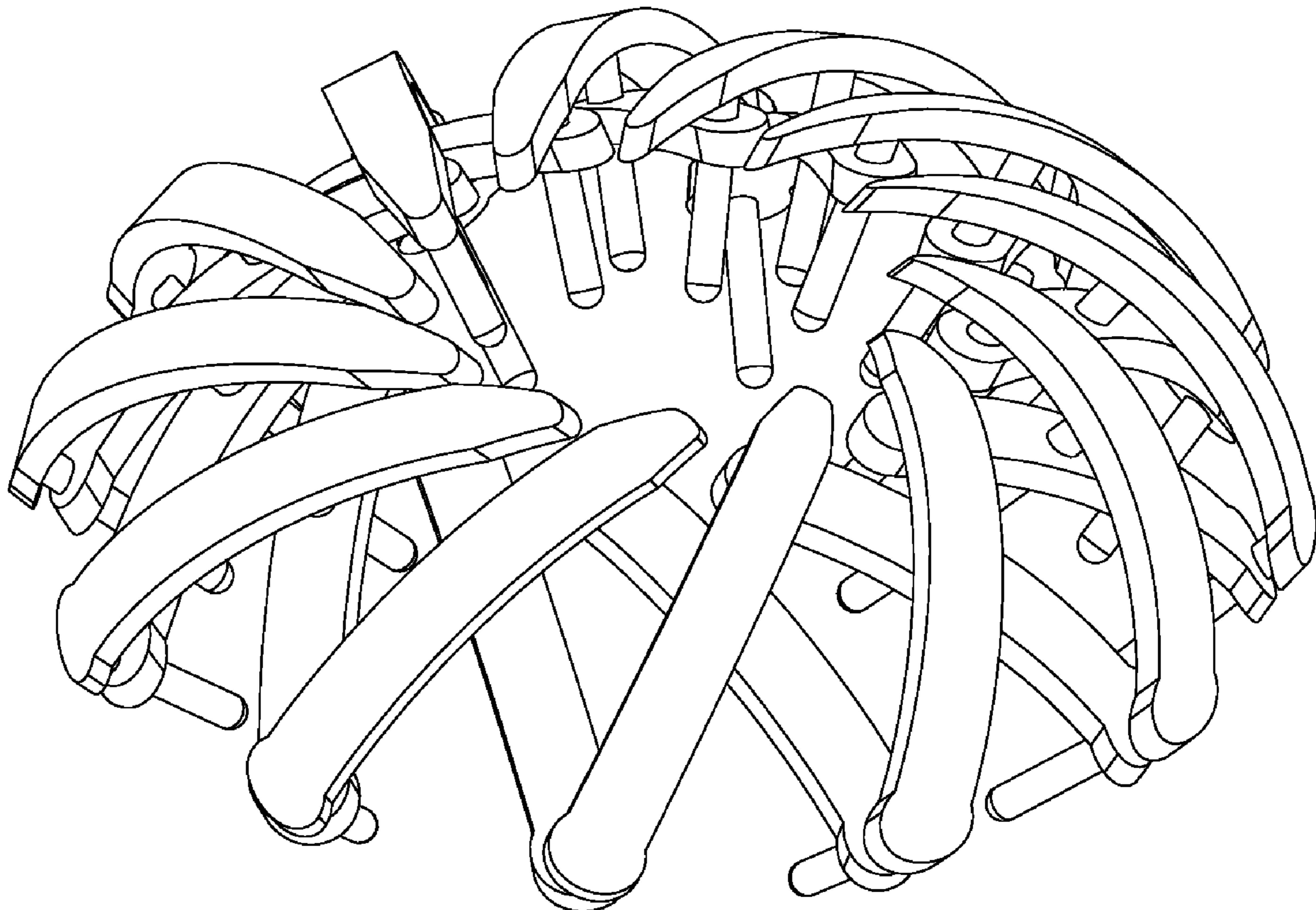
FIG. 4 is a left side elevational view thereof;

FIG. 5 is a right side elevational view thereof;

FIG. 6 is a top plan view thereof; and,

FIG. 7 is a bottom plan view thereof.

**1 Claim, 5 Drawing Sheets**



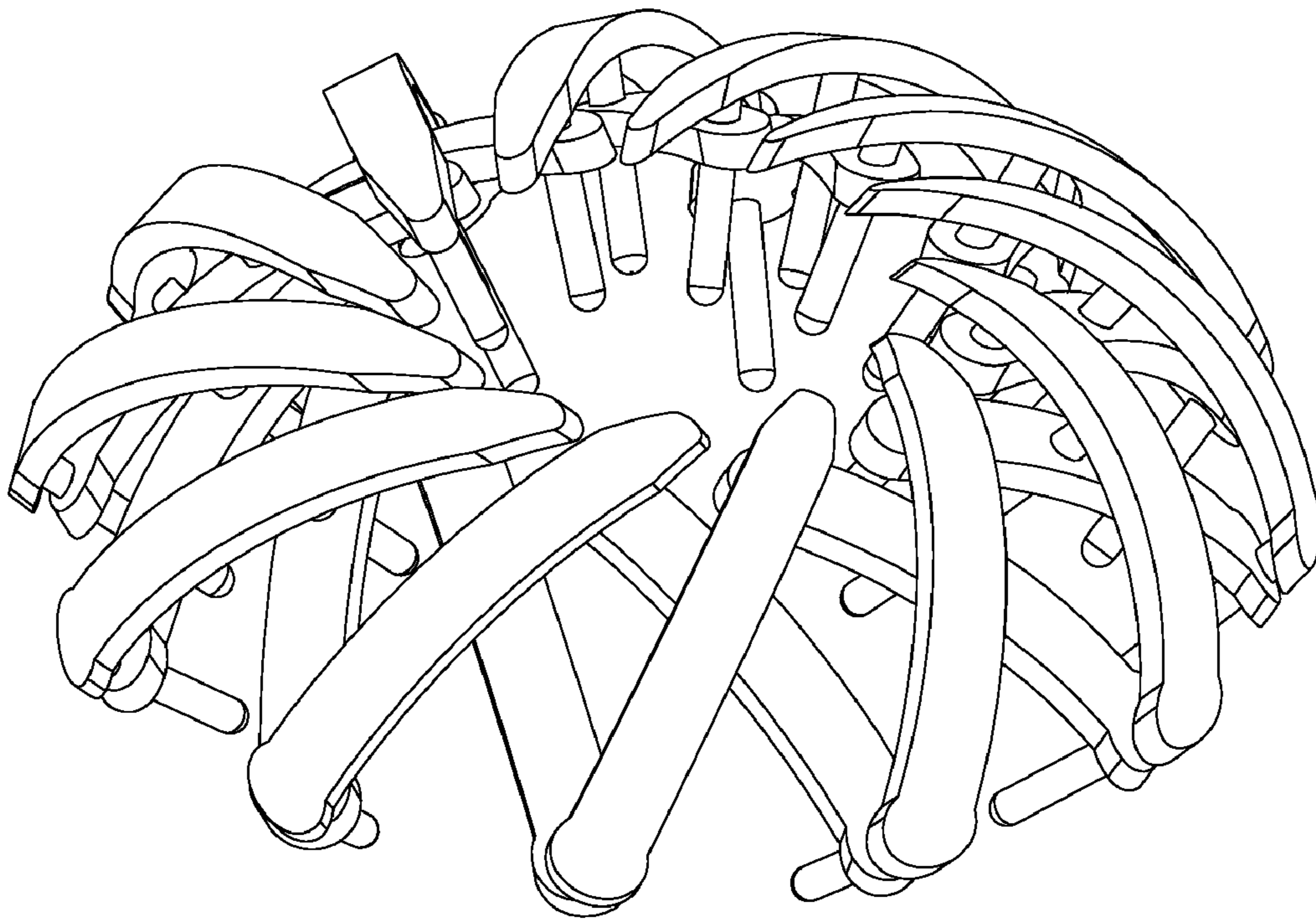


FIG. 1

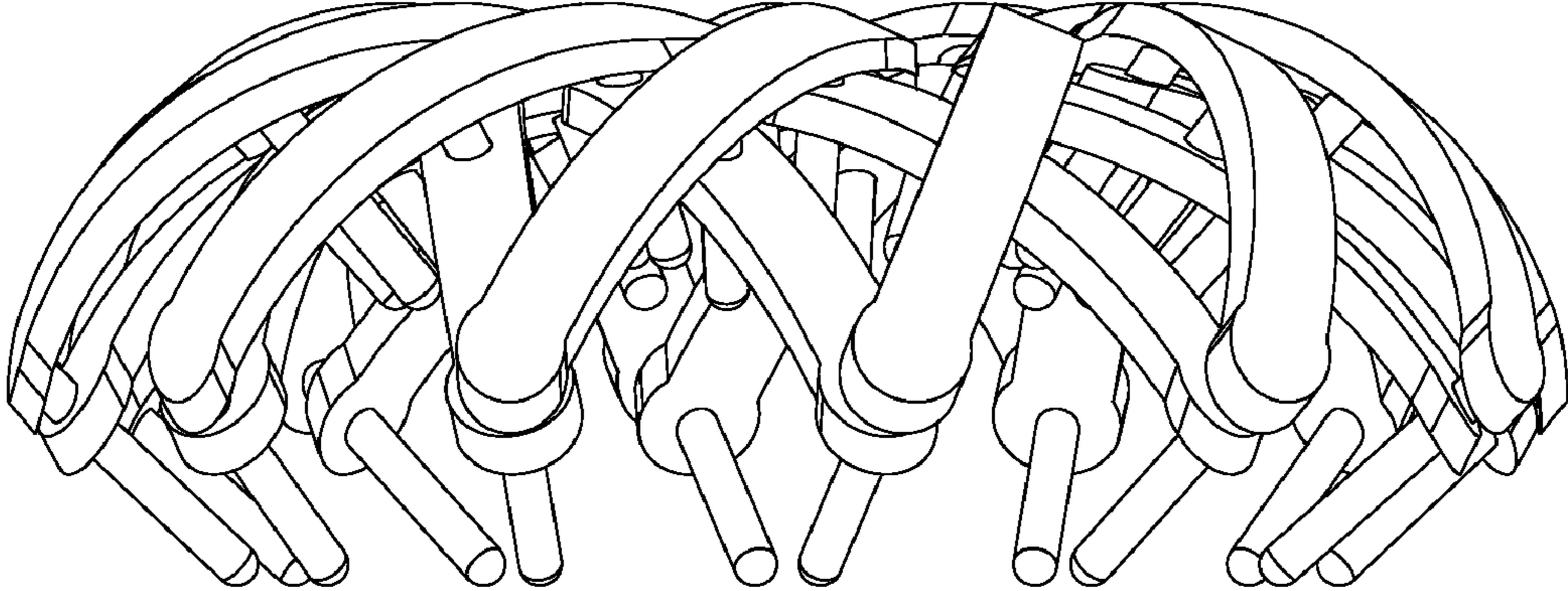


FIG. 2

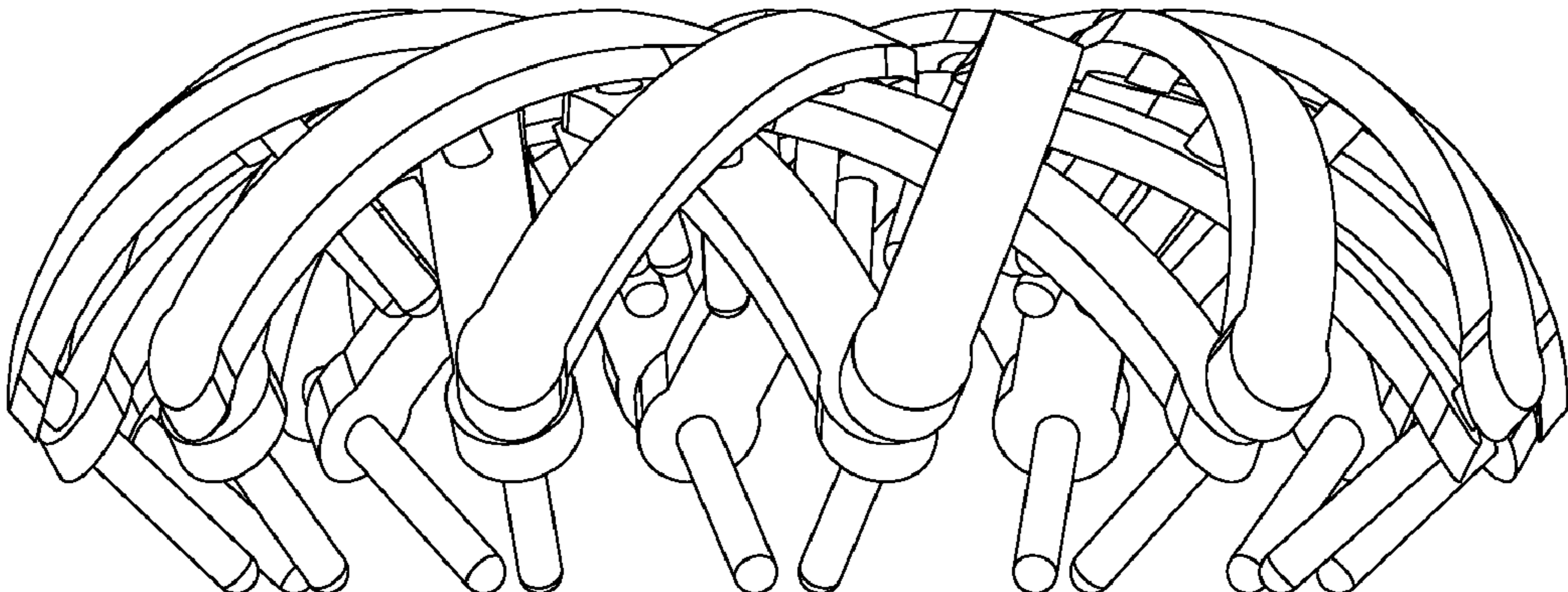


FIG. 3

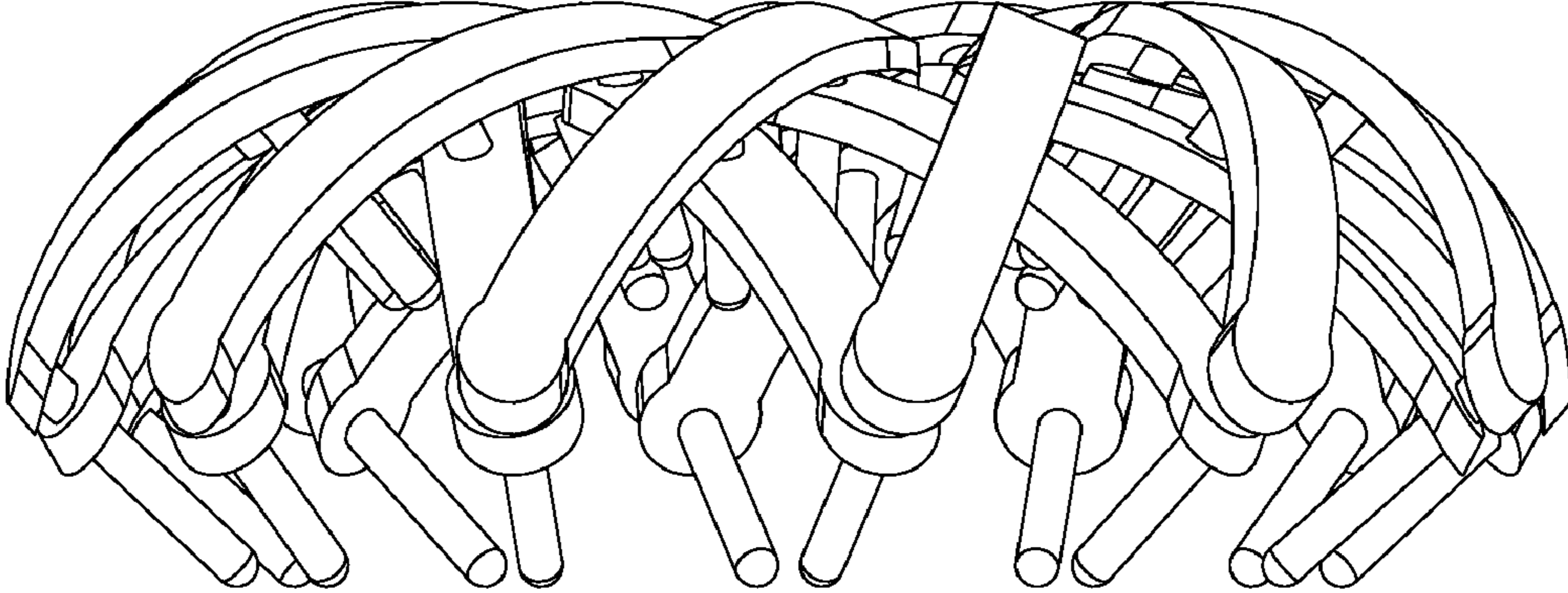


FIG. 4

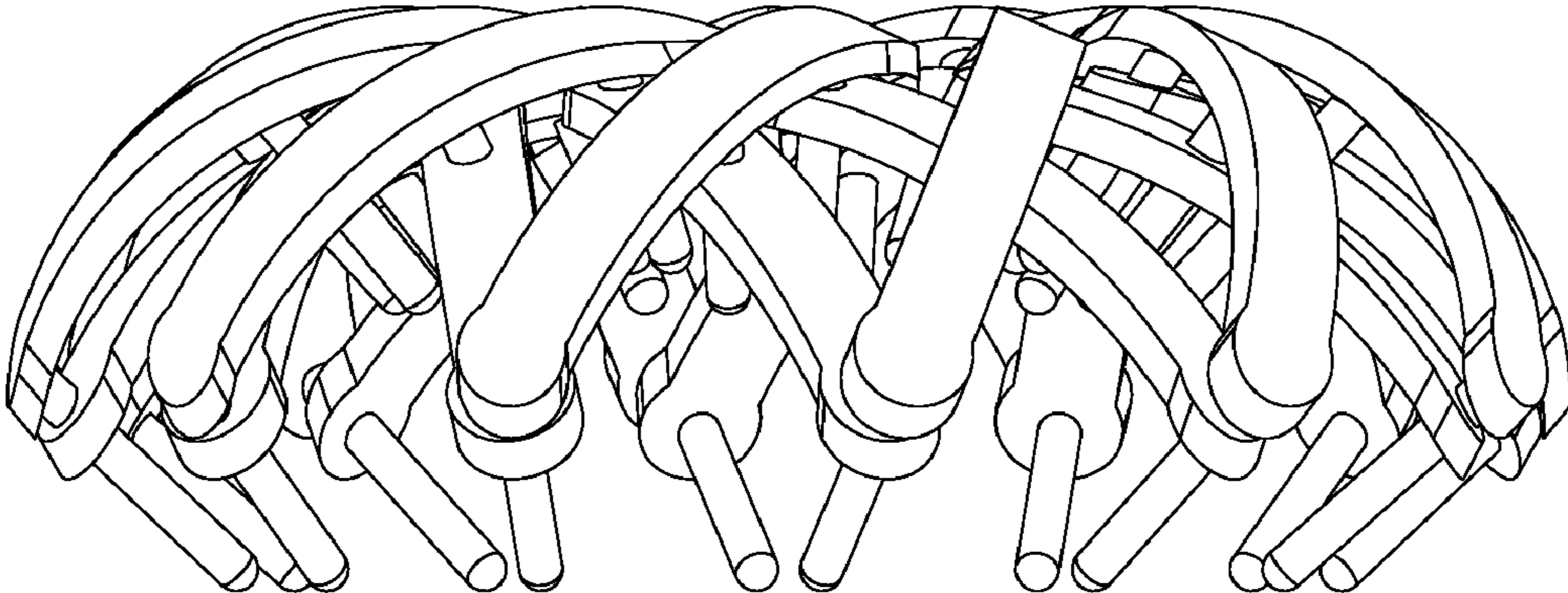


FIG. 5




FIG. 6




FIG. 7