



US00D626685S

(12) **United States Design Patent**  
**Gut**

(10) **Patent No.:** **US D626,685 S**

(45) **Date of Patent:** **\*\* Nov. 2, 2010**

(54) **ACCESSORY FOR A LAMP**

(75) Inventor: **Marek Gut**, Linz (AT)

(73) Assignee: **Swarovski Aktiengesellschaft**, Triesen (LI)

(\*\*) Term: **14 Years**

(21) Appl. No.: **29/365,650**

(22) Filed: **Jul. 13, 2010**

(30) **Foreign Application Priority Data**

May 26, 2010 (EM) ..... 001712175-0002

(51) **LOC (9) Cl.** ..... **26-99**

(52) **U.S. Cl.** ..... **D26/154**

(58) **Field of Classification Search** ..... D26/2,  
D26/118, 120, 129, 138, 63, 65, 128, 154,  
D26/119, 28, 155, 142, 121, 122, 152, 123,  
D26/124, 153, 130, 141, 92, 87, 93, 85, 145;  
D11/89, 90, 91, 92; 273/153 S, 160; 362/223,  
362/544, 240, 545; D9/529; D21/478, 479;  
D34/1; D7/509, 586; D13/134, 179, 180  
See application file for complete search history.

(56) **References Cited**

**U.S. PATENT DOCUMENTS**

D239,534 S \* 4/1976 Michaeli ..... D7/396.2  
D280,446 S \* 9/1985 Ishii ..... D26/130

D382,355 S \* 8/1997 Oetken et al. .... D26/2  
5,653,530 A \* 8/1997 Pittman ..... 362/307  
D457,257 S \* 5/2002 Hernandez et al. .... D26/2  
D515,728 S \* 2/2006 Yando ..... D26/153  
D517,240 S \* 3/2006 Yando ..... D26/142  
D556,360 S \* 11/2007 Yando ..... D26/87  
D572,862 S \* 7/2008 Mair ..... D26/154  
D576,349 S \* 9/2008 Mair ..... D26/154  
2004/0179376 A1 \* 9/2004 Chan et al. .... 362/806

\* cited by examiner

*Primary Examiner*—Cathron C Brooks

*Assistant Examiner*—Kevin K Rudzinski

(74) *Attorney, Agent, or Firm*—Wenderoth, Lind & Ponack, L.L.P.

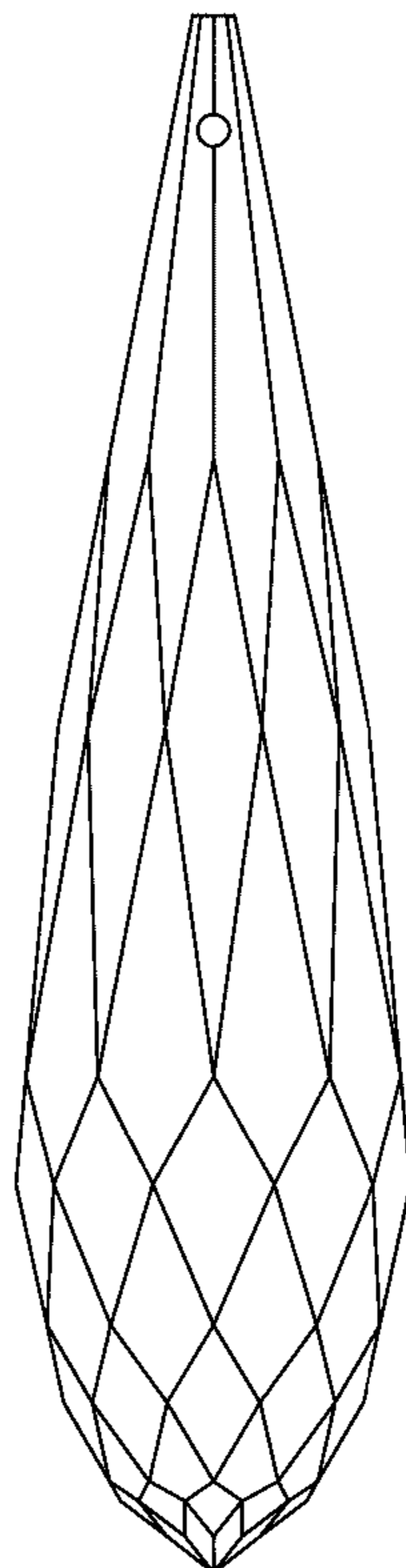
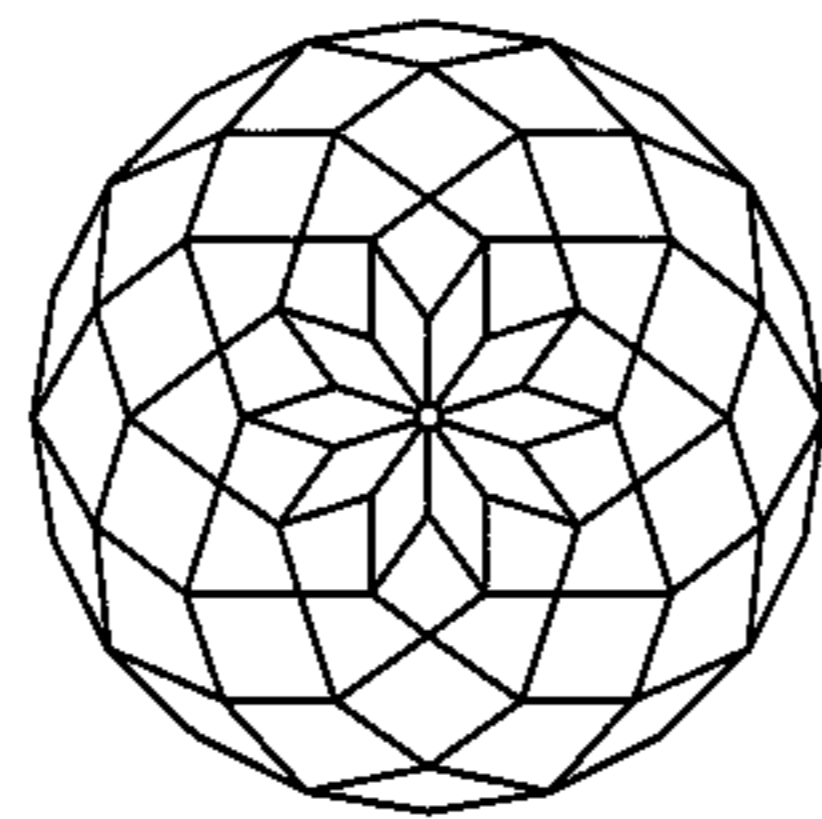
(57) **CLAIM**

The ornamental design for an accessory for a lamp, as shown and described.

**DESCRIPTION**

FIG. 1 is a bottom view of the invention;  
FIG. 2 is a right view of the invention;  
FIG. 3 is a front view of the invention;  
FIG. 4 is a left view of the invention;  
FIG. 5 is a rear view of the invention;  
FIG. 6 is a top view of the invention; and,  
FIG. 7 is a perspective view of the invention.

**1 Claim, 3 Drawing Sheets**



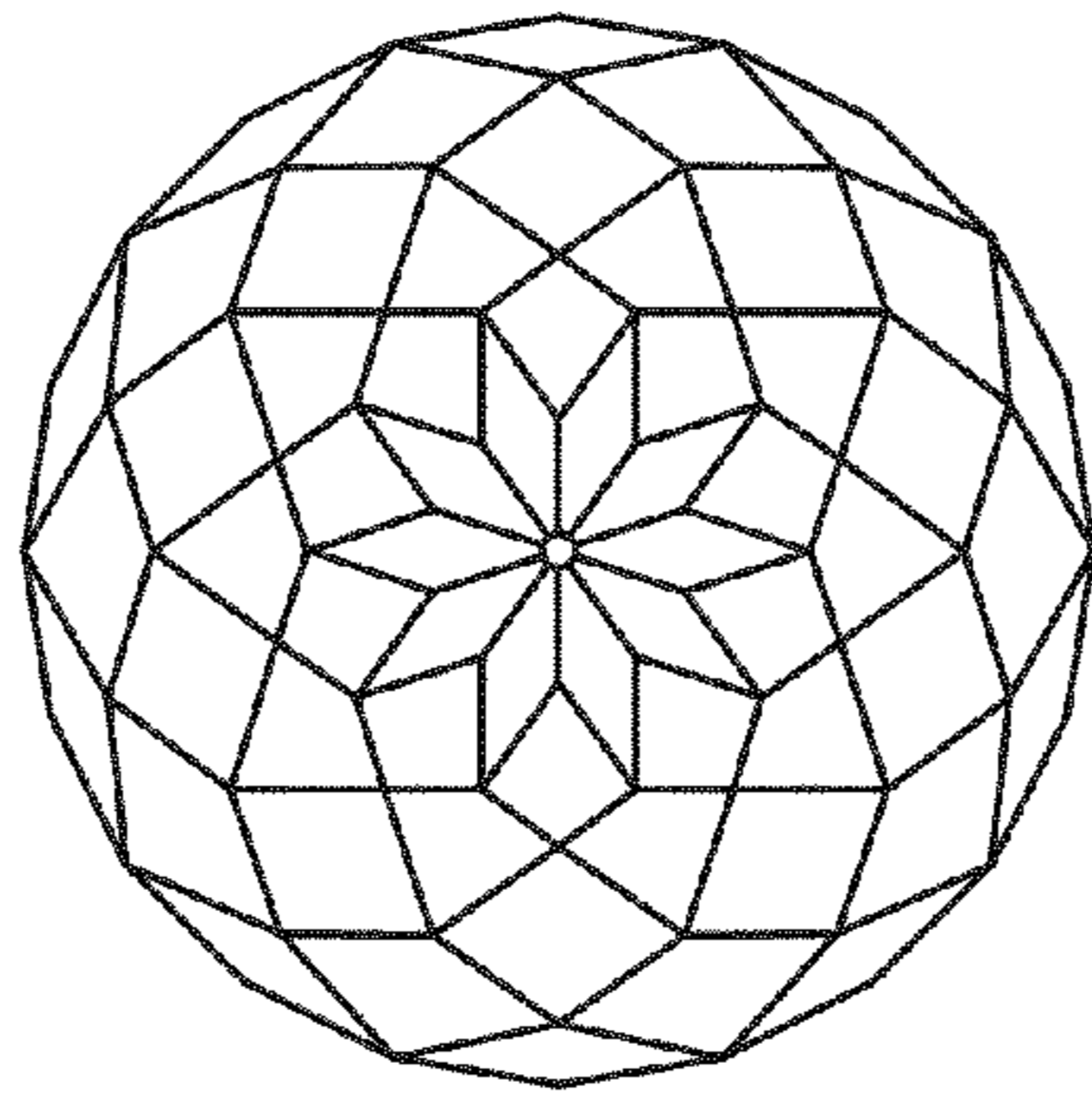


Fig. 1

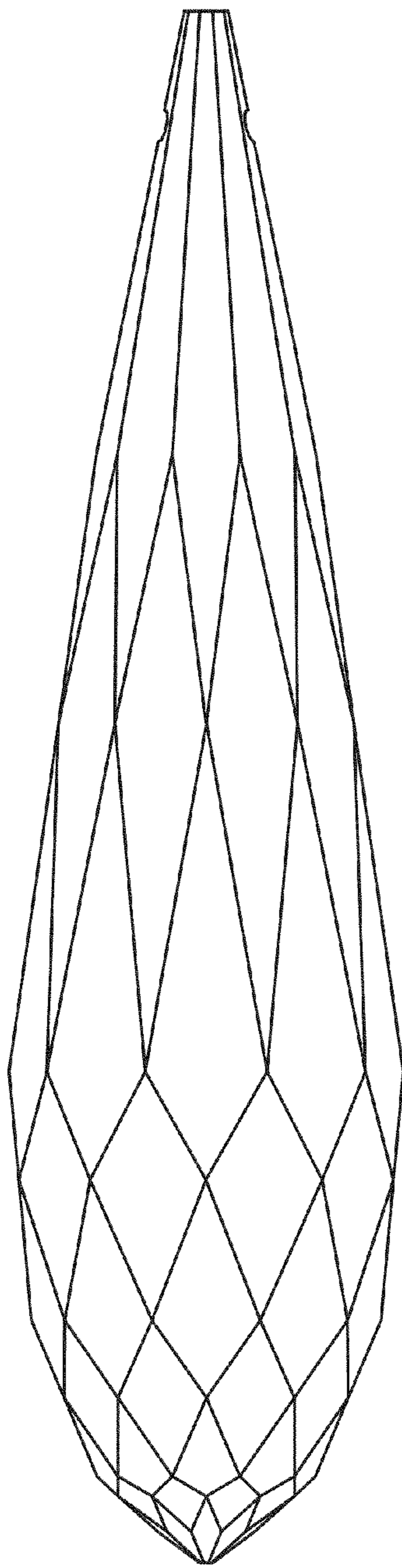


Fig. 2

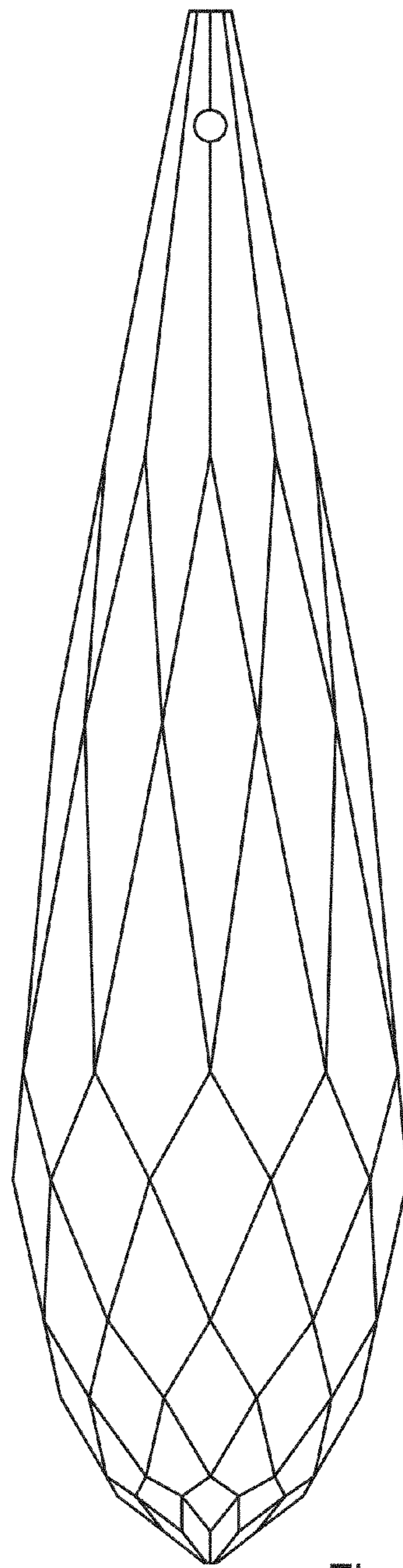


Fig. 3

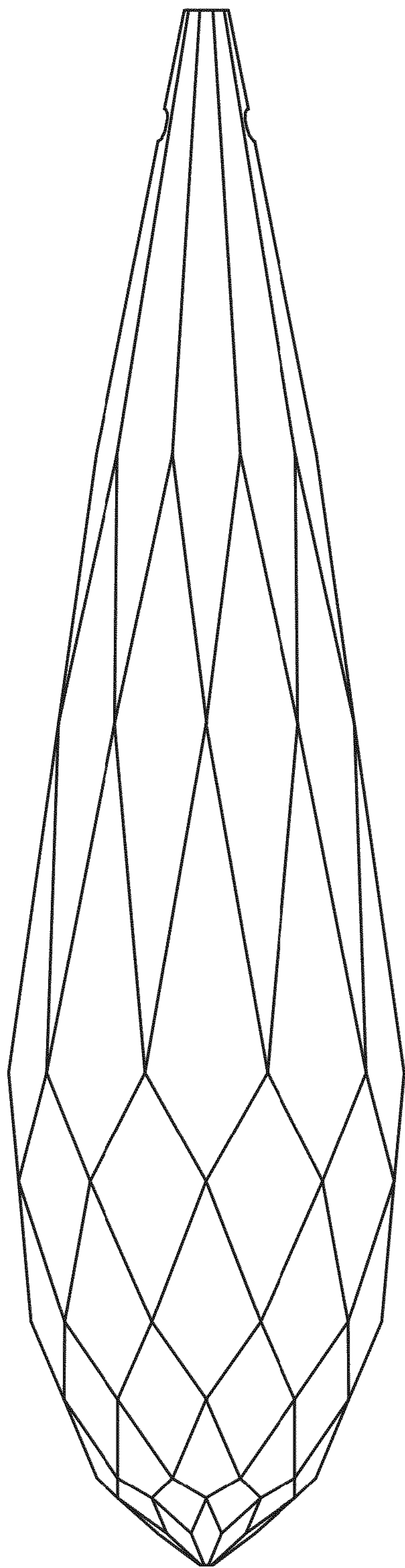


Fig. 4

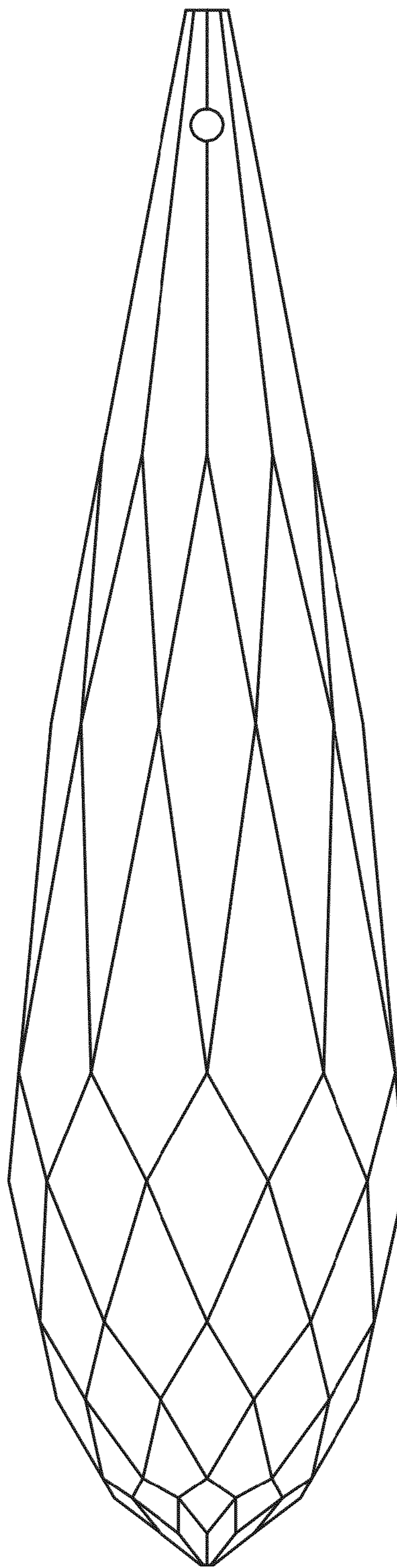


Fig. 5

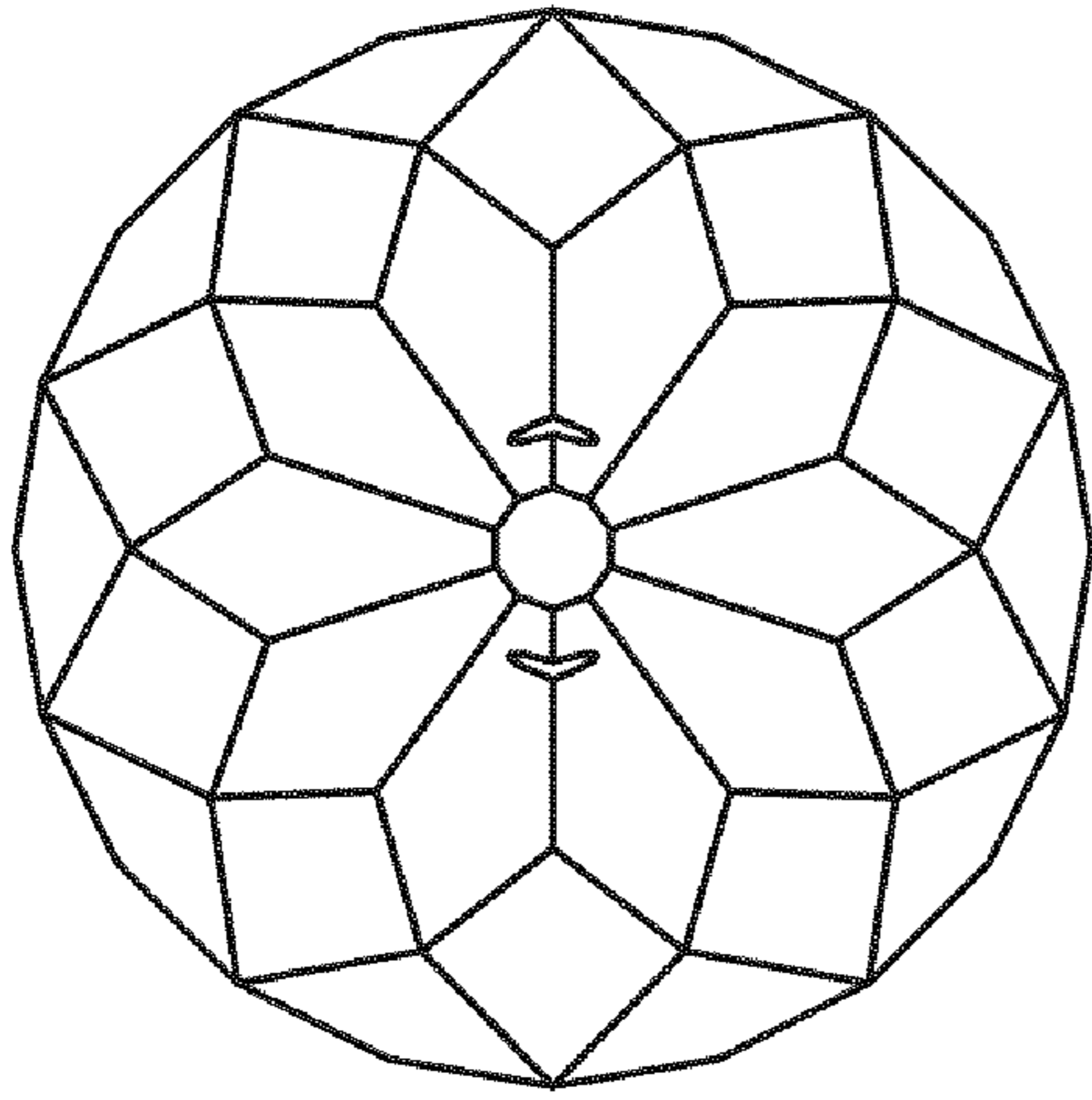


Fig. 6

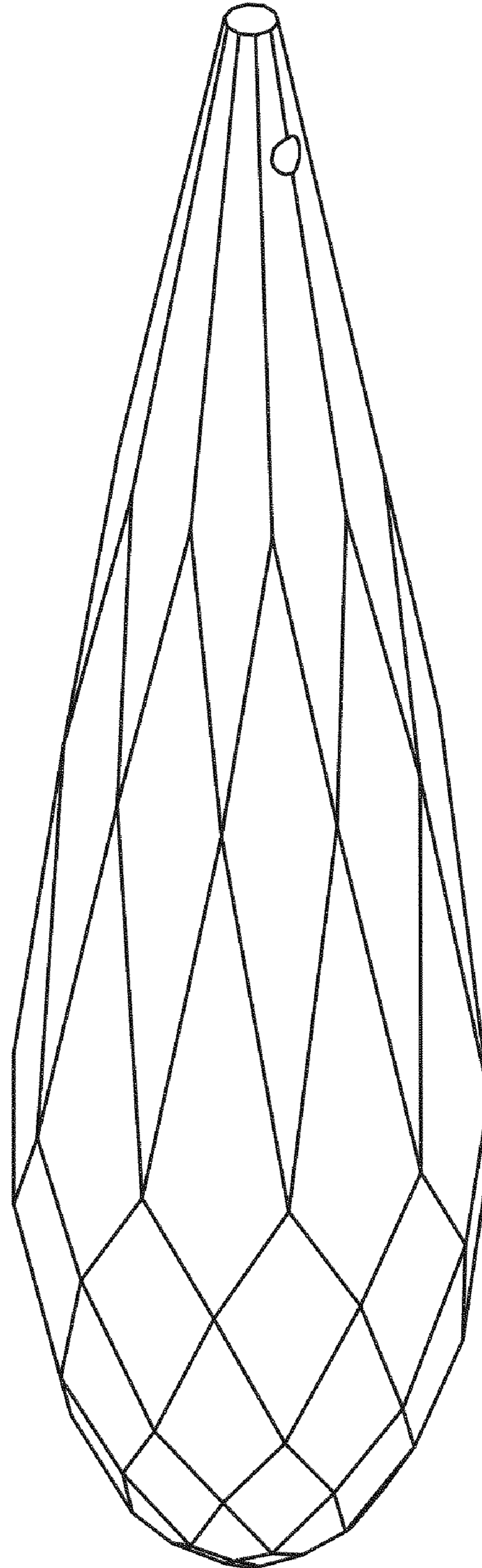


Fig. 7