



US00D626684S

(12) **United States Design Patent**
Schuyler et al.

(10) **Patent No.:** **US D626,684 S**
(45) **Date of Patent:** **** Nov. 2, 2010**

(54) **LIGHT FIXTURE TRIM**

(75) Inventors: **Andrew Schuyler**, Colchester, VT (US);
Roslyn Yando, Brainardsville, NY (US)

(73) Assignee: **Schonbek Worldwide Lighting Inc.**,
Plattsburgh, NY (US)

(**) Term: **14 Years**

(21) Appl. No.: **29/353,606**

(22) Filed: **Jan. 12, 2010**

(51) **LOC (9) Cl.** **26-99**

(52) **U.S. Cl.** **D26/154**

(58) **Field of Classification Search** D26/122,
D26/76, 52, 84, 85, 87, 67, 68, 69, 154, 155,
D26/152, 81, 128, 142, 144, 124, 116, 138,
D26/120, 60, 43, 24, 63, 72, 113, 71, 65,
D26/118, 61, 78, 51, 2, 119, 130, 140, 141;
D25/119, 138, 140; 362/147, 297, 84, 362,
362/376, 33, 240, 241, 294, 138, 153.1, 650,
362/257, 341, 351; D16/135; D5/62; D8/370;
160/332; 52/533; D11/79, 90, 9, 8; 431/289;
433/29, 30; D24/158, 209, 210; D13/134,
D13/179, 180; 257/712; 359/809

See application file for complete search history.

(56) **References Cited**

U.S. PATENT DOCUMENTS

528,241	A *	10/1894	Vedovelli	362/332
D42,098	S *	1/1912	Haley	D26/130
D197,857	S *	3/1964	Harper	D26/152
3,321,622	A *	5/1967	Wellhofer et al.	362/434
D209,075	S *	10/1967	Wellhofer	D26/152
3,533,139	A *	10/1970	Gomes et al.	24/703.1
D241,768	S *	10/1976	Schonbek	D26/154
5,109,325	A *	4/1992	Bayer et al.	362/433
D403,101	S *	12/1998	Bayer et al.	D26/118
5,921,668	A *	7/1999	Bayer	362/404
D468,480	S *	1/2003	Schuyler	D26/155
D499,837	S *	12/2004	Schonbek	D26/154
D522,167	S *	5/2006	Bayer	D26/142
D522,685	S *	6/2006	Bayer	D26/142

D522,687	S *	6/2006	Bayer	D26/154
D523,169	S *	6/2006	Schuyler et al.	D26/142
D523,579	S *	6/2006	Schuyler et al.	D26/142
D523,988	S *	6/2006	Schuyler et al.	D26/142
D523,989	S *	6/2006	Bayer	D26/154
D524,476	S *	7/2006	Schuyler et al.	D26/142
D528,244	S *	9/2006	Bayer et al.	D26/92
D530,041	S *	10/2006	Yando et al.	D26/154

(Continued)

Primary Examiner—Ian Simmons

Assistant Examiner—Kevin K Rudzinski

(74) *Attorney, Agent, or Firm*—Heslin Rothenberg Farley &
Mesiti P.C.

(57) **CLAIM**

The ornamental design for a light fixture trim, as shown and described.

DESCRIPTION

This application is related to commonly assigned, concurrently filed U.S. application Ser. No. 29/353,603, Ser. No. 29/353,604, and Ser. No. 29/353,605.

FIG. 1 is an isometric view of the light fixture trim of the present invention;

FIG. 2 is a front elevation view thereof;

FIG. 3 is a top plan view thereof;

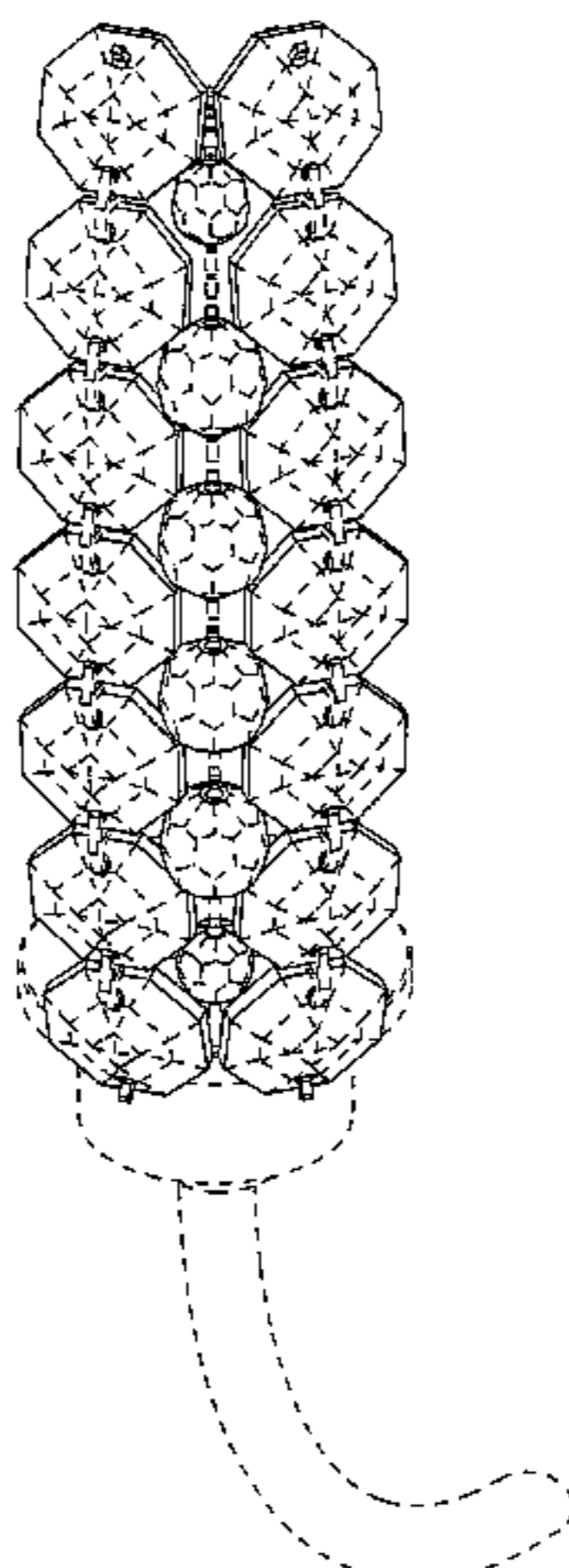
FIG. 4 is a bottom plan view thereof;

FIG. 5 is a right side elevation view thereof, the left side elevation view being a mirror image thereof; and,

FIG. 6 is a rear elevation view thereof.

The surface of the facets are included in the claimed design but the edges where the facets change planes are shown in broken line because they form no part of the claimed design. The broken lines shown in the drawings are for environmental purposes only and form no part of the claimed design.

1 Claim, 6 Drawing Sheets



US D626,684 S

Page 2

U.S. PATENT DOCUMENTS

D532,144 S *	11/2006	Bayer et al.	D26/88	D578,701 S *	10/2008	Schuyler et al.	D26/81
D536,471 S *	2/2007	Matons	D26/87	D580,095 S *	11/2008	Ly	D26/155
7,225,851 B2 *	6/2007	Schonbek et al.	160/332	D587,837 S *	3/2009	Schonbek et al.	D26/87
D558,390 S *	12/2007	Myers et al.	D26/152	D588,295 S *	3/2009	Schonbek et al.	D26/87
D560,020 S *	1/2008	Ly	D26/128	D606,233 S *	12/2009	Benghozi	D26/88
D560,306 S *	1/2008	Ly	D26/152	2006/0157207 A1 *	7/2006	Schonbek et al.	160/332
D568,530 S *	5/2008	Ly	D26/128	2008/0175010 A1 *	7/2008	Myers et al.	362/382

* cited by examiner

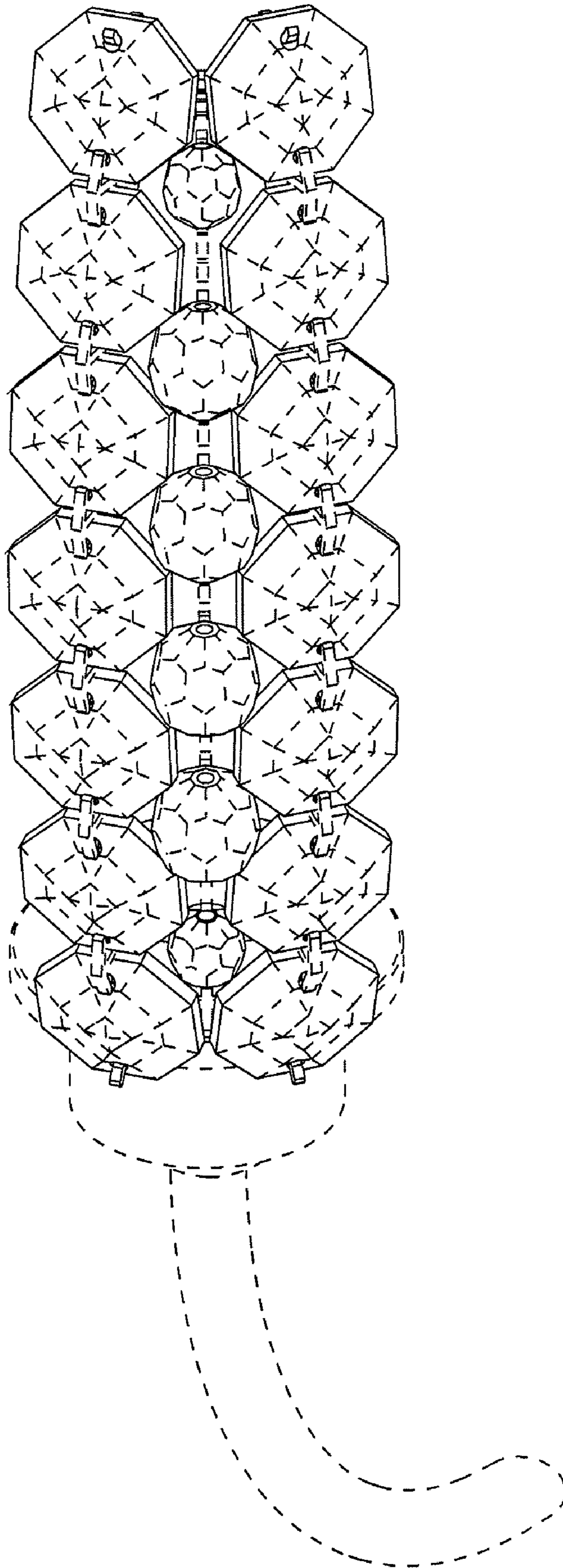


FIG. 1

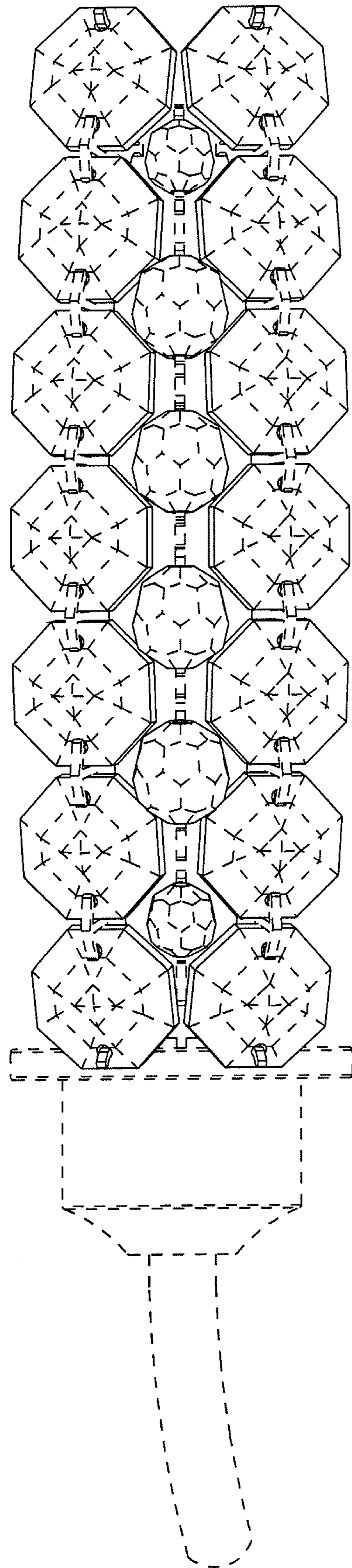


FIG. 2

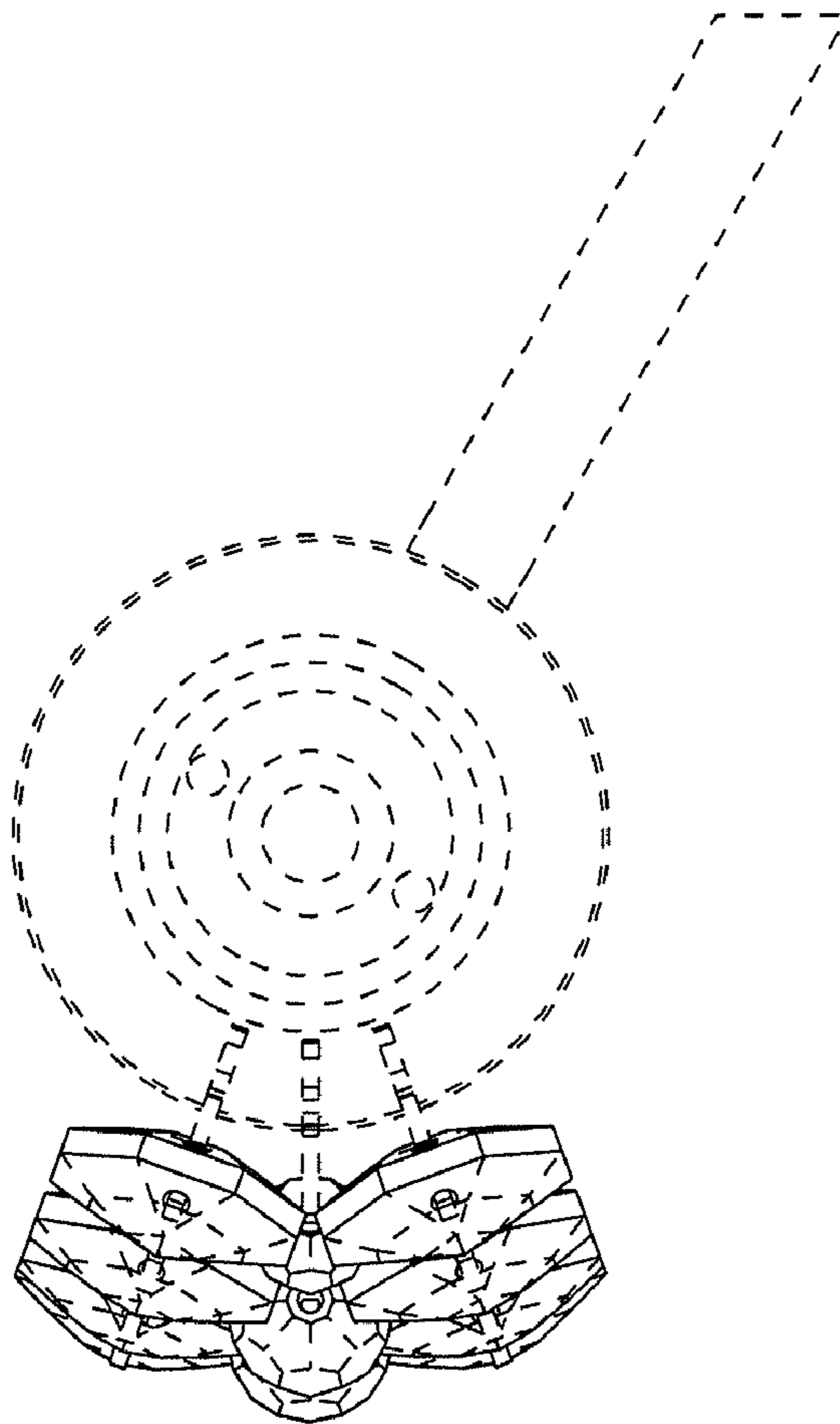


FIG. 3

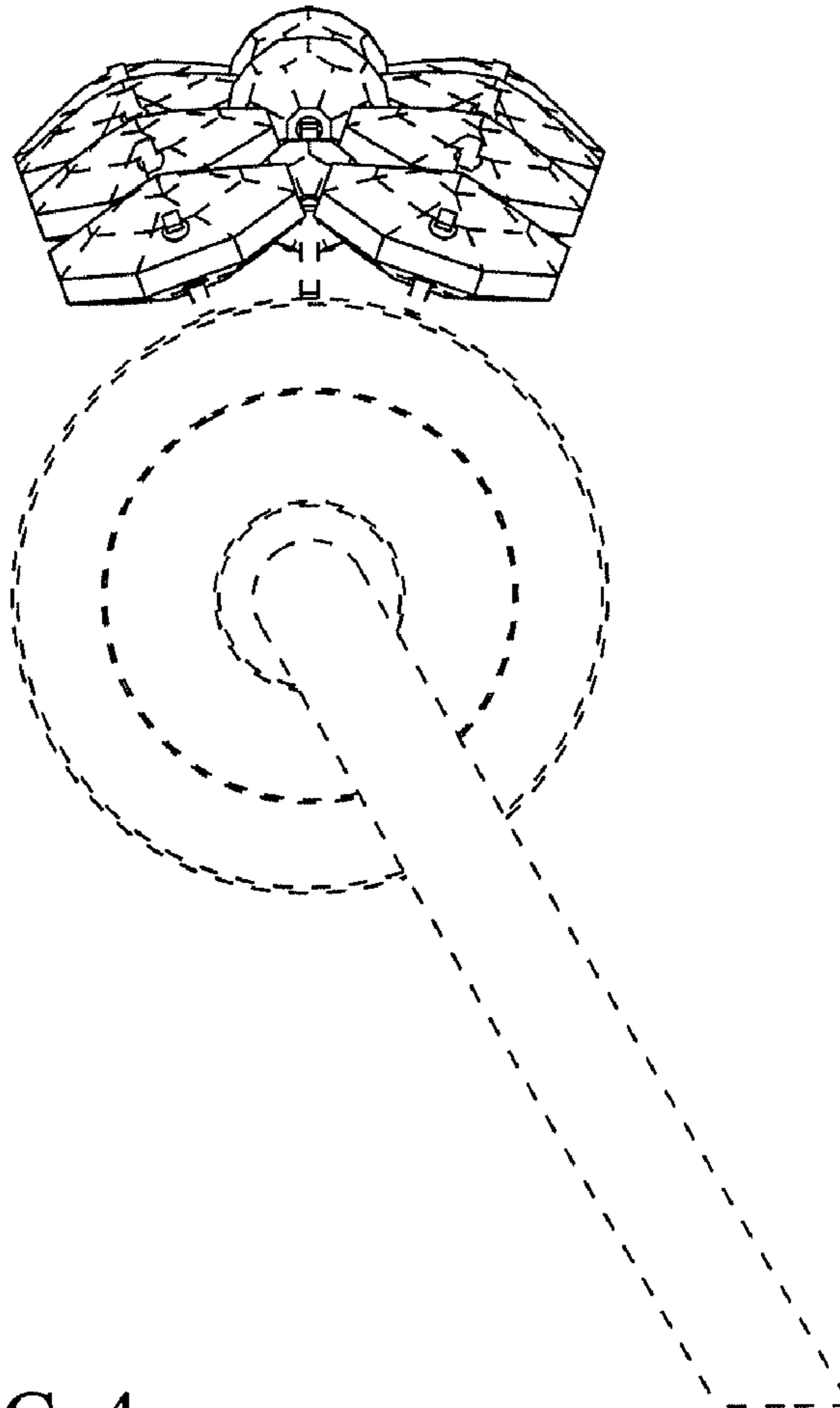


FIG. 4

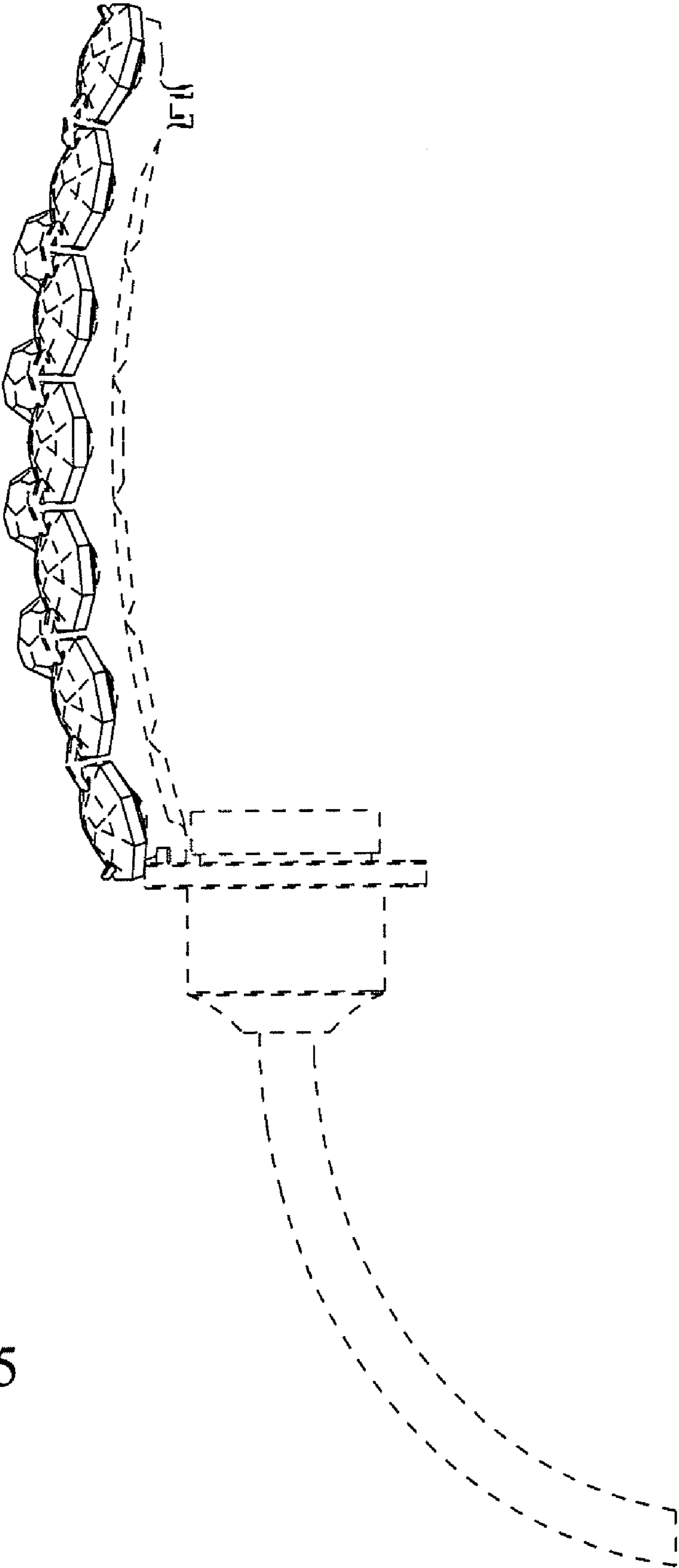


FIG. 5

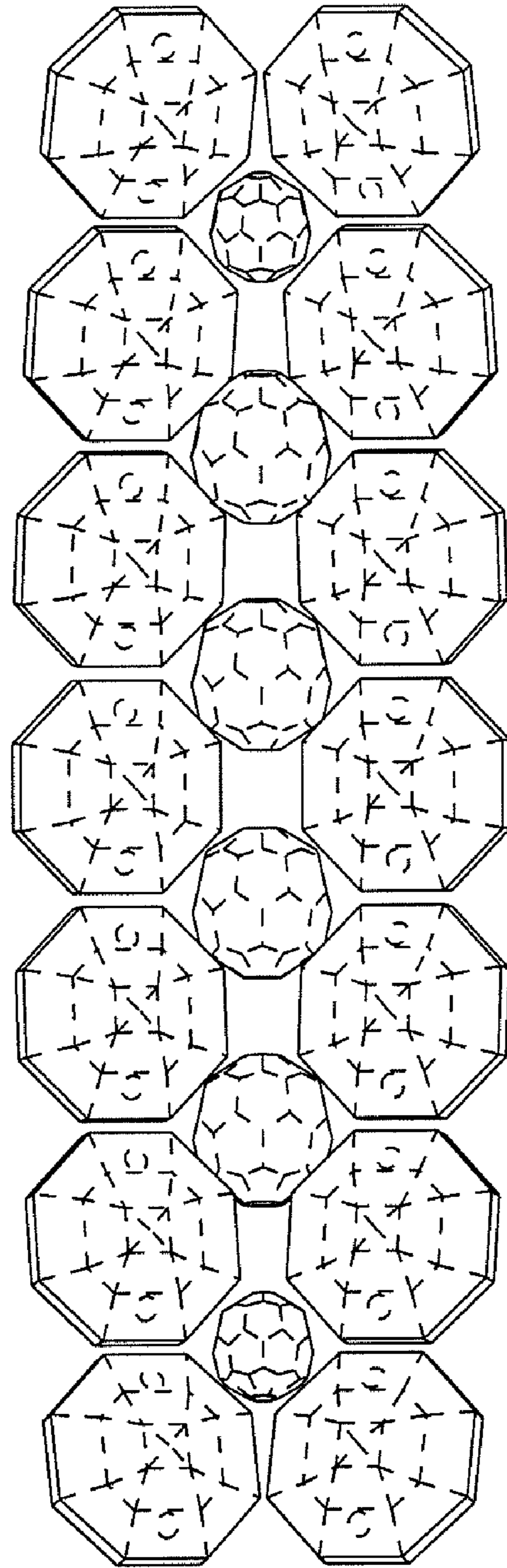


FIG. 6