



(12) **United States Design Patent**
Verelst

(10) **Patent No.:** **US D626,680 S**
(45) **Date of Patent:** **** Nov. 2, 2010**

(54) **LUMINAIRE**

(75) Inventor: **Dirk Verelst**, Boechout (BE)

(73) Assignee: **Koninklijke Philips Electronics N.V.**,
Eindhoven (NL)

(**) Term: **14 Years**

(21) Appl. No.: **29/350,079**

(22) Filed: **Nov. 11, 2009**

(30) **Foreign Application Priority Data**

May 12, 2009 (EM) 001136675-0025

(51) **LOC (9) Cl.** **26-03**

(52) **U.S. Cl.** **D26/85**

(58) **Field of Classification Search** D26/83,
D26/85-92, 120; 362/147, 404-408, 431,
362/432

See application file for complete search history.

(56) **References Cited**

U.S. PATENT DOCUMENTS

D114,101 S * 4/1939 Gregg D26/86

D114,329 S * 4/1939 Gregg D26/86

D158,917 S * 6/1950 Wince D26/85
D220,916 S * 6/1971 McNamara, Jr. D26/85
D309,792 S * 8/1990 Mangiarotti D26/85
D378,617 S * 3/1997 Yuen D26/26
D421,816 S * 3/2000 Canton Gongora et al. .. D26/76
D465,048 S * 10/2002 Gaskins et al. D26/72
D544,131 S * 6/2007 Blackman D26/85
D584,847 S * 1/2009 Gaskins D26/85
D592,784 S * 5/2009 van den Dool D26/75

* cited by examiner

Primary Examiner—Clare E Heflin

(57) **CLAIM**

The ornamental design for a luminaire, as shown.

DESCRIPTION

FIG. 1 is a perspective view showing my design;

FIG. 2 is a front elevational view thereof;

FIG. 3 is a rear elevational view thereof;


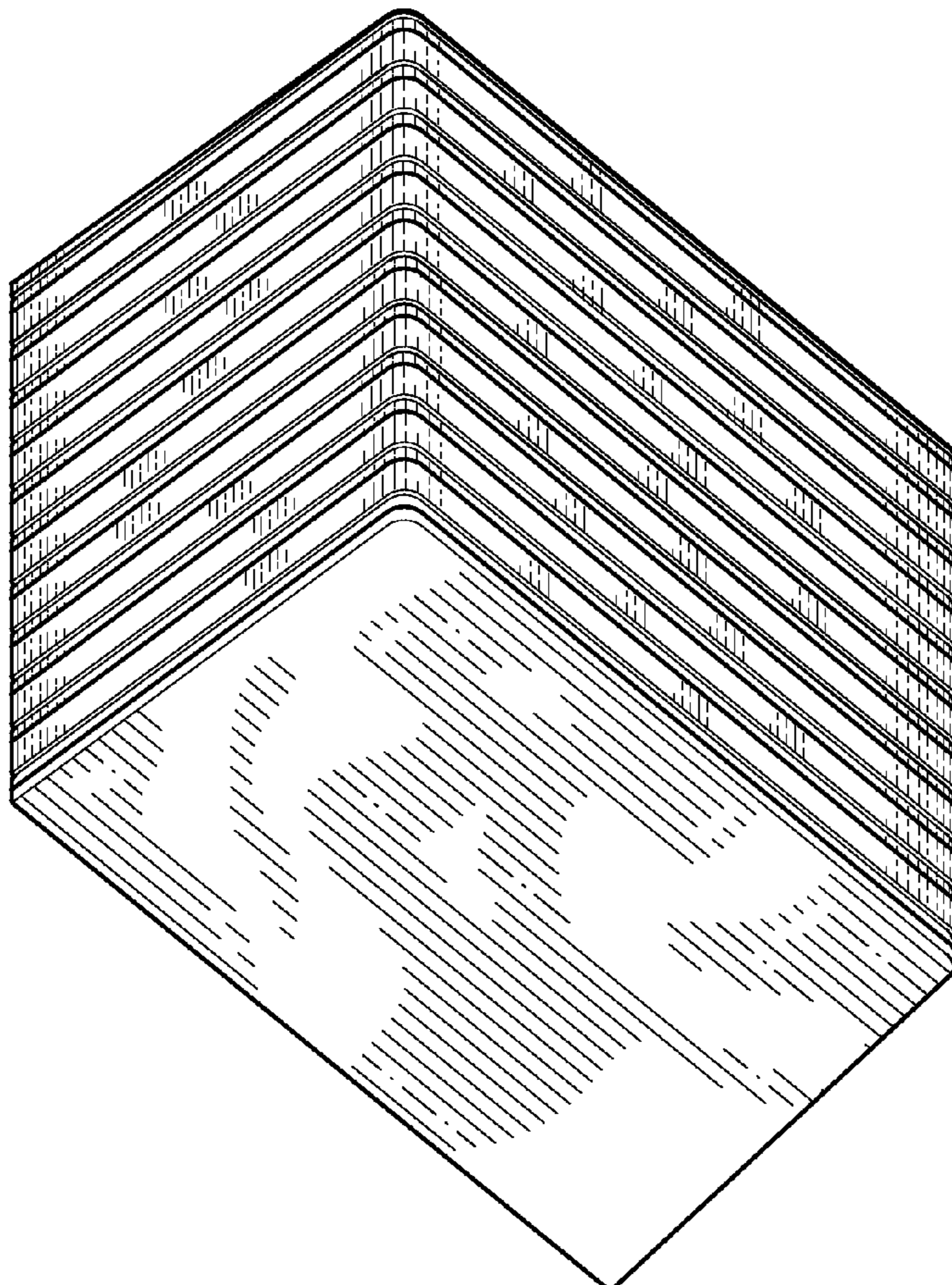
FIG. 4 is a right side elevational view thereof;

FIG. 5 is a left side elevational view thereof;

FIG. 6 is a top plan view thereof; and,

FIG. 7 is a bottom plan view thereof.

1 Claim, 5 Drawing Sheets



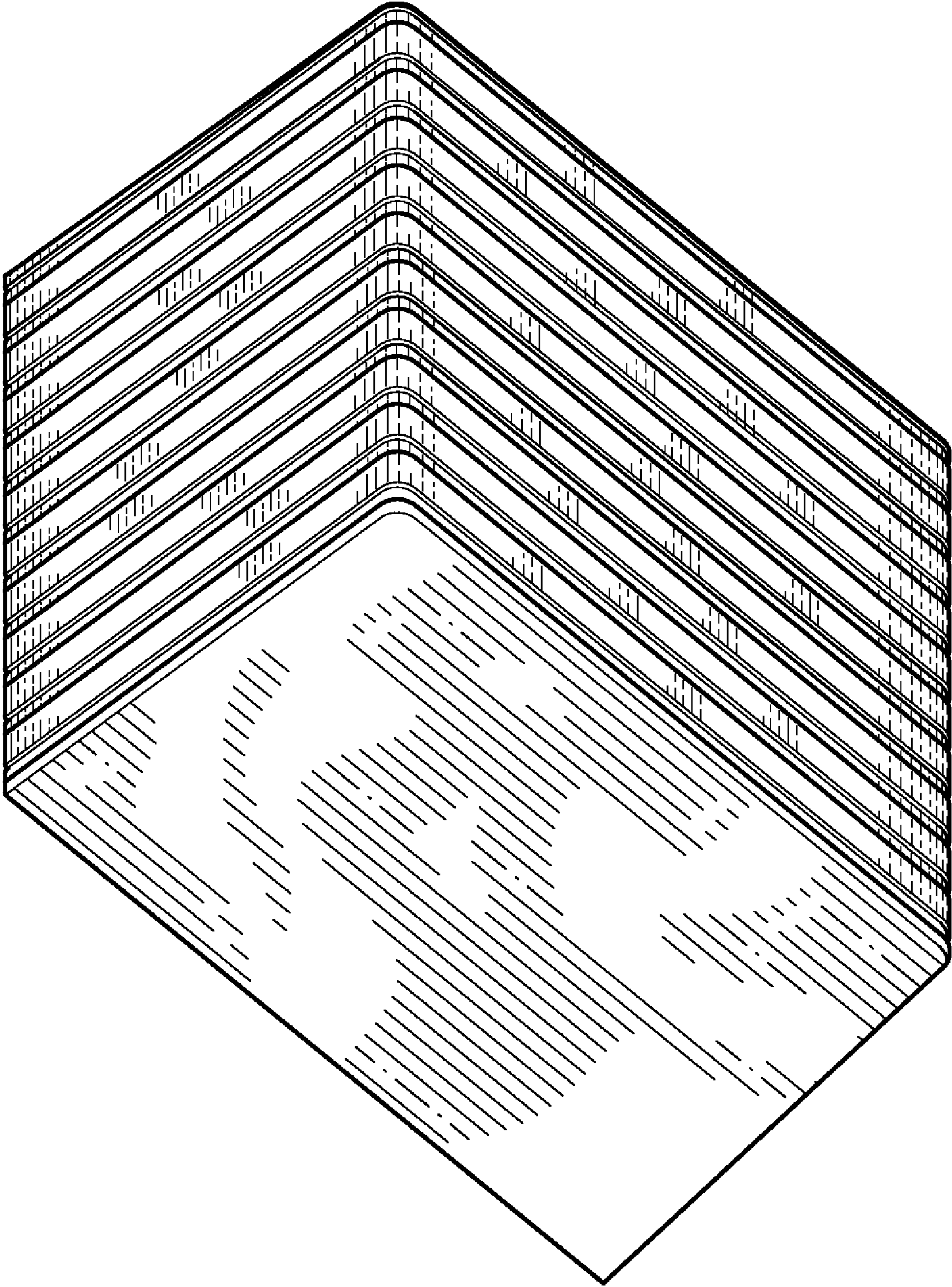


FIG. 1




FIG. 2




FIG. 3




FIG. 4




FIG. 5




FIG. 6



FIG. 7