



US00D626678S

(12) **United States Design Patent**  
**Park**

(10) **Patent No.:** **US D626,678 S**

(45) **Date of Patent:** **\*\* Nov. 2, 2010**

(54) **STREET LAMP**

2007/0019405 A1\* 1/2007 Chang et al. .... 362/192  
2009/0154161 A1\* 6/2009 Parker et al. .... 362/249.05

(75) Inventor: **Dong-Cheol Park**, Gyeonggi-do (KR)

\* cited by examiner

(73) Assignee: **KMW Inc.**, Gyeonggi-do (KR)

*Primary Examiner*—Clare E Heflin

(\*\*) Term: **14 Years**

(74) *Attorney, Agent, or Firm*—Leydig, Voit & Mayer, Ltd.

(21) Appl. No.: **29/344,139**

(57) **CLAIM**

(22) Filed: **Sep. 24, 2009**

The ornamental design for a street lamp, as shown and described.

(30) **Foreign Application Priority Data**

**DESCRIPTION**

Jul. 22, 2009 (KR) ..... 2009-0032401

(51) **LOC (9) Cl.** ..... **26-05**

FIG. 1 is a perspective view of a street lamp of the present invention.

(52) **U.S. Cl.** ..... **D26/67; D26/68; D26/73**

FIG. 2 is a front view of the street lamp of FIG. 1.

(58) **Field of Classification Search** ..... D26/67-71,  
D26/73, 85, 92, 125; 362/145, 183, 249.02,  
362/249.03, 249.04, 249.06, 249.16, 231,  
362/431

FIG. 3 is a rear view of the street lamp of FIG. 1.

See application file for complete search history.

FIG. 4 is a left side view of the street lamp of FIG. 1.

FIG. 5 is a right side view of the street lamp of FIG. 1.

FIG. 6 is a top view of the street lamp of FIG. 1.

FIG. 7 is a bottom view of the street lamp of FIG. 1.

(56) **References Cited**

FIG. 8 is another bottom view of the street lamp of FIG. 1 showing light emitting diodes that are visible when the lamp is in use.

**U.S. PATENT DOCUMENTS**

1,606,354 A \* 11/1926 Fillion ..... 362/358

FIG. 9 is another perspective view of the street lamp of FIG. 1 showing the design mounted on a light post.

D186,719 S \* 11/1959 Goldman et al. .... D26/73

FIG. 10 is an elevation view of the street lamp of FIG. 1 showing the design in an alternate position mounted on a light post; and,

D359,816 S \* 6/1995 Colarusso ..... D26/98

5,577,831 A \* 11/1996 Chang ..... 362/240

D470,964 S \* 2/2003 Eiffert ..... D26/67

D505,228 S \* 5/2005 Weiser et al. .... D30/125

7,434,971 B1 \* 10/2008 Wang ..... 362/496

D598,156 S \* 8/2009 Xiao et al. .... D26/69

2005/0157485 A1\* 7/2005 Shieh ..... 362/96

FIG. 11 is an enlarged reference view of of a portion of the wing of the street lamp of FIG. 1.

The broken lines shown on the drawings depict portions of the street lamp that form no part of the claimed design.

2005/0248934 A1\* 11/2005 Weiser et al. .... 362/124

**1 Claim, 8 Drawing Sheets**




Fig. 1

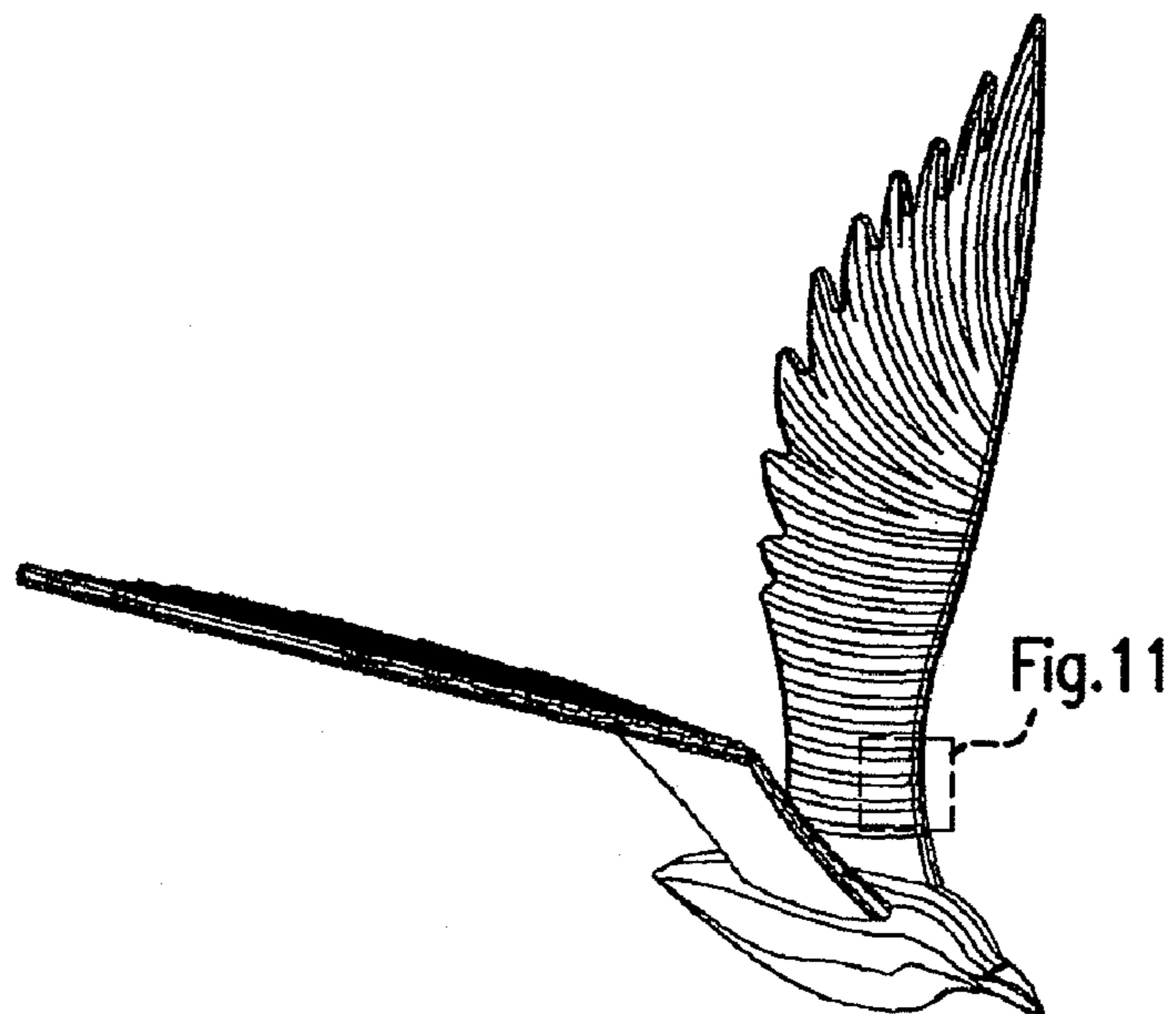


Fig. 2

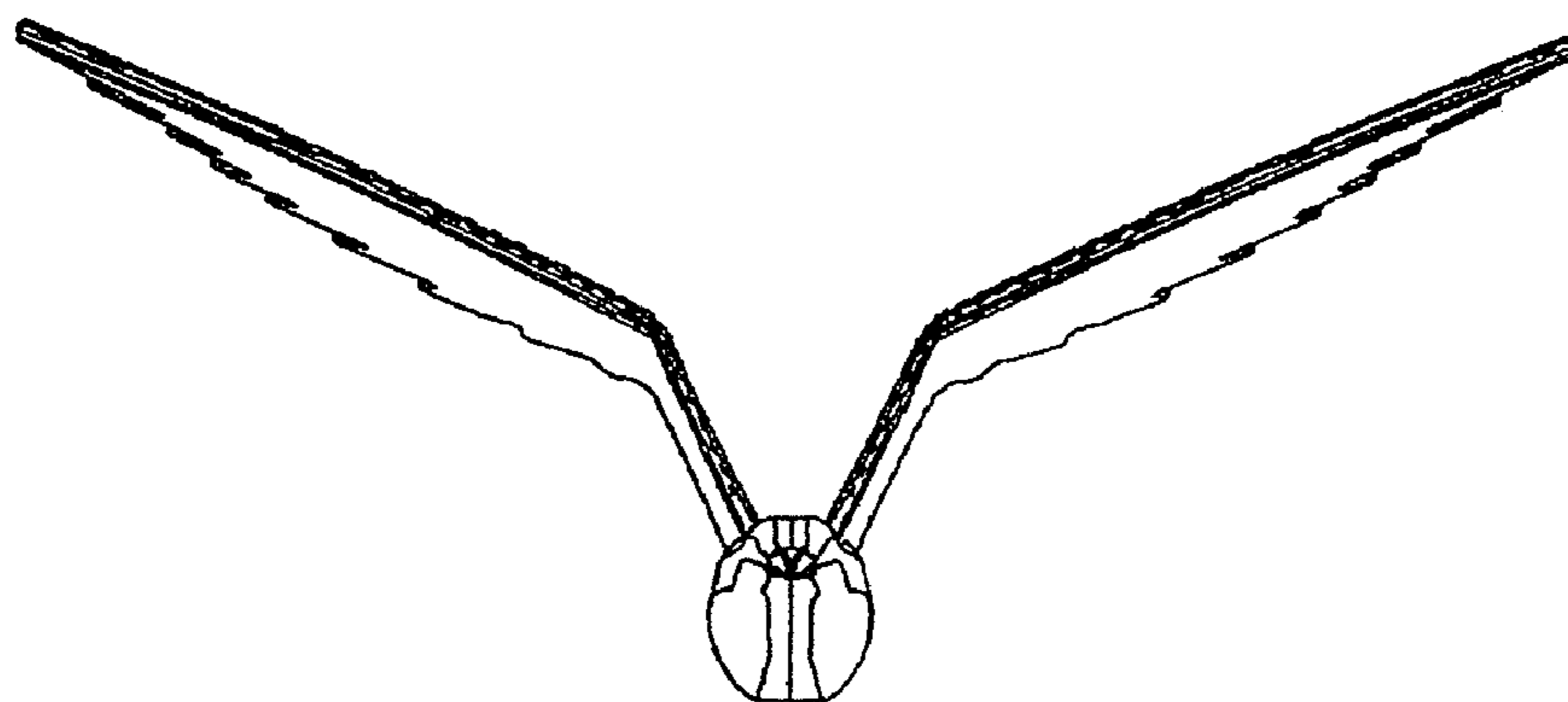
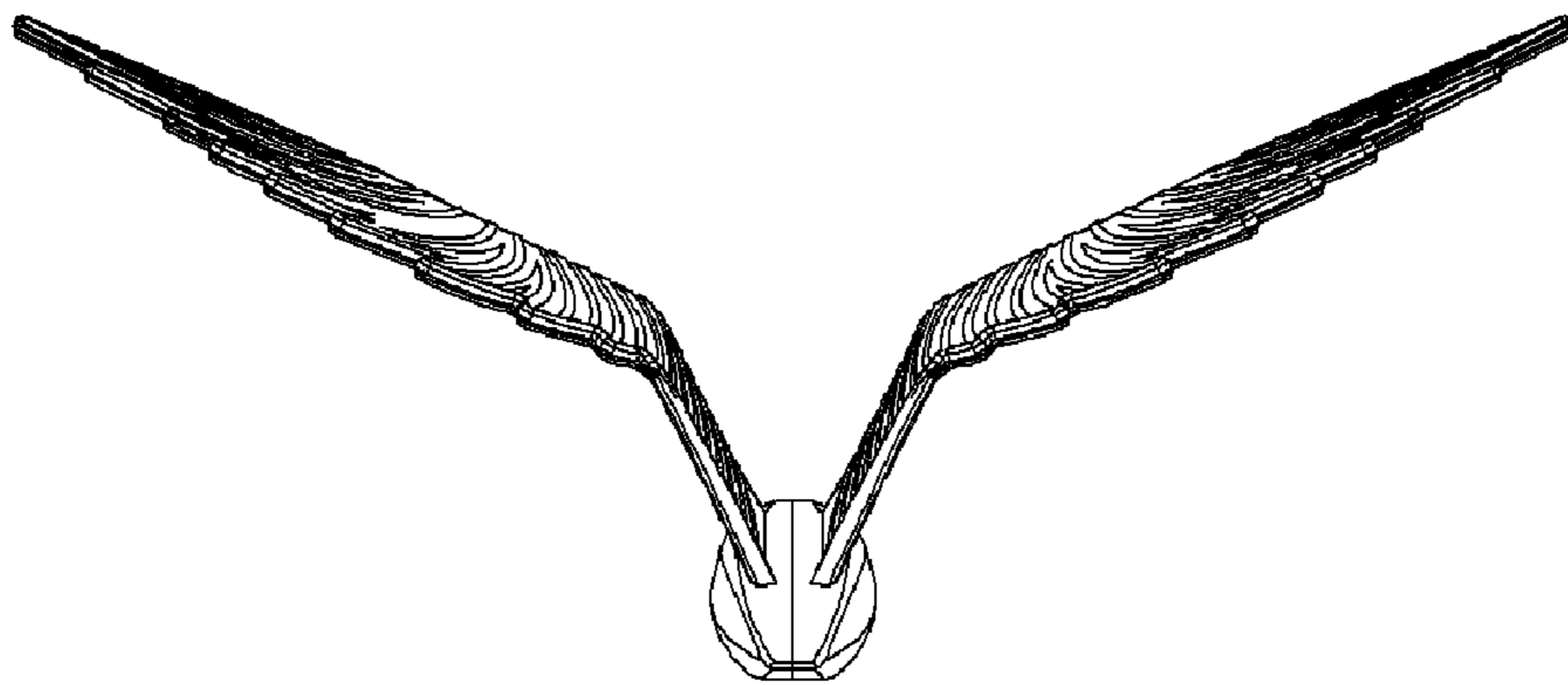



Fig. 3



**Fig. 4**



**Fig. 5**




Fig. 6

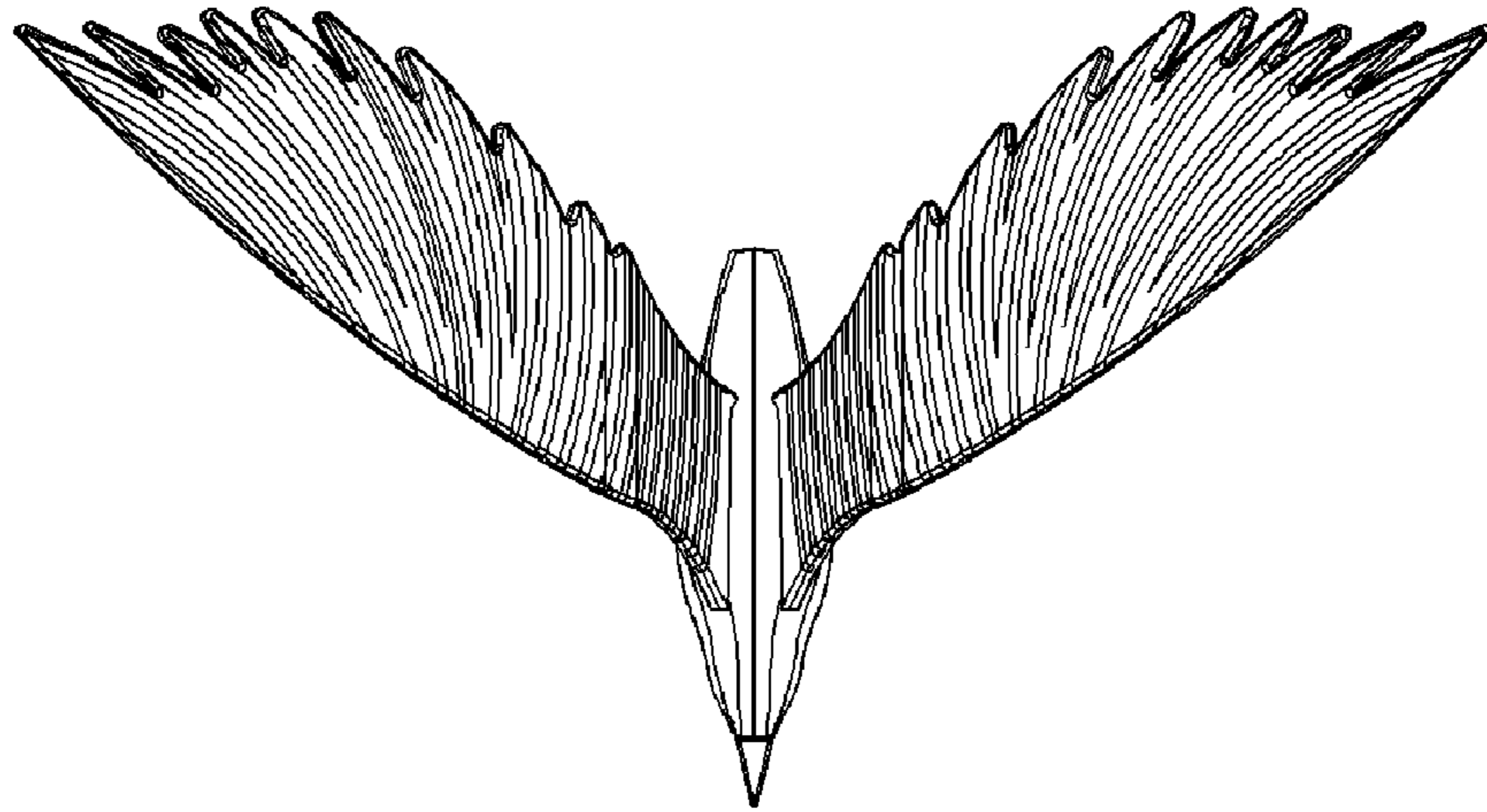


Fig. 7

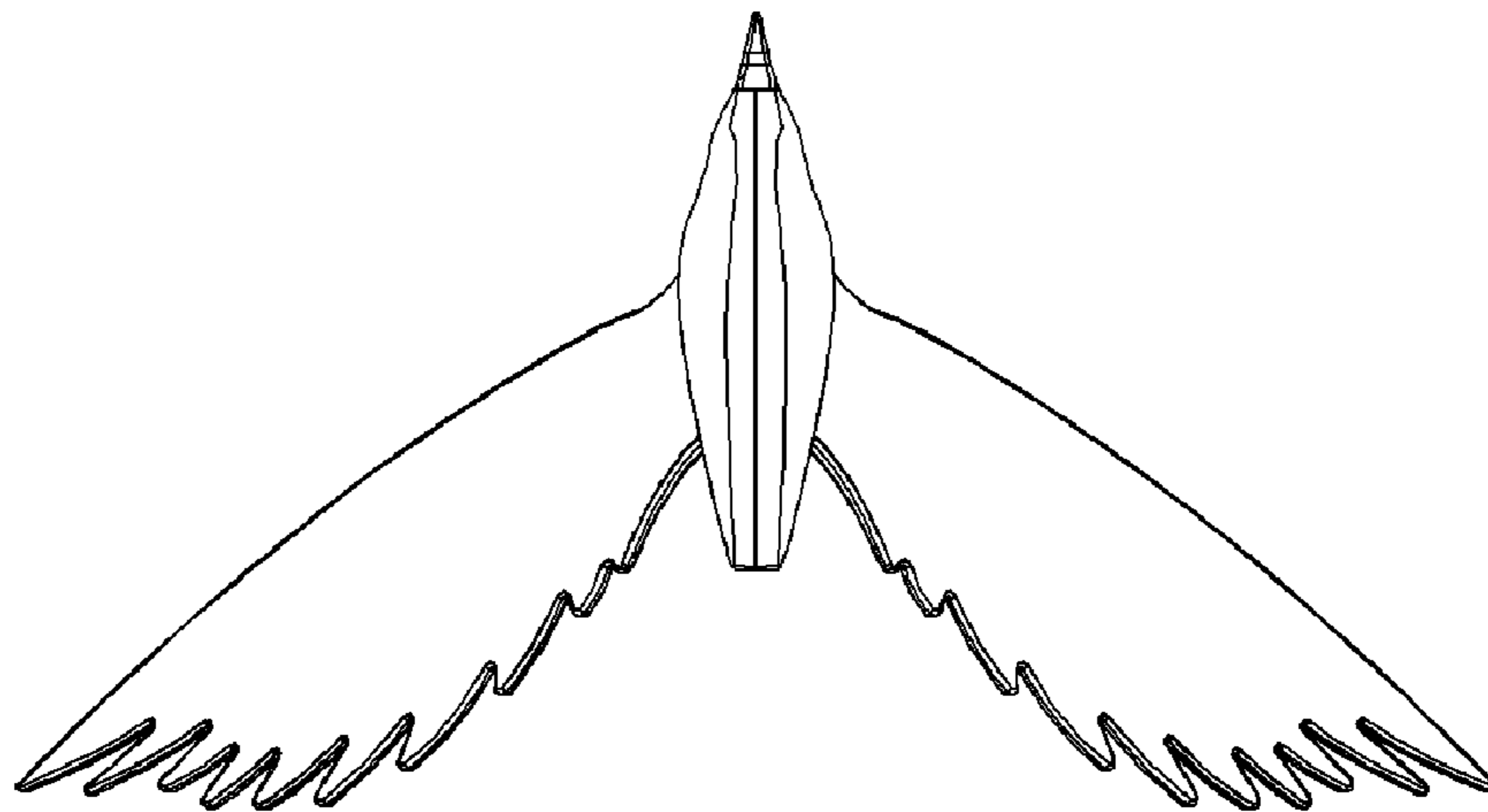


Fig. 8

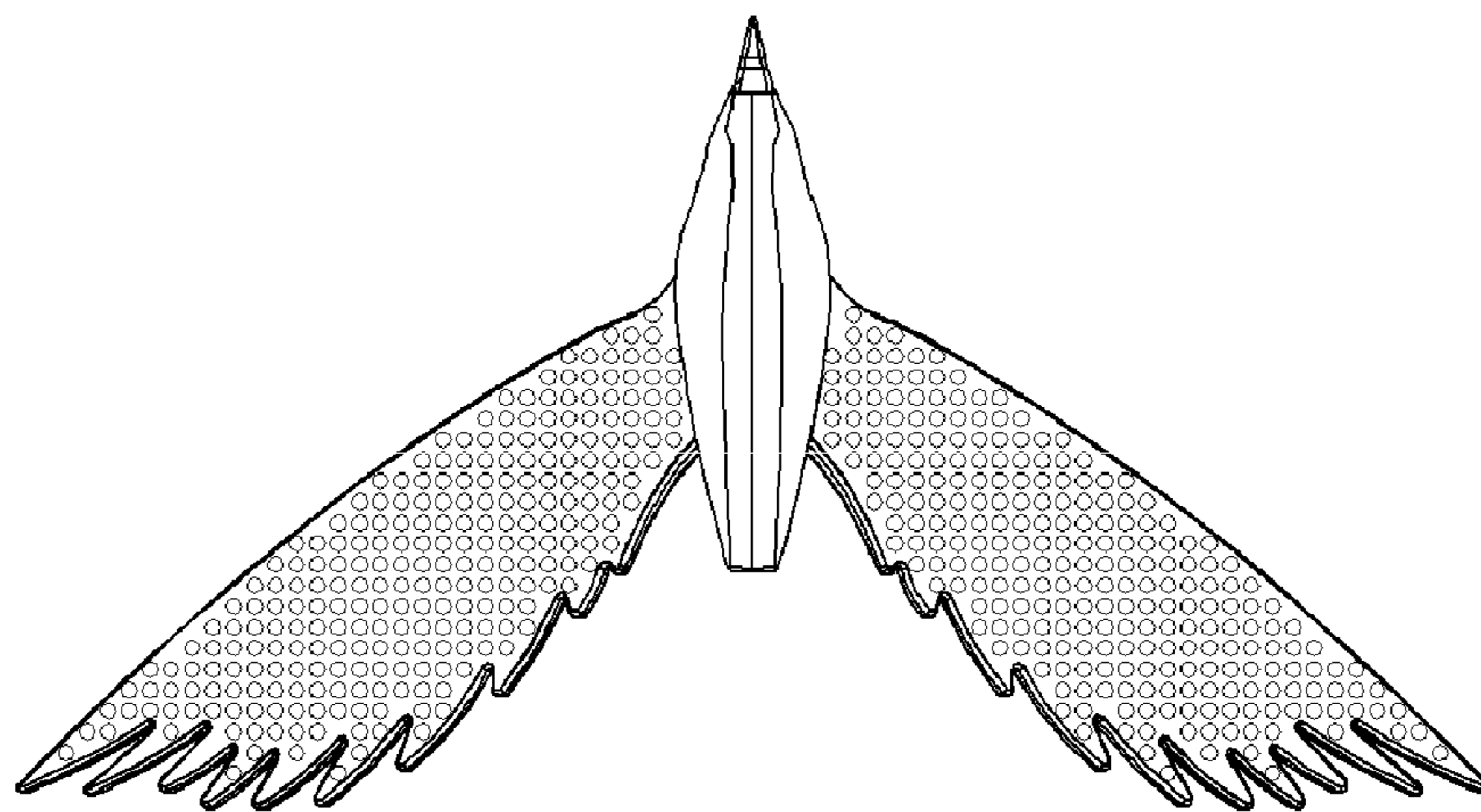


Fig. 9

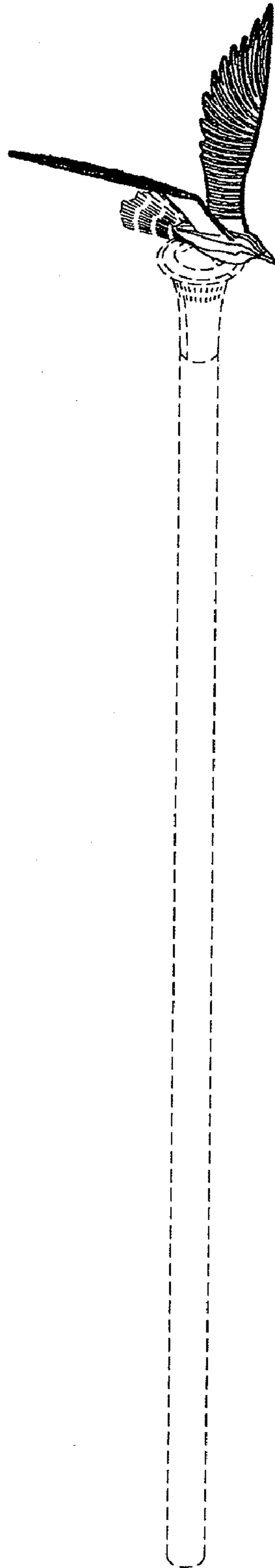


Fig. 10

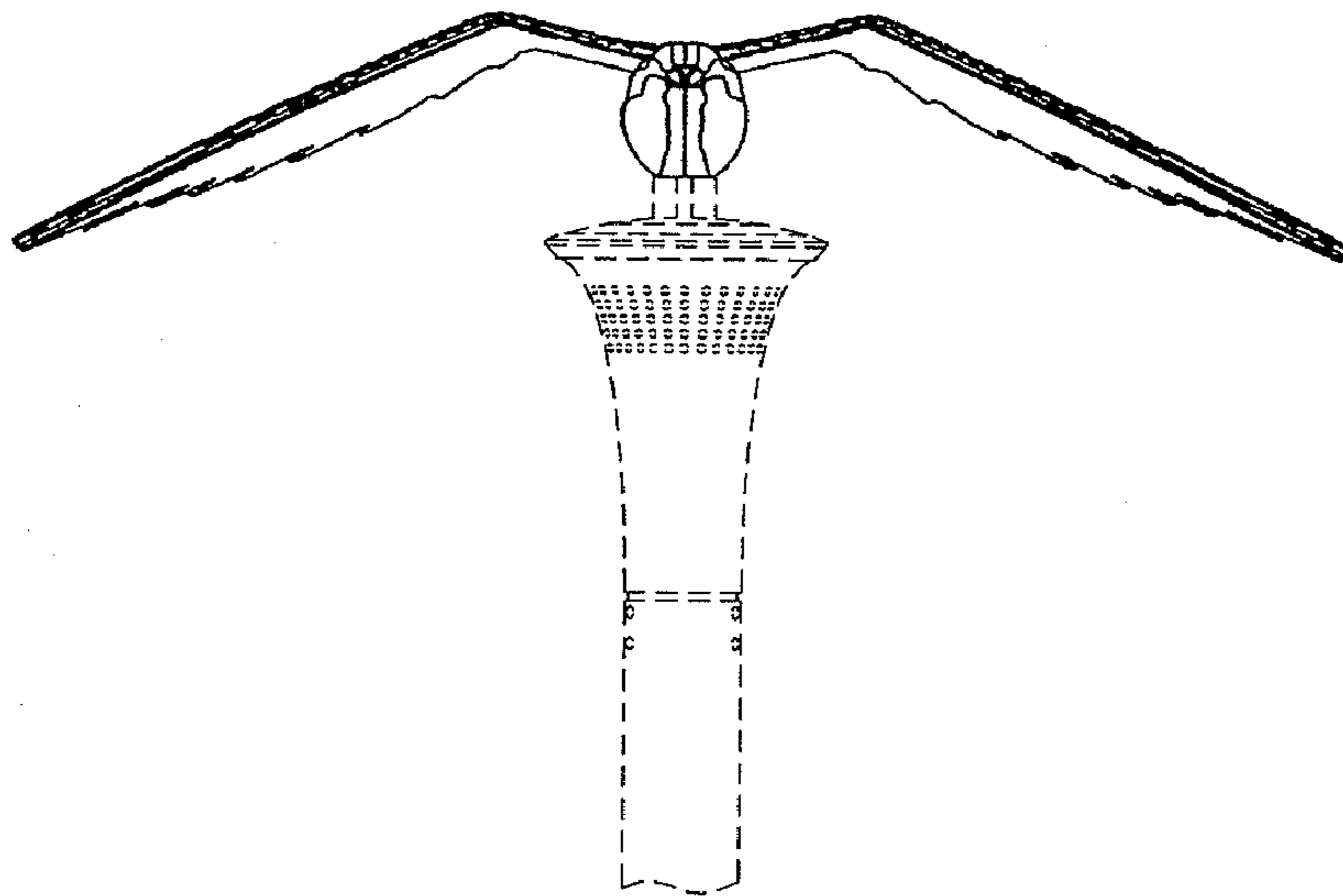




Fig. 11

