



US00D626650S

(12) **United States Design Patent**
Edgett et al.

(10) **Patent No.:** **US D626,650 S**

(45) **Date of Patent:** **** Nov. 2, 2010**

(54) **TAMPON APPLICATOR WITH FINGER GRIP**

(75) Inventors: **Keith Edgett**, Middletown, DE (US);
Robert Jorgensen, Middletown, DE (US)

(73) Assignee: **Playtex Products, Inc.**, Westport, CT (US)

(**) Term: **14 Years**

(21) Appl. No.: **29/349,039**

(22) Filed: **Mar. 3, 2010**

Related U.S. Application Data

(62) Division of application No. 29/261,993, filed on Jun. 23, 2006, now Pat. No. Des. 615,202.

(51) **LOC (9) Cl.** **24-02**

(52) **U.S. Cl.** **D24/141**

(58) **Field of Classification Search** 24/114,
24/141, 130; 604/11, 14-16, 18, 904
See application file for complete search history.

(56) **References Cited**

U.S. PATENT DOCUMENTS

D250,663	S	*	12/1978	Koch et al.	D24/141
5,290,501	A	*	3/1994	Klesius	604/14
5,389,067	A	*	2/1995	Rejai	604/14
6,264,626	B1	*	7/2001	Linares et al.	604/15
D492,033	S	*	6/2004	Jarmon et al.	D24/141
D515,212	S		2/2006	Edgett et al.	D24/141

D572,362	S		7/2008	Edgett et al.	D24/141
D579,113	S	*	10/2008	Edgett et al.	D24/142
D602,587	S	*	10/2009	Edgett et al.	D24/141
D612,940	S	*	3/2010	Edgett et al.	D24/141
D615,202	S	*	5/2010	Edgett et al.	D24/141
7,727,208	B2	*	6/2010	Lemay et al.	604/14
2008/0119778	A1	*	5/2008	Jorgensen et al.	604/14

* cited by examiner

Primary Examiner—Ian Simmons

Assistant Examiner—Wan Laymon

(74) *Attorney, Agent, or Firm*—Ohlandt, Greeley, Ruggiero & Perle, L.L.P.

(57) **CLAIM**

The ornamental design for a tampon applicator with finger grip, as shown and described.

DESCRIPTION

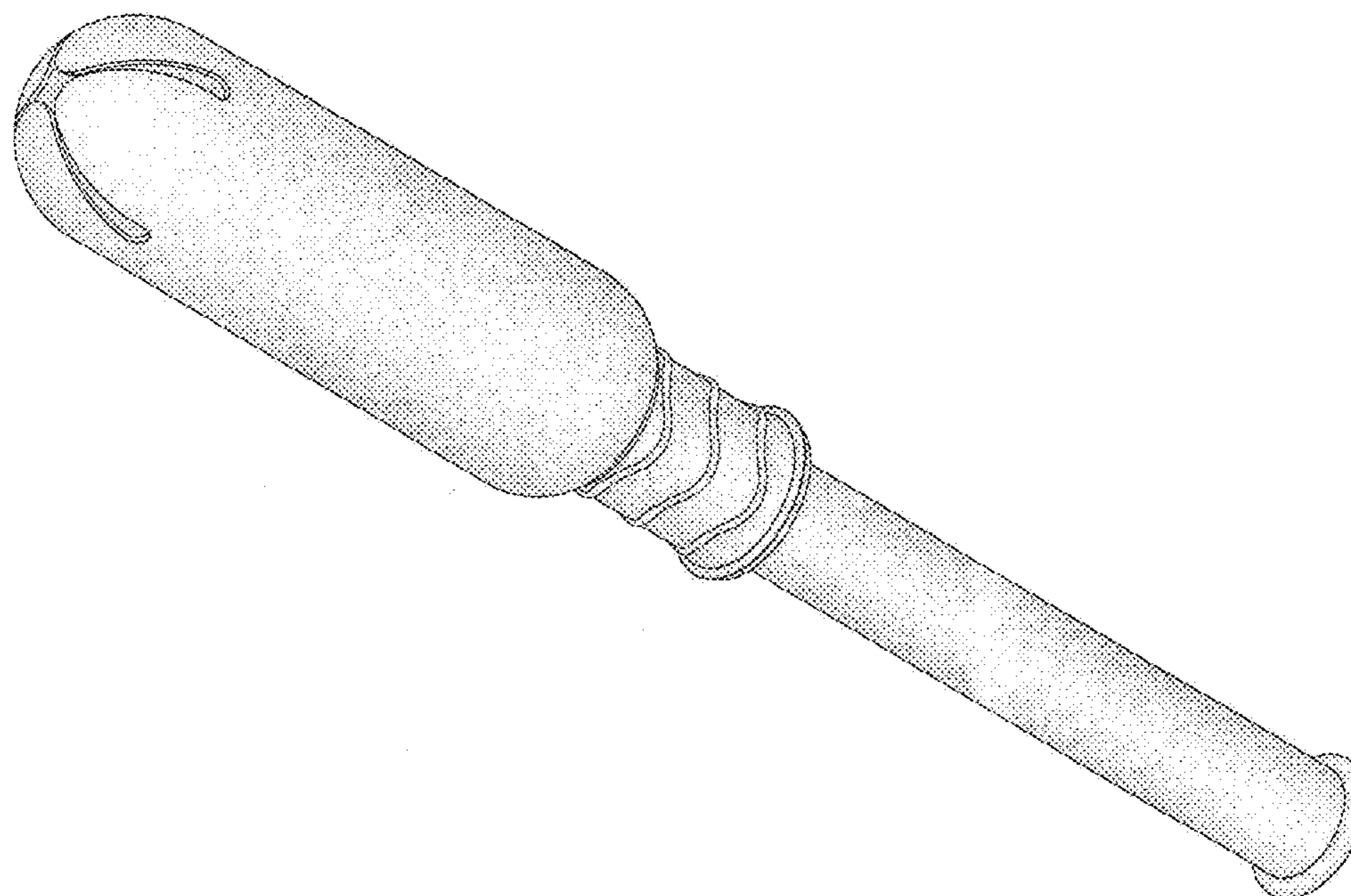
FIG. 1 is a front perspective view of a tampon applicator with finger grip according to the present invention;

FIG. 2 is a side view of the tampon applicator with finger grip of FIG. 1, wherein the tampon applicator with finger grip rotated 0°, 90°, 180°, and 270° has identical side views to FIG. 2;

FIG. 3 is a front view of the tampon applicator with finger grip of FIG. 1; and,

FIG. 4 is a rear view of the tampon applicator with finger grip of FIG. 1.

1 Claim, 2 Drawing Sheets



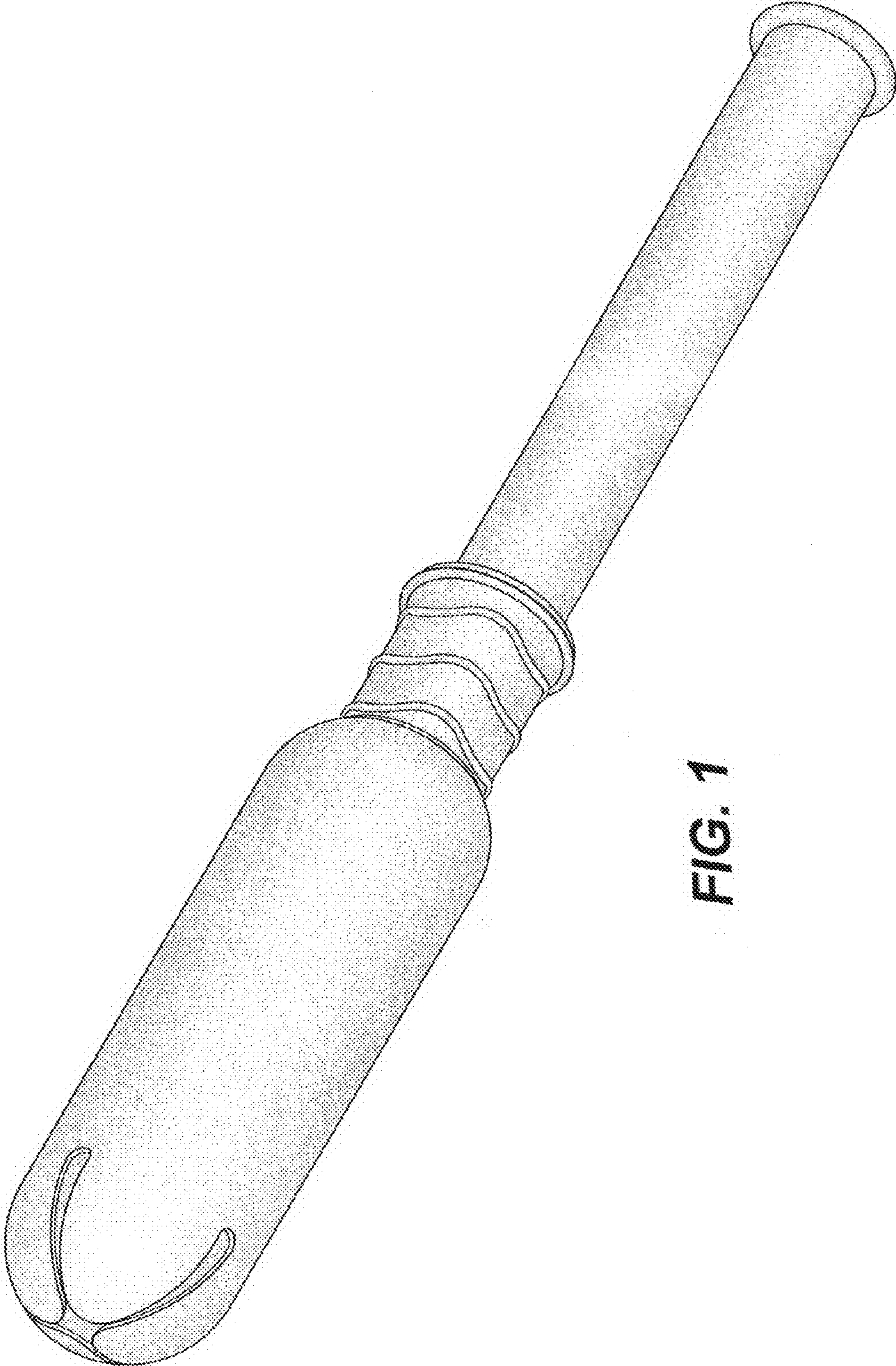


FIG. 1

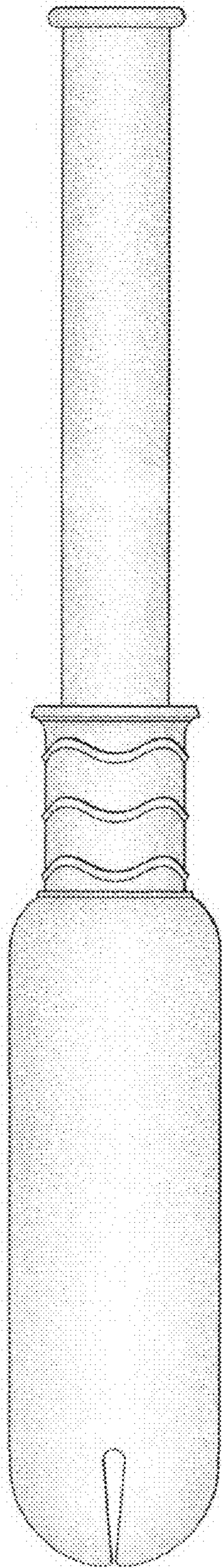


FIG. 2

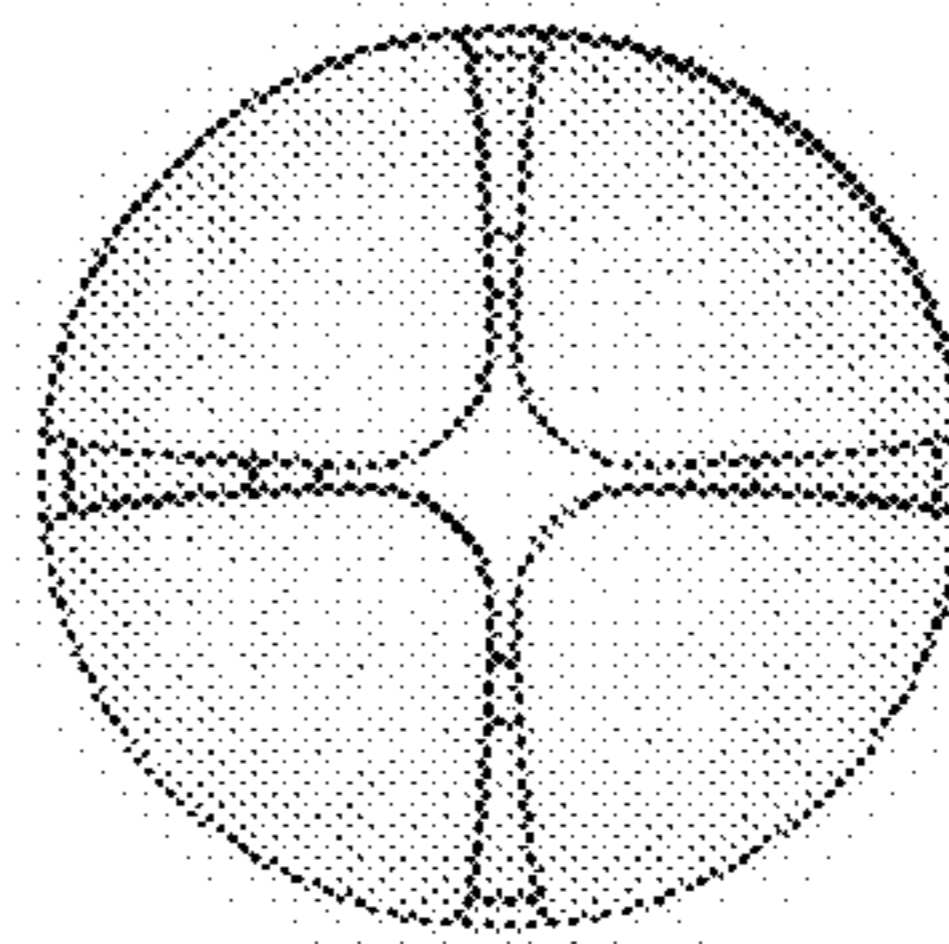


FIG. 3

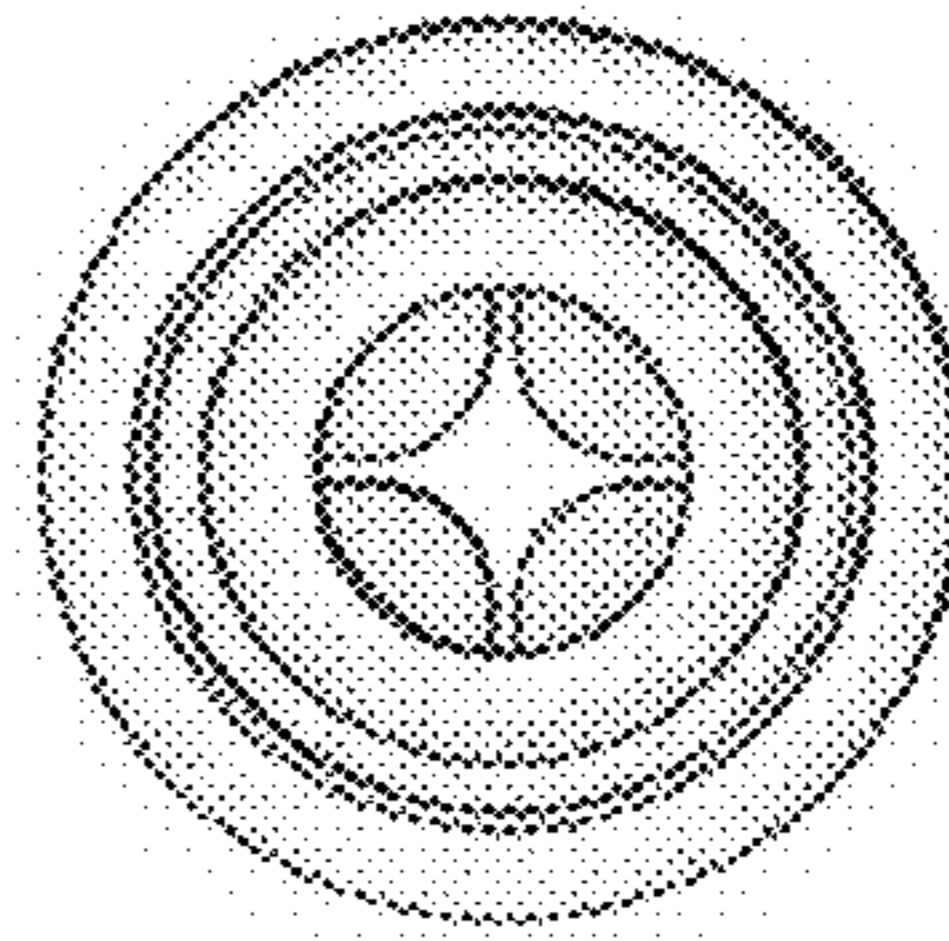


FIG. 4