

US00D626648S

(12) **United States Design Patent**  
**Ahlgren**

(10) **Patent No.:** **US D626,648 S**

(45) **Date of Patent:** **\*\* Nov. 2, 2010**

(54) **CATHETER SLEEVE**

(75) Inventor: **Urban Ahlgren**, Stockholm (SE)

(73) Assignee: **Astra Tech AB**, Molndal (SE)

(\*\*) Term: **14 Years**

(21) Appl. No.: **29/335,813**

(22) Filed: **Apr. 22, 2009**

(30) **Foreign Application Priority Data**

Oct. 29, 2008 (EM) ..... 001029946

(51) **LOC (9) Cl.** ..... **24-02**

(52) **U.S. Cl.** ..... **D24/130**

(58) **Field of Classification Search** ..... D24/112,  
D24/130; 604/164.01, 164.05, 165.3, 167,  
604/160, 161, 523, 264, 167.02, 272, 533,  
604/525, 905, 912, 177, 83, 921, 539  
See application file for complete search history.

(56) **References Cited**

**U.S. PATENT DOCUMENTS**

D338,955	S	*	8/1993	Gresl et al.	.....	D24/130
5,599,305	A	*	2/1997	Hermann et al.	.....	604/95.04
5,735,828	A	*	4/1998	Jungnelius	.....	604/264
D395,501	S	*	6/1998	Erskine et al.	.....	D24/112
6,814,718	B2	*	11/2004	McGuckin et al.	.....	604/264
7,544,193	B2	*	6/2009	Agro et al.	.....	604/523
2003/0050611	A1	*	3/2003	Cindrich	.....	604/264

2005/0245874	A1	*	11/2005	Carrez et al.	.....	604/160
2006/0015075	A1	*	1/2006	Blanco et al.	.....	604/264
2007/0260196	A1	*	11/2007	Belsley	.....	604/264
2008/0035160	A1	*	2/2008	Woodson et al.	.....	128/860
2009/0118571	A1	*	5/2009	Delorme et al.	.....	600/37

\* cited by examiner

*Primary Examiner*—T. Chase Nelson

*Assistant Examiner*—Eric L Goodman

(74) *Attorney, Agent, or Firm*—Birch, Stewart, Kolasch & Birch, LLP

(57) **CLAIM**

The ornamental design for a catheter sleeve, as shown and described.

**DESCRIPTION**

FIG. 1 is a perspective view of a catheter sleeve showing my new design;

FIG. 2 is a bottom plan view thereof;

FIG. 3 is a front elevational view thereof;

FIG. 4 is a right side elevational view thereof;

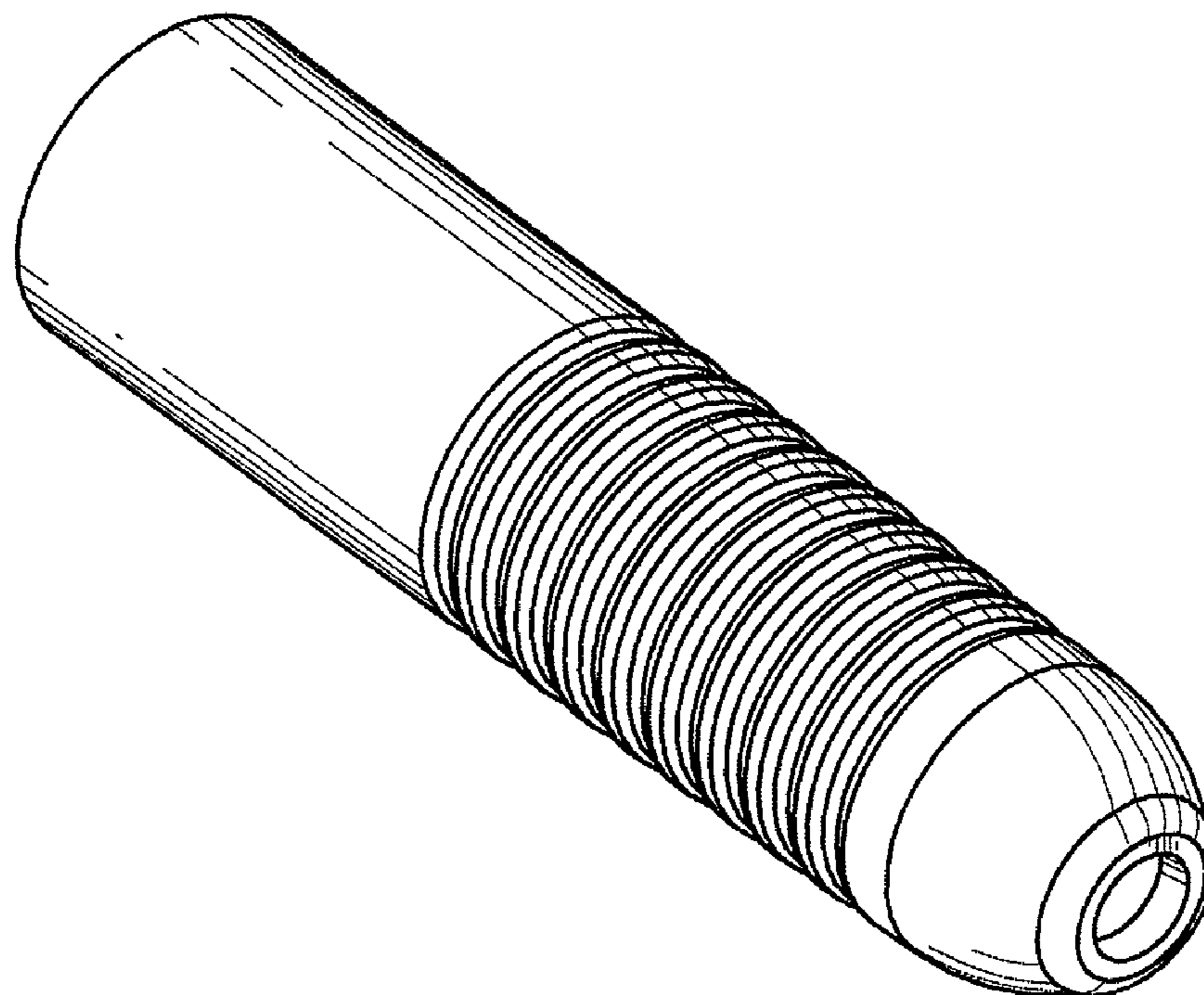
FIG. 5 is a top plan view thereof;

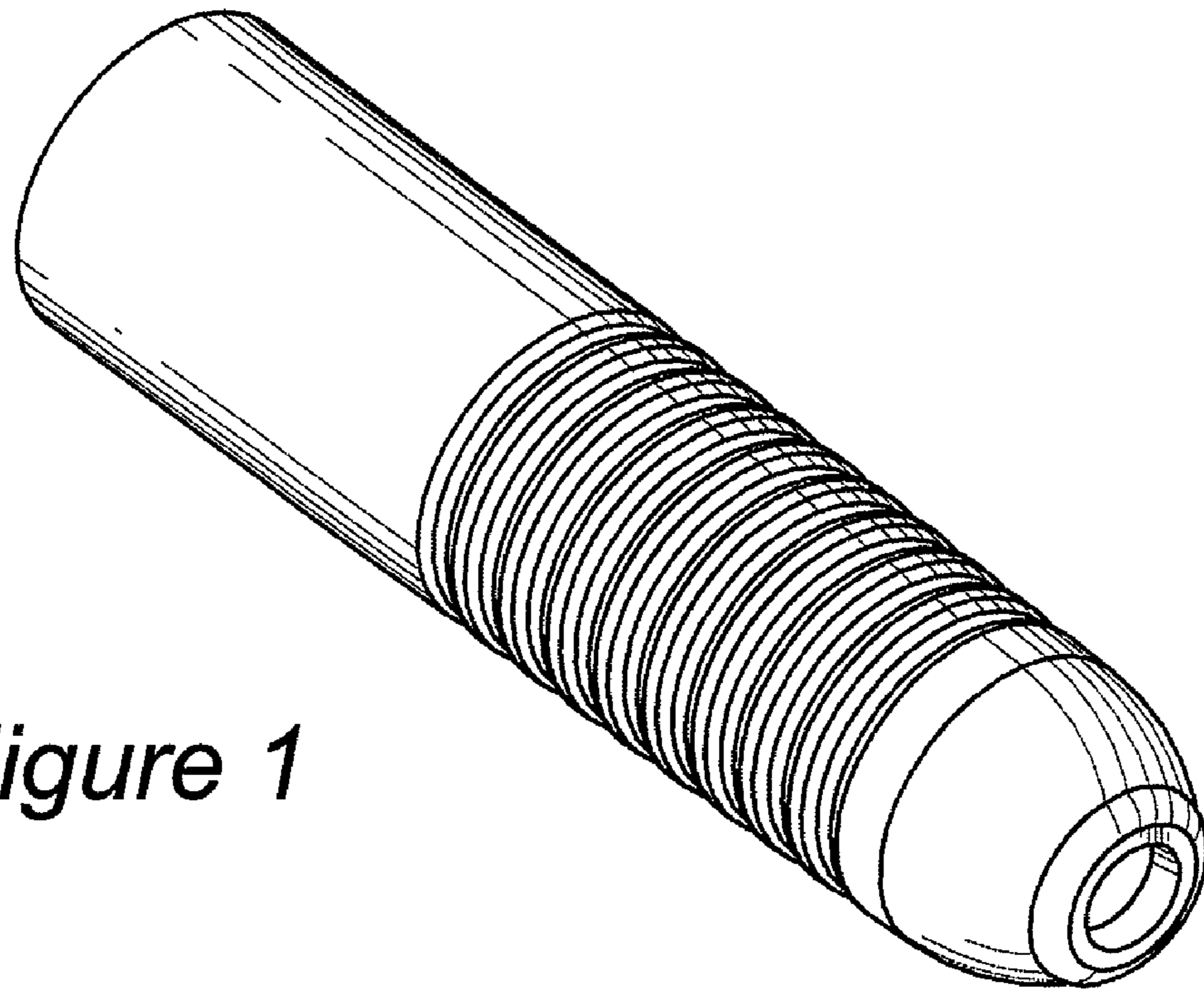
FIG. 6 is a left side elevational view thereof; and,

FIG. 7 is a rear elevational view thereof.

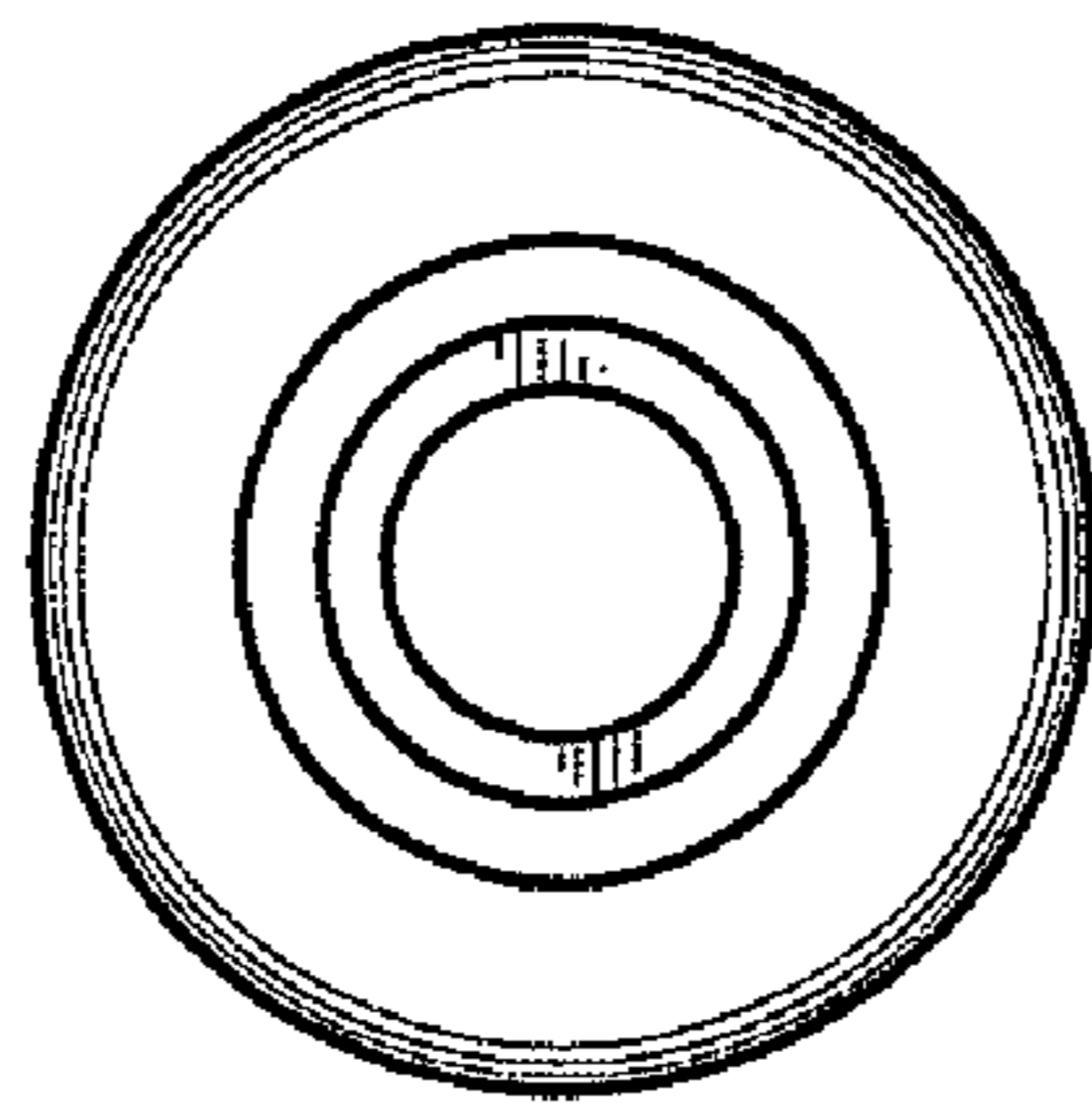
The portions of the drawings shown in broken lines are for environmental purposes only and form no part of the claimed design.

**1 Claim, 3 Drawing Sheets**







*Figure 1*



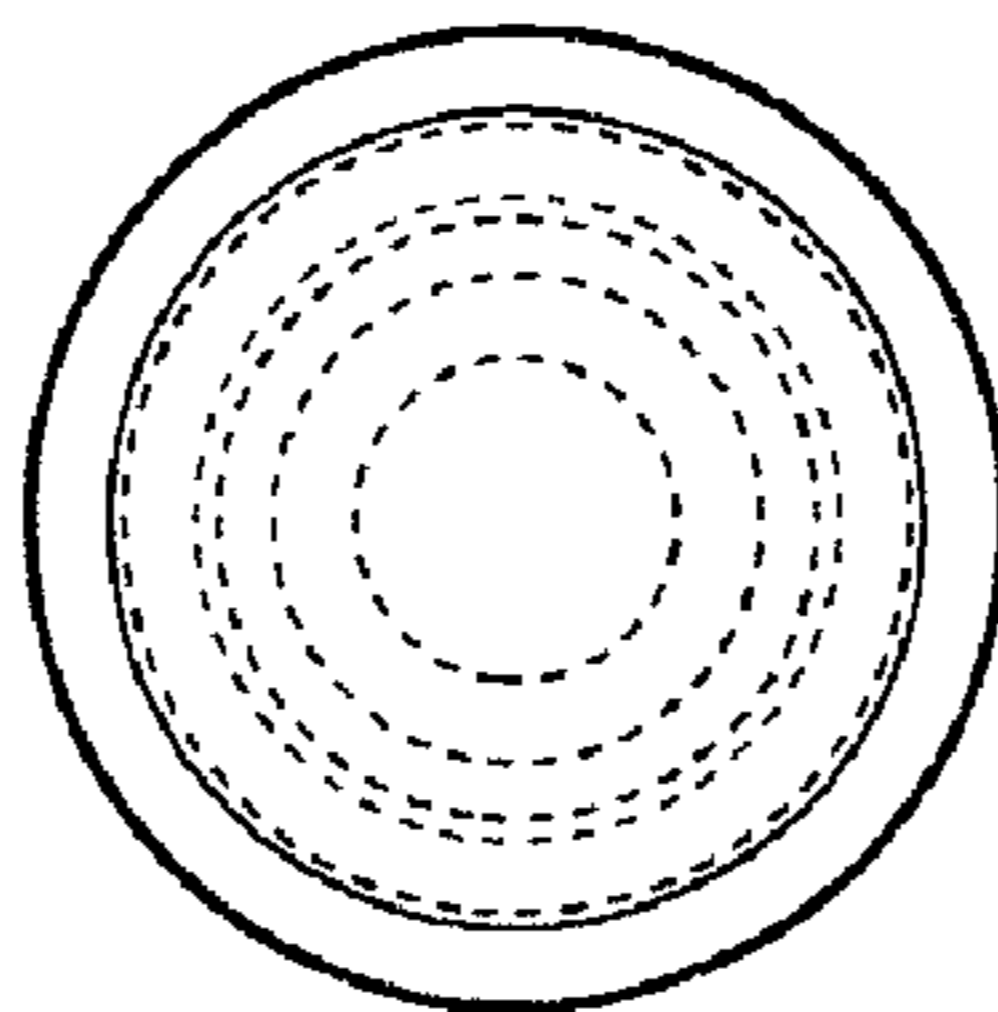
*Figure 2*




*Figure 3*




*Figure 4*



*Figure 5*



*Figure 6*



*Figure 7*