



US00D626640S

(12) **United States Design Patent**  
**De'Longhi**

(10) **Patent No.:** **US D626,640 S**

(45) **Date of Patent:** **\*\* Nov. 2, 2010**

(54) **RADIATORS FOR HEATING**

(76) **Inventor:** **Guisepe De'Longhi**, Vivoto Rovero, 1,  
Treviso (IT) 3-400

(\*\*) **Term:** **14 Years**

(21) **Appl. No.:** **29/320,627**

(22) **Filed:** **Jun. 30, 2008**

(30) **Foreign Application Priority Data**

Jan. 10, 2008 (EM) ..... 000855960-0013

(51) **LOC (9) Cl.** ..... **23-03**

(52) **U.S. Cl.** ..... **D23/330**

(58) **Field of Classification Search** ..... D23/330,  
D23/395, 335-39; 165/134.1, 148, 135,  
165/54; 392/378, 376, 375, 365-9; 237/16,  
237/17, 70, 71

See application file for complete search history.

(56) **References Cited**

**U.S. PATENT DOCUMENTS**

D57,818 S *	5/1921	Courtot	.....	D23/330
D70,077 S *	5/1926	Landon	.....	D23/330
D70,078 S *	5/1926	Landon	.....	D23/330
1,680,219 A *	8/1928	Landon	.....	165/134.1
D81,986 S *	9/1930	Kohler et al.	.....	D23/330
D84,788 S *	8/1931	Mertzanoff	.....	D23/330
D85,807 S *	12/1931	Brabbee	.....	D23/330
D91,857 S *	4/1934	Bair	.....	D23/330

D104,188 S *	4/1937	Build	.....	D23/330
2,167,822 A *	8/1939	Andersson	.....	165/54
D122,944 S *	10/1940	Mcintire	.....	D23/330
5,375,328 A *	12/1994	De' Longhi	.....	29/890.039
5,685,365 A *	11/1997	De' Longhi	.....	165/135
6,263,157 B1 *	7/2001	De' Longhi	.....	392/378
D454,950 S *	3/2002	Cain	.....	D23/395

\* cited by examiner

*Primary Examiner*—T. Chase Nelson

*Assistant Examiner*—Ania K Dworzecka

(74) *Attorney, Agent, or Firm*—Schmid PA

(57) **CLAIM**

I claim the ornamental design for radiators for heating, as shown and described.

**DESCRIPTION**

FIG. 1 is a front perspective view of the radiator showing my new design;

FIG. 2 is a front elevation view of the radiator;

FIG. 3 is a right side elevation view of the radiator;

FIG. 4 is a rear elevation view of the radiator;


FIG. 5 is a left side elevation view of the radiator;


FIG. 6 is an enlarged scale, top plan view of the radiator; and,

FIG. 7 is an enlarged scale, bottom plan view of the radiator.


The portions of the radiator shown in broken lines form no part of the claimed design.

**1 Claim, 4 Drawing Sheets**







**Fig. 1**




**Fig. 2**



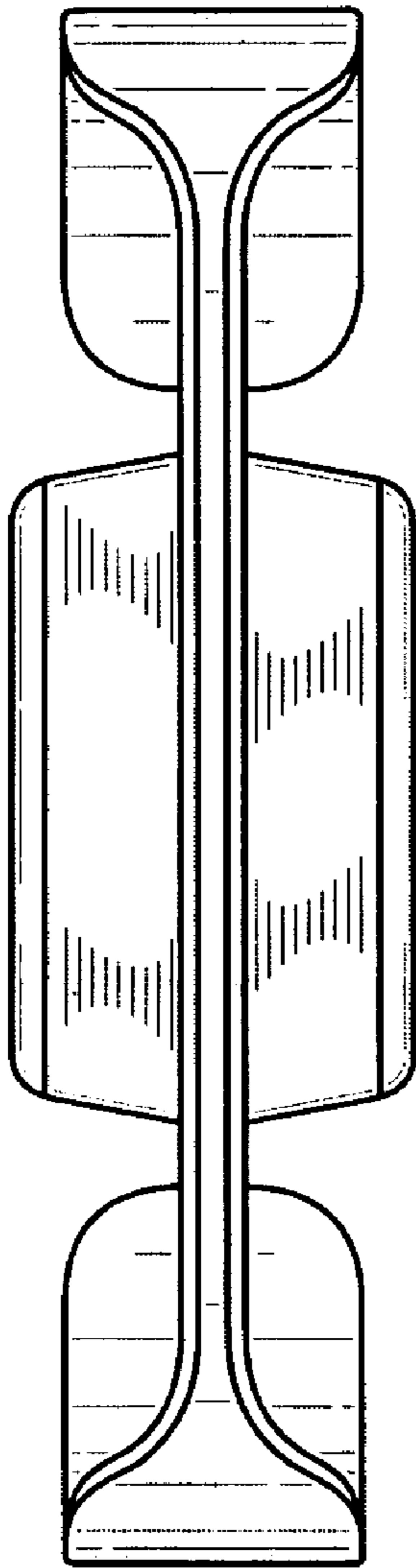
**Fig. 3**



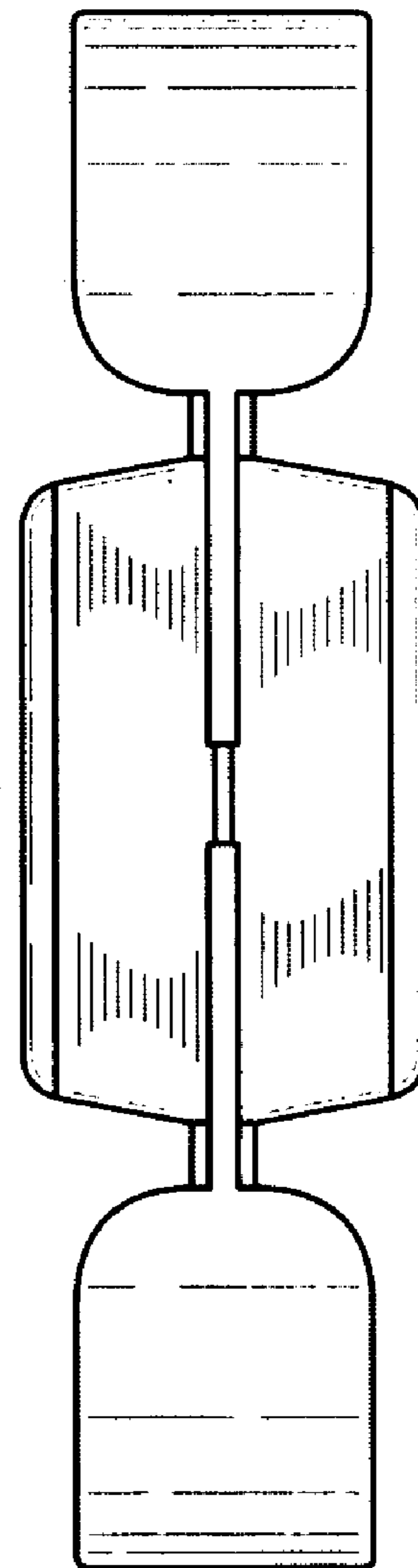
**Fig. 4**



**Fig. 5**



**Fig. 6**



**Fig. 7**