



US00D626637S

(12) **United States Design Patent**
Thomas

(10) **Patent No.:** **US D626,637 S**
(45) **Date of Patent:** **** Nov. 2, 2010**

(54) **VANITY**

D526,143 S * 8/2006 Bruce D6/446
D577,226 S * 9/2008 Clucas et al. D6/446

(75) Inventor: **Carter J. Thomas**, Branchburg, NJ (US)

* cited by examiner

(73) Assignee: **AS IP Holdco, L.L.C.**, Piscataway, NJ (US)

Primary Examiner—Robert A Delehanty
(74) *Attorney, Agent, or Firm*—Flaster/Greenberg P.C.

(**) Term: **14 Years**

(57) **CLAIM**

(21) Appl. No.: **29/358,905**

The ornamental design for a vanity, as shown and described.

(22) Filed: **Apr. 1, 2010**

DESCRIPTION

(51) **LOC (9) Cl.** **23-02**

(52) **U.S. Cl.** **D23/286**

(58) **Field of Classification Search** D23/286,
D23/284, 293.1, 308; 4/630; D6/397, 432;
312/228, 249.8

FIG. 1 is a perspective view of a vanity;
FIG. 2 is a front view of the vanity of FIG. 1;
FIG. 3 is a side view of the vanity of FIG. 1;
FIG. 4 is a top view of the vanity of FIG. 1; and,
FIG. 5 is a rear view of the vanity of FIG. 1.

See application file for complete search history.


The broken line showing of a faucet and the back side is included for the purpose of illustrating the vanity and forms no part of the claimed design.

(56) **References Cited**

U.S. PATENT DOCUMENTS

D361,830 S * 8/1995 Segenschmid D23/293.1
D443,048 S * 5/2001 Smith D23/284

1 Claim, 2 Drawing Sheets






FIG. 1




FIG. 2

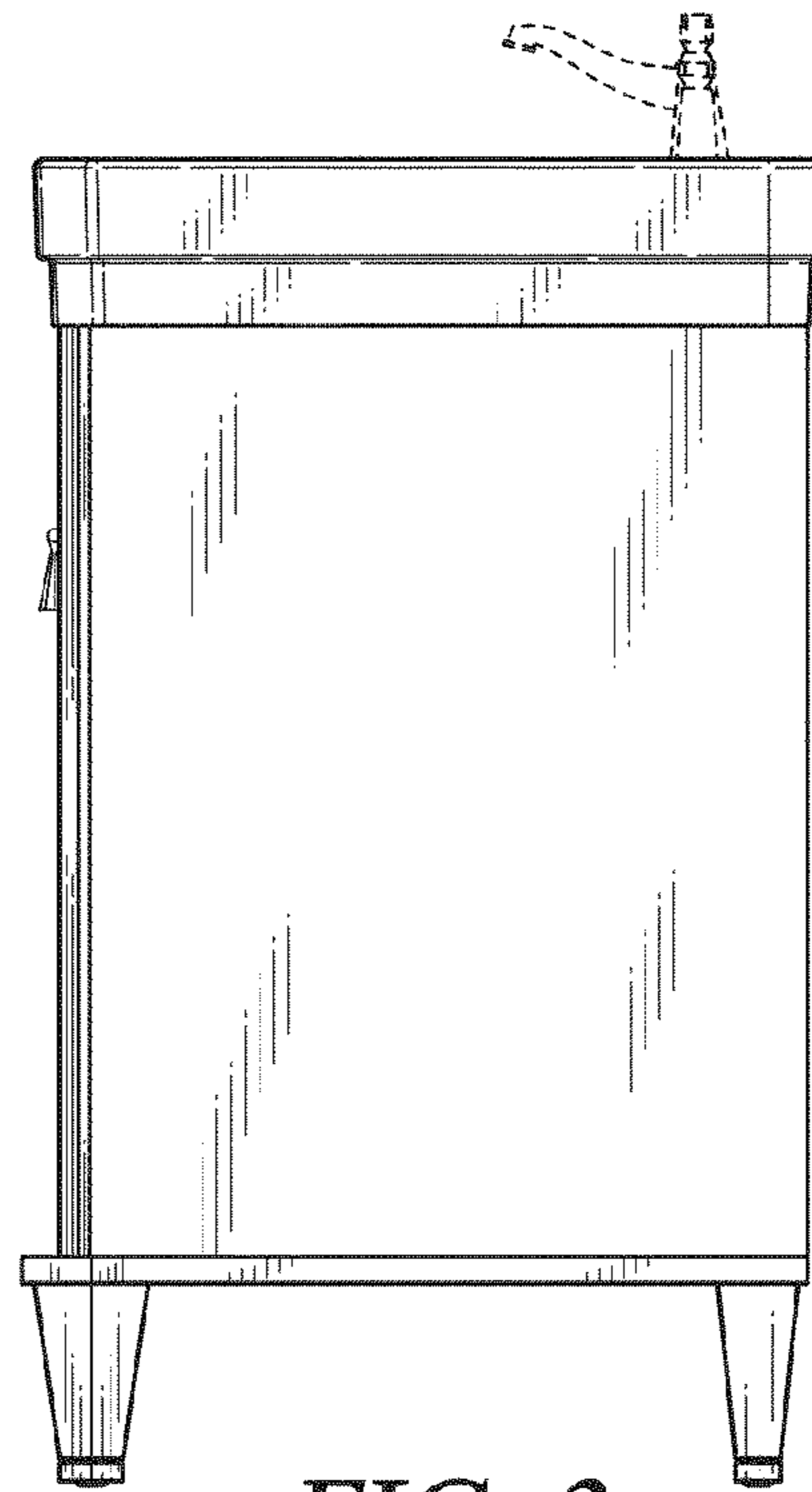


FIG. 3

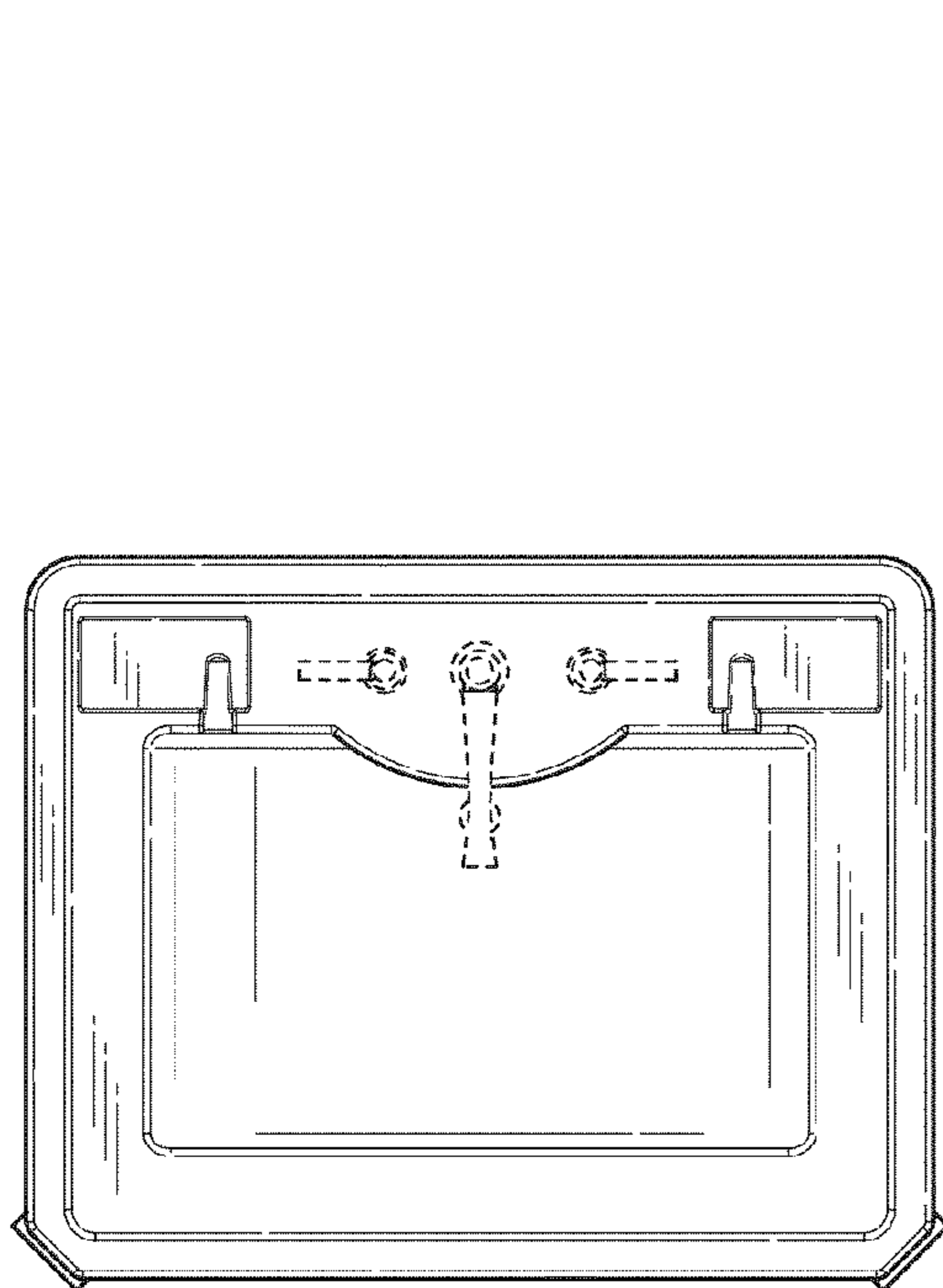


FIG. 4

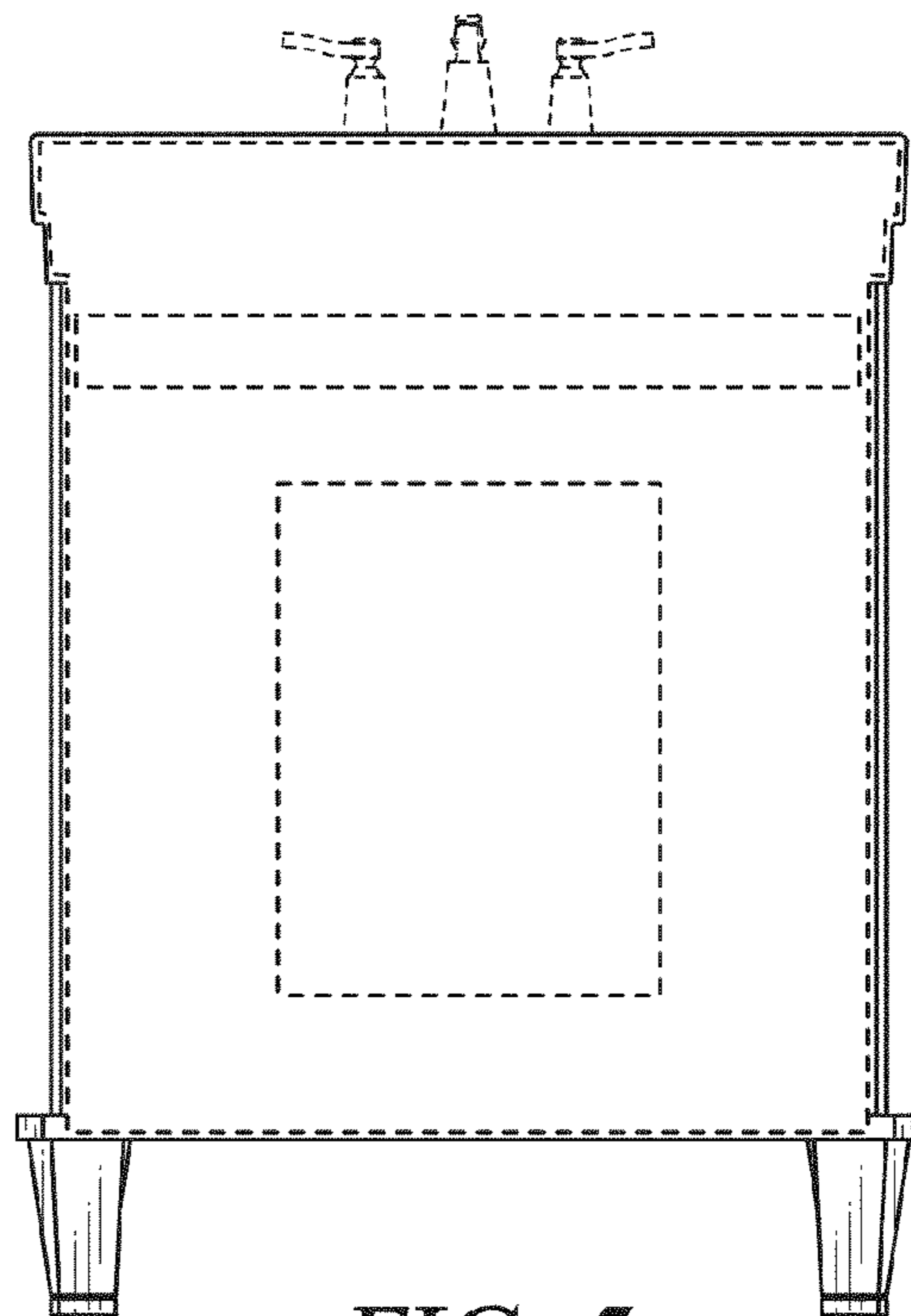


FIG. 5