



US00D626631S

(12) **United States Design Patent**
Romero et al.

(10) **Patent No.:** **US D626,631 S**

(45) **Date of Patent:** **** Nov. 2, 2010**

(54) **VALVE HANDLE**

(75) Inventors: **Emilie Williams Romero**, Chicago, IL (US); **Joseph P. Schutte**, Westland, MI (US); **Geraint Krumpe**, Chicago, IL (US)

(73) Assignee: **Brass-Craft Manufacturing Company**, Novi, MI (US)

(**) Term: **14 Years**

(21) Appl. No.: **29/345,715**

(22) Filed: **Oct. 21, 2009**

(51) **LOC (9) Cl.** **23-01**

(52) **U.S. Cl.** **D23/249**

(58) **Field of Classification Search** D23/233-237, D23/238-243, 249, 250; D8/300, 303, 306-308, D8/310-312, 321, 352, 378, 363, DIG. 2, D8/DIG. 3; D6/512, 546, 550; 4/657-678; 16/110.1, 441; 137/801

See application file for complete search history.

(56) **References Cited**

U.S. PATENT DOCUMENTS

1,923,691 A * 8/1933 Schornstein 403/253
2,168,072 A * 8/1939 Rumely 16/432

D350,184 S * 8/1994 Kohler, Jr. D23/250
D427,289 S * 6/2000 Hundley D23/250
D442,263 S * 5/2001 Warshawsky et al. D23/250
D597,632 S * 8/2009 Obara et al. D23/250

* cited by examiner

Primary Examiner—Robert M. Spear

Assistant Examiner—Maurice Stevens

(74) *Attorney, Agent, or Firm*—Edgar A. Zarins; Nirav D. Parikh

(57) **CLAIM**

The ornamental design for a valve handle, as shown and described.

DESCRIPTION

FIG. 1 is a perspective view of a valve handle showing my new design;

FIG. 2 is a top plan view thereof;

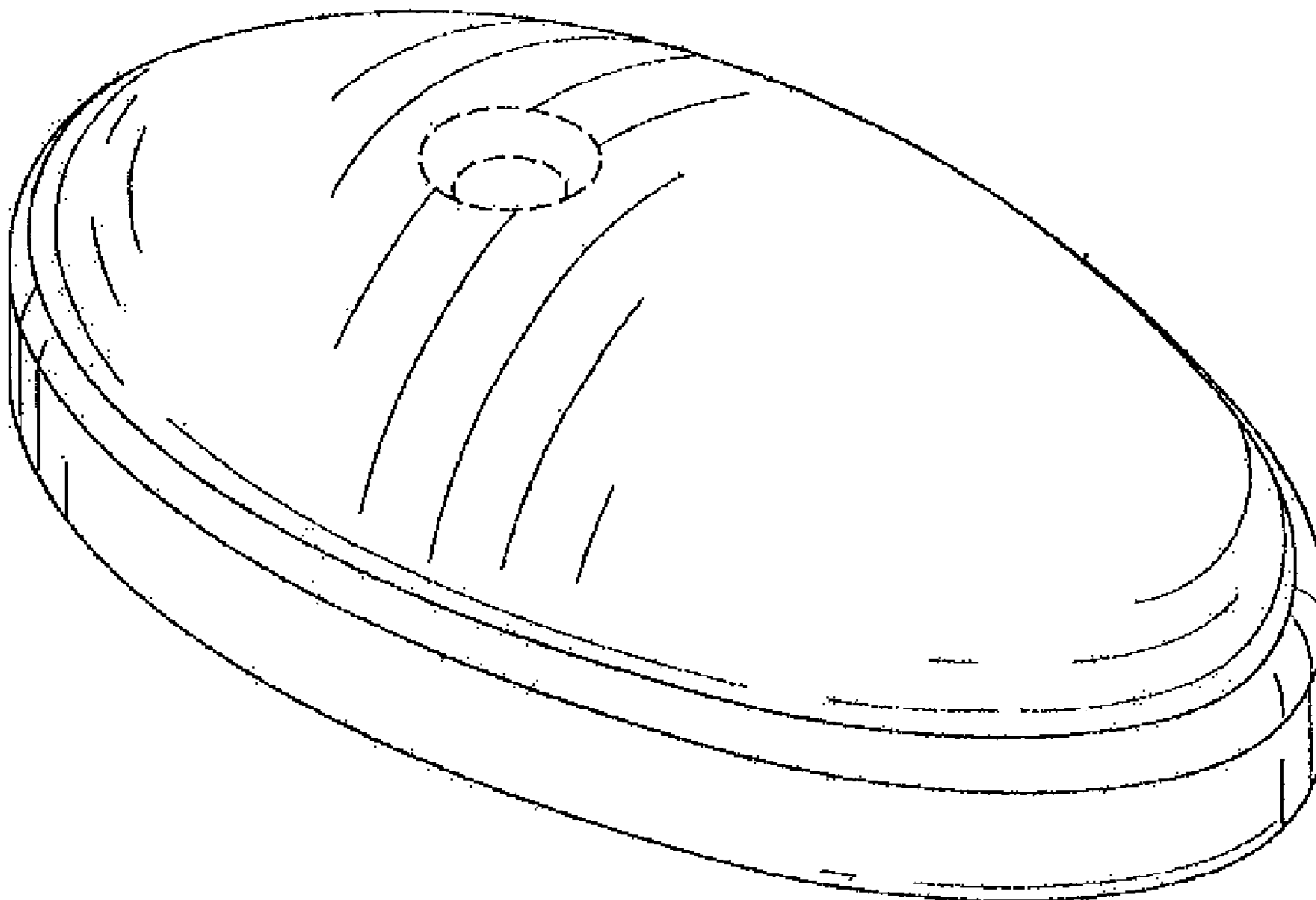
FIG. 3 is a right side view thereof;

FIG. 4 is a left side view thereof;

FIG. 5 is a first end view thereof; and,

FIG. 6 is a second end view thereof.

1 Claim, 2 Drawing Sheets



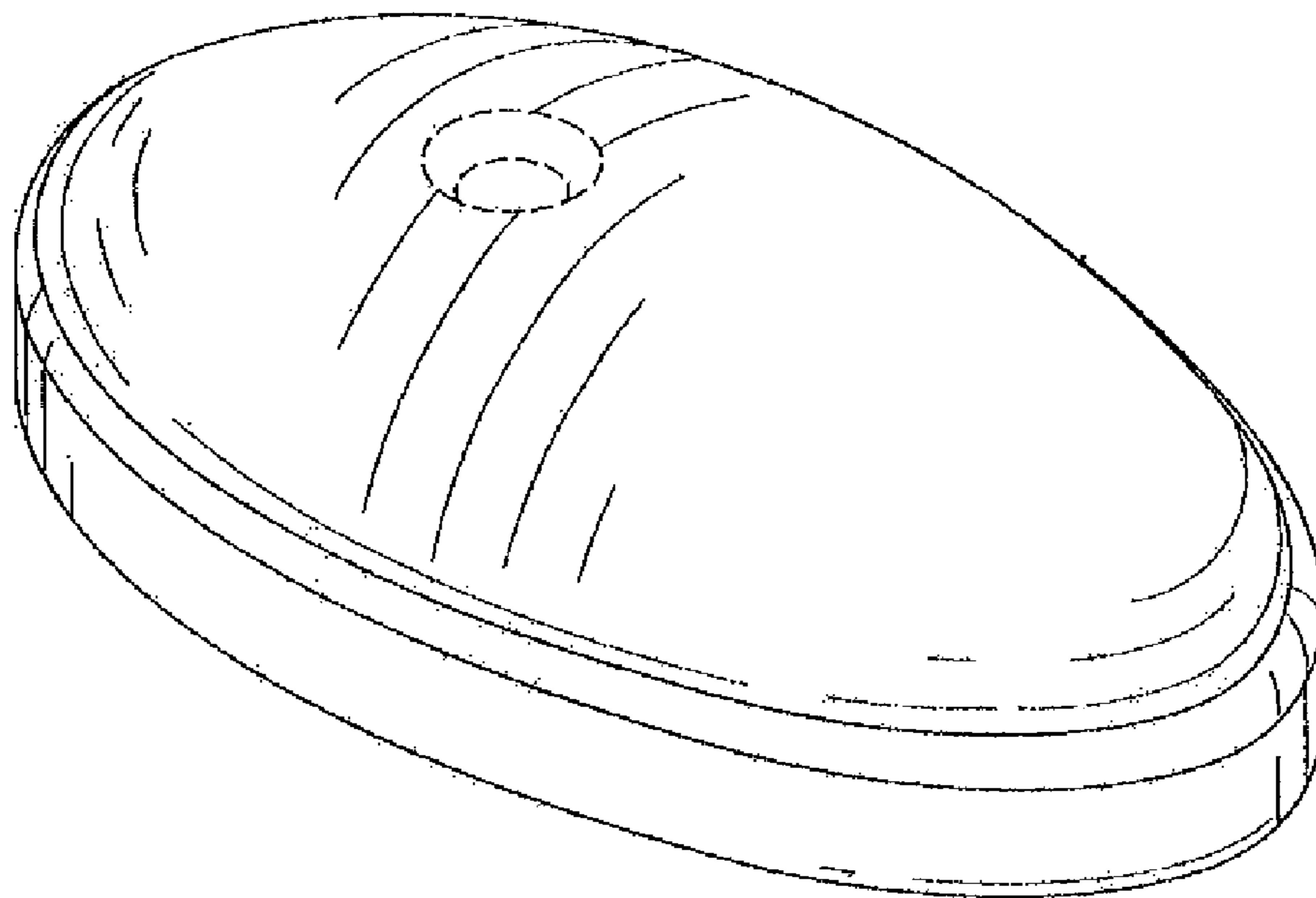


Fig-1

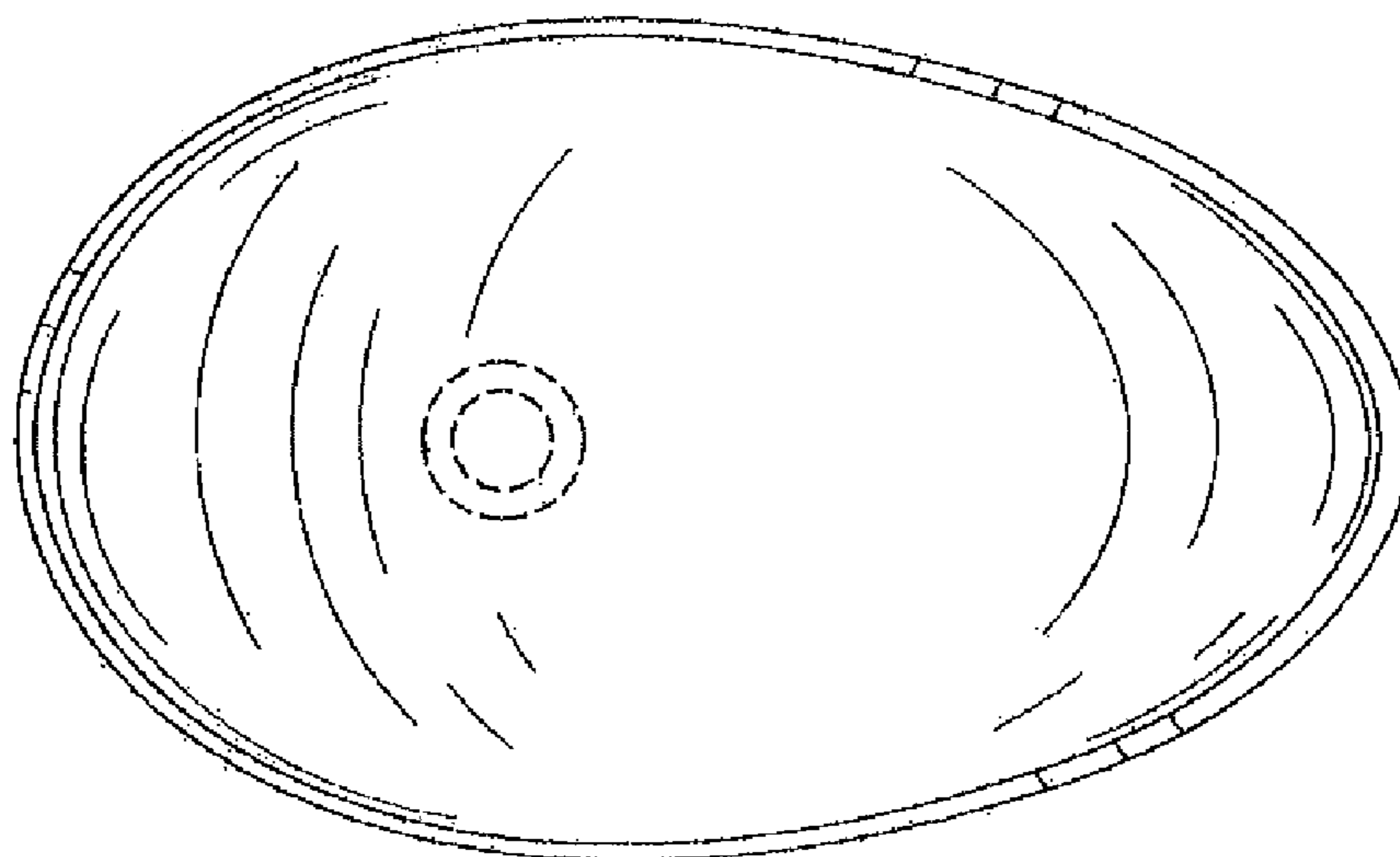


Fig-2




Fig-3

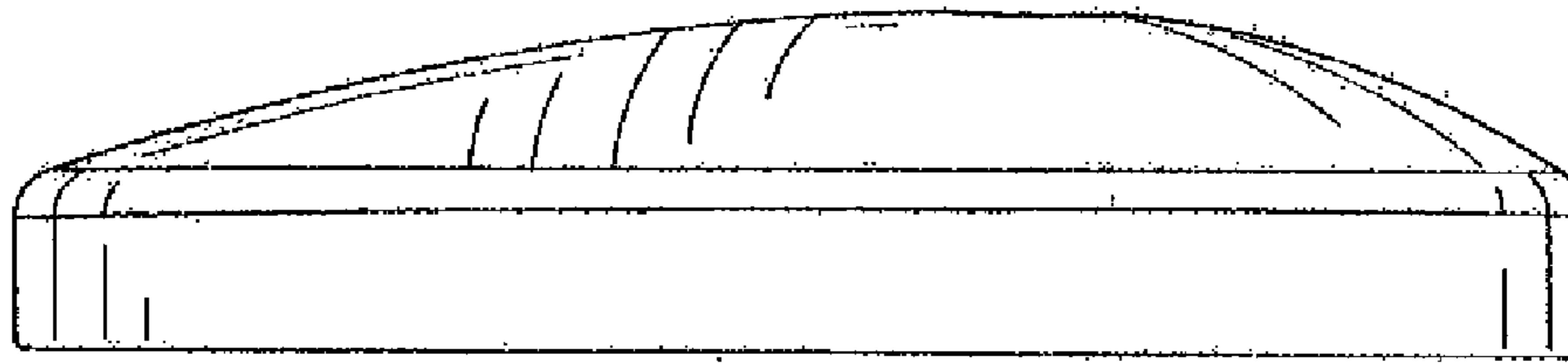


Fig-4




Fig-5




Fig-6