



US00D626618S

(12) **United States Design Patent**
Peterson et al.

(10) **Patent No.:** **US D626,618 S**
(45) **Date of Patent:** **** Nov. 2, 2010**

(54) **MODULAR ADJUSTABLE TACTICAL
FIREARM SYSTEM**

(75) Inventors: **Morris Peterson**, Earlysville, VA (US);
Matthew Peterson, Crozet, VA (US);
Gary Vance, Bristol, VA (US); **William
McCormick**, Bluff City, TN (US);
Charles Robert Overbey, Jr., Deland,
FL (US)

(73) Assignee: **Ashbury International Group, Inc.**,
Ruckersville, VA (US)

(**) Term: **14 Years**

(21) Appl. No.: **29/340,269**

(22) Filed: **Jul. 15, 2009**

Related U.S. Application Data

(63) Continuation of application No. 12/251,384, filed on
Oct. 14, 2008.

(51) **LOC (9) Cl.** **22-01**

(52) **U.S. Cl.** **D22/103**

(58) **Field of Classification Search** D22/100,
D22/101, 103, 104, 108, 199; D21/572,
D21/573; 42/51, 71.01, 75.01, 75.02, 90,
42/94, 134, 136, 139, 125, 72, 111; 362/110;
33/241, 277; 313/105 R; 89/40.06, 41.19,
89/37.04, 33.04, 191.01, 200-204; 124/67,
124/66, 74

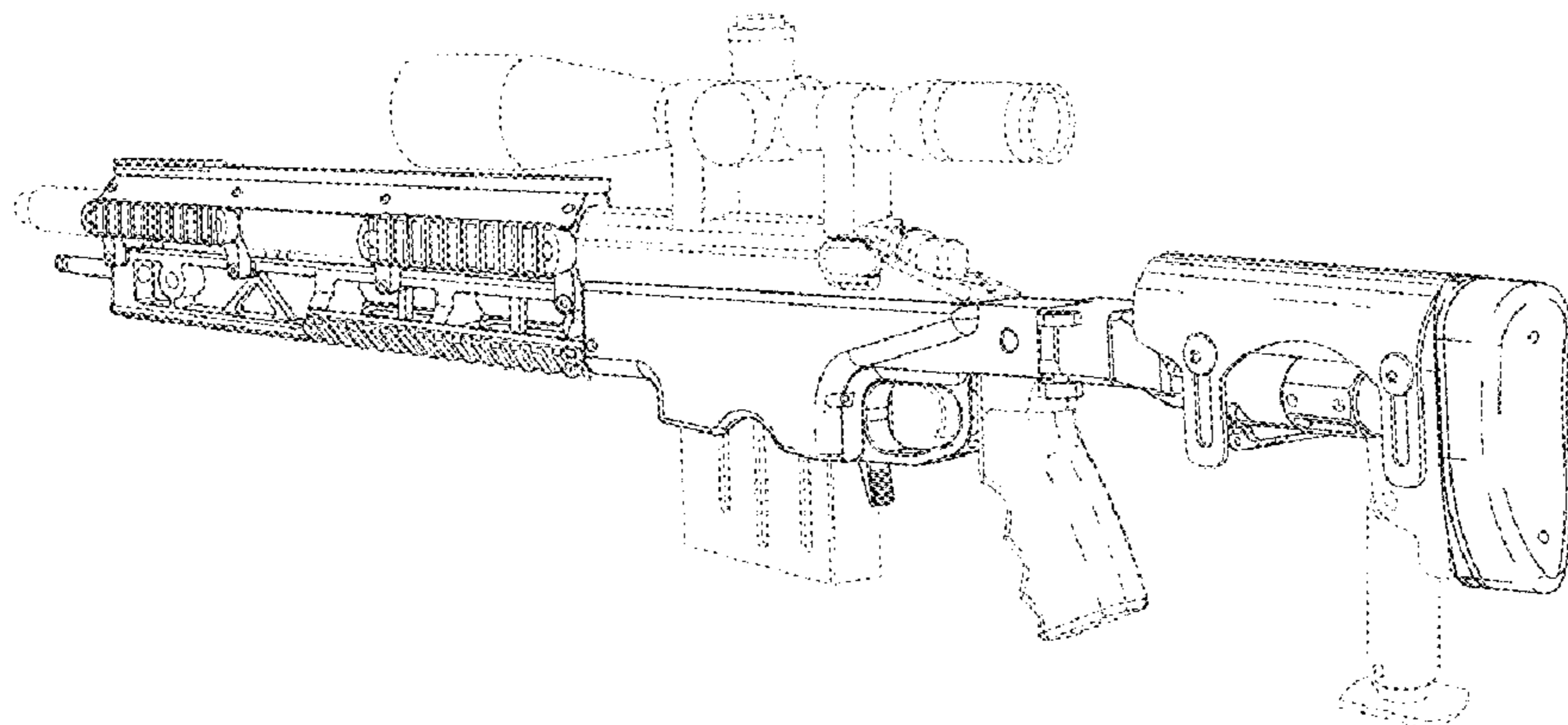
See application file for complete search history.

(56) **References Cited**

U.S. PATENT DOCUMENTS

2,387,691 A 10/1945 Sunderland
3,209,481 A 10/1965 Gilbert
3,369,316 A 2/1968 Miller
3,512,290 A 5/1970 La Violette, Jr. et al.
3,543,428 A 12/1970 Bronson
3,618,249 A 11/1971 Grandy
3,830,003 A 8/1974 Clerke
3,999,461 A 12/1976 Johnson et al.

4,203,244 A 5/1980 Hickman
4,383,384 A 5/1983 Fox
4,402,152 A 9/1983 Casull
4,430,822 A 2/1984 Fromming et al.
4,651,455 A 3/1987 Geiser, Jr.
4,674,216 A 6/1987 Ruger et al.
4,685,237 A 8/1987 Hugg
4,735,007 A 4/1988 Gal
D297,855 S 9/1988 Ruger et al.
4,790,095 A 12/1988 Campos
D304,223 S 10/1989 Ruger et al.
4,887,374 A 12/1989 Santarossa
4,920,677 A 5/1990 Schuerman
4,944,109 A 7/1990 Zedrosser
5,020,260 A 6/1991 Houghton
5,048,215 A 9/1991 Davis
D324,557 S 3/1992 Livingston
5,149,899 A 9/1992 Dabrowski
5,173,564 A 12/1992 Hammond, Jr.
5,209,215 A 5/1993 Morrison
5,417,002 A 5/1995 Guerra
5,440,963 A 8/1995 Szecsei
5,590,484 A 1/1997 Mooney et al.
5,642,581 A 7/1997 Herold et al.
5,711,102 A 1/1998 Plaster et al.
D391,334 S 2/1998 Plaster et al.
D403,043 S 12/1998 Spekner
5,900,577 A 5/1999 Robinson et al.
5,987,797 A 11/1999 Dustin
6,293,040 B1 9/2001 Luth
6,487,805 B1 12/2002 Reynolds
6,497,065 B1 12/2002 Huston
6,598,330 B2* 7/2003 Garrett et al. 42/85
6,637,142 B1 10/2003 Reynolds
6,839,998 B1 1/2005 Armstrong
D510,401 S 10/2005 Murello et al.
7,024,812 B2 4/2006 Nelson
7,131,228 B2 11/2006 Hochstrate et al.
7,152,355 B2 12/2006 Fitzpatrick et al.
7,325,351 B1 2/2008 Leung
7,386,952 B1 6/2008 Henretty
7,428,795 B2 9/2008 Herring
2003/0110675 A1 6/2003 Garrett et al.
2004/0000083 A1 1/2004 Grant, Jr.
2004/0211104 A1 10/2004 Eberle
2005/0000142 A1* 1/2005 Kim et al. 42/124
2005/0183317 A1 8/2005 Finn
2005/0229466 A1 10/2005 Muhlestein
2005/0241206 A1* 11/2005 Teetzel et al. 42/72



2005/0241211	A1	11/2005	Swan	
2006/0010749	A1	1/2006	Kincel	
2006/0026883	A1*	2/2006	Hochstrate et al.	42/75.01
2006/0048424	A1*	3/2006	Weir	42/69.01
2006/0162227	A1*	7/2006	Samson	42/148
2006/0174532	A1	8/2006	Popikow	
2006/0236582	A1	10/2006	Lewis et al.	
2006/0242880	A1	11/2006	Griffin	
2006/0254111	A1	11/2006	Giauque et al.	
2006/0277810	A1	12/2006	Leitner-Wise	
2006/0283067	A1	12/2006	Herring	
2007/0089347	A1	4/2007	Webber et al.	
2007/0130817	A1	6/2007	Ballard	
2007/0199225	A1	8/2007	Haugen	
2007/0199435	A1*	8/2007	Hochstrate et al.	89/191.02
2008/0028662	A1	2/2008	Abraham et al.	
2008/0168695	A1	7/2008	Nakayama	
2009/0277067	A1	11/2009	Gregg	
2009/0288324	A1	11/2009	Peterson et al.	

FOREIGN PATENT DOCUMENTS

DE 3743092 7/1988

OTHER PUBLICATIONS

“AW Rifle System”, Sales Brochure, Accuracy International Ltd., available at http://www.accuracyinternational.com/assets/assets/aw_brochure.pdf.

“AICS (Accuracy International Chassis System) Upgrade Kit for Remington 700”, Sales Brochure, Accuracy International Ltd., available at http://www.accuracyinternational.com/assets/assets/aics_brochure.pdf.

“Timerwolf 338 Lapua”, Webpage, Jun. 25, 20097, Colt Canada Corp., available at <http://www.coltcanada.com/timberwolf-page.htm>.

“Colt Canada”, Sales Catalog, Colt Canada Corp., available at <http://www.coltcanada.com/PDF%20Forms/CC-cat-web.pdf>.

“Owner’s and Maintenance Manual for SAKO TRG 22/42 Sharpshooting System”, Owner’s Manual, Aug. 19, 2007, Sako Ltd, available at http://www.sako.fi/pdf/manuals/TRG22_42.pdf.

“Specification—Sako TRG Sharpshooting System”, Specification, Sep. 28, 2001, Sako Ltd, available at <http://www.sako.fi/pdf/specs/TRG.pdf>.

“Specification—Sako TRG Sharpshooting System”, Specification, Dec. 19, 2008, Sako Ltd, available at <http://www.sako.fi/pdf/specs/TRG.pdf>.

“Hecate II: Long-Range Anti-Material Rifle”, Sales Brochure, PGM Precision (Dec. 12, 2008) available at http://www.pgmprecision.com/uploads/pdf/hecate_2008_en.pdf.

“A.M.S.D. Sniper Rifle”, Specification, Advanced Military System Design (Apr. 21, 2006) available at <http://www.amsd.ch/products/nemesis/om50nemesis.pdf>.

“Sako Export 2008”, Sales Catalog, 2008, Sako Ltd. (Apr. 1, 2008) available at http://www.sako.fi/pdf/sako_export_2008.pdf.

“JP MOR-07 Manually Operated Rifle”, Webpage, J.P. Enterprises, Inc. (Jan. 5, 2007) available at <http://www.jp Rifles.com/1.2.6.php>.

“MBAR”, Webpage, Halo Arms, LLC (Dec. 12, 2006) available at <http://www.haloarms.com/MBAR.html>.

“MP-MODSS (McCree’s Precision Modular Stock System)”, Webpage, McCree’s Multi Services (Aug. 16, 2007) available at <http://www.mccreeprecision.net/index.htm>.

“A.R.M.S. #50 M-CV, and #58 M-CV MOD SIR System”, Sales Brochure, A.R.M.S., Inc. (Nov. 5, 2009) available at <http://www.armsmounts.com/manuals/50M-CV%20Manual.pdf>.

* cited by examiner

Primary Examiner—T. Chase Nelson
Assistant Examiner—Michael A Pratt
 (74) *Attorney, Agent, or Firm*—Troutman Sanders LLP; James Hunt Yancey, Jr.; Robert R. Elliott, Jr.

(57) CLAIM

The ornamental design for a modular, adjustable tactical firearm system, as shown and described.

DESCRIPTION

FIG. 1 illustrates a perspective, side view of a new design for a modular, adjustable tactical firearm system depicting a modular, extendable folding buttstock; a modular truss-type forend; and a modular lower receiver;

FIG. 2 illustrates a cross-sectional view of a new design for a modular, adjustable tactical firearm system depicting a modular, extendable folding buttstock; a modular truss-type forend; and a modular lower receiver;

FIG. 3 illustrates a cross-sectional view of a new design for a modular, adjustable tactical firearm system depicting a modular, extendable folding buttstock; a modular truss-type forend; and a modular lower receiver;

FIG. 4 illustrates a side view of a new design for a modular, adjustable tactical firearm system depicting a modular, extendable folding buttstock; a modular truss-type forend; and a modular lower receiver;

FIG. 5 illustrates a side view of a new design for a modular, adjustable tactical firearm system depicting a modular, extendable folding buttstock; a modular truss-type forend; and a modular lower receiver;

FIG. 6 illustrates a top view of a new design for a modular, adjustable tactical firearm system depicting a modular, extendable folding buttstock; a modular truss-type forend; and a modular lower receiver;

FIG. 7 illustrates a bottom view of a new design for a modular, adjustable tactical firearm system depicting a modular, extendable folding buttstock; a modular truss-type forend; and a modular lower receiver;

FIG. 8 illustrates a perspective, side view of a new design for a modular, adjustable tactical firearm system depicting a modular, extendable folding buttstock; a modular truss-type forend; and a modular lower receiver; and,

FIG. 9 illustrates a perspective, side view of a new design for a modular, adjustable tactical firearm system depicting a modular, extendable folding buttstock; a modular truss-type forend; and a modular lower receiver.

The broken, dashed lines shown in the various figures depicting embodiments of the invention are included for the purpose of illustrating environment and do not form any part of the claimed design.

1 Claim, 6 Drawing Sheets

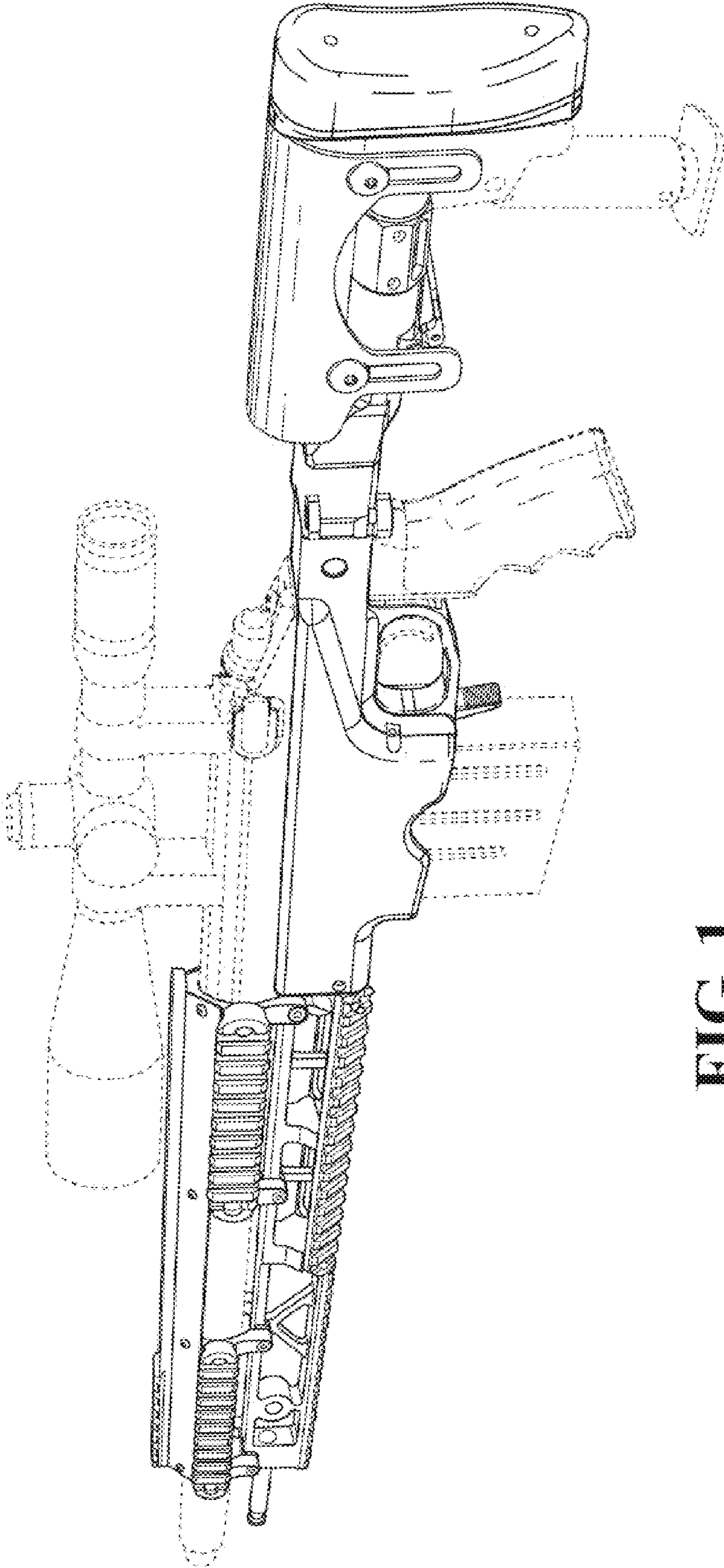


FIG. 1

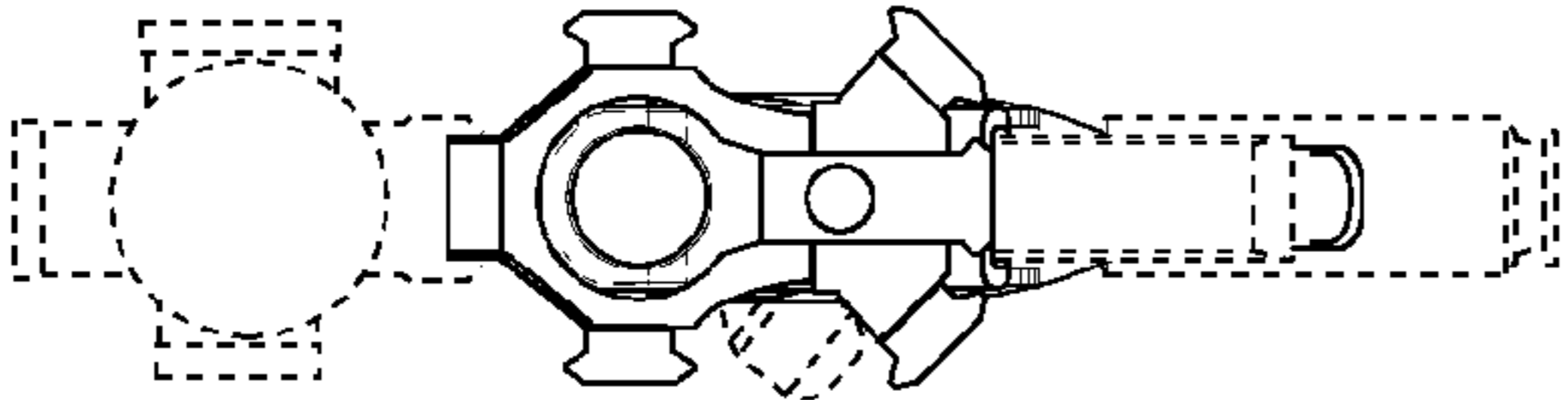


FIG. 3

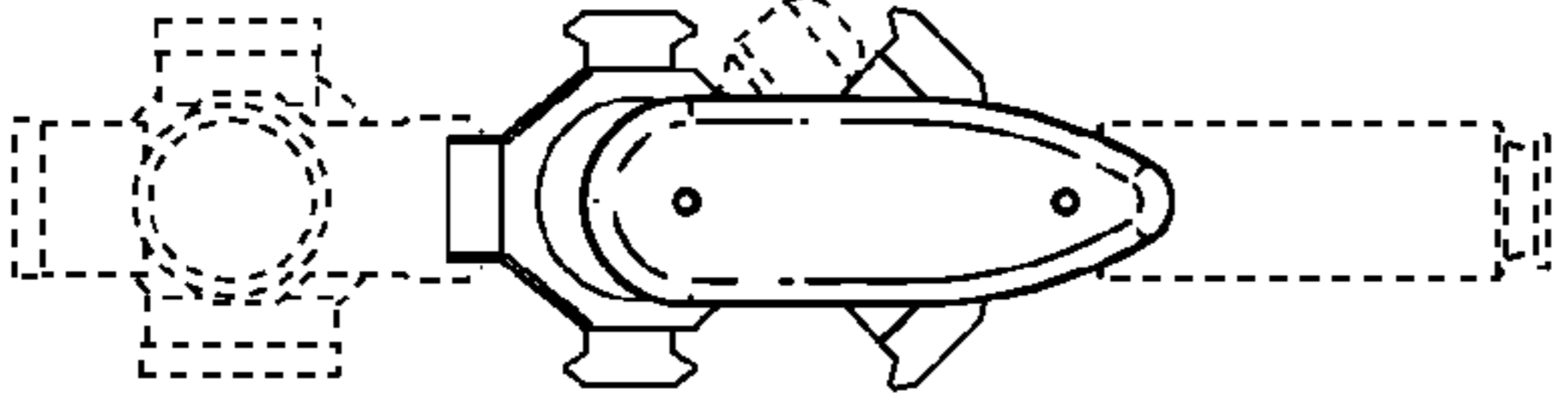


FIG. 2

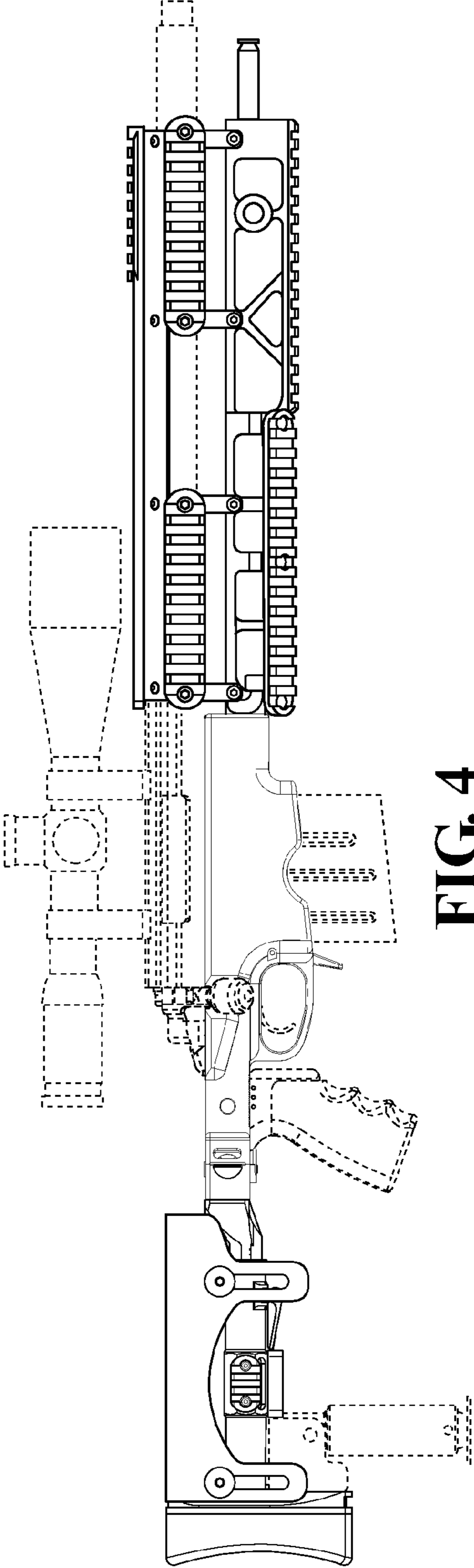


FIG. 4

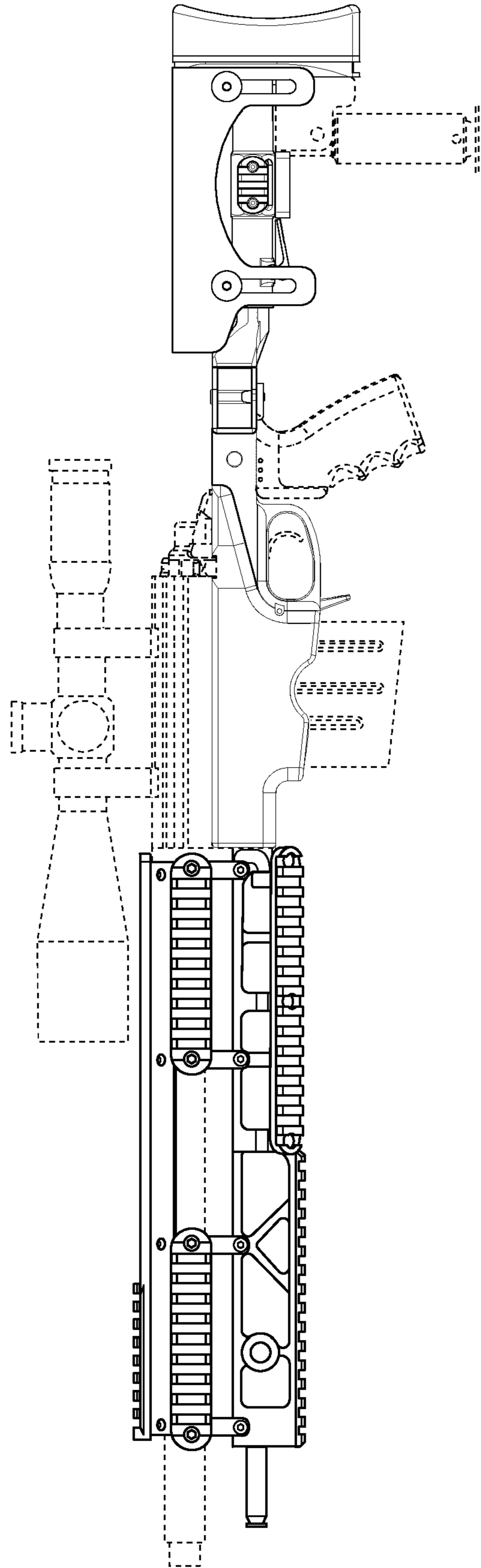


FIG. 5

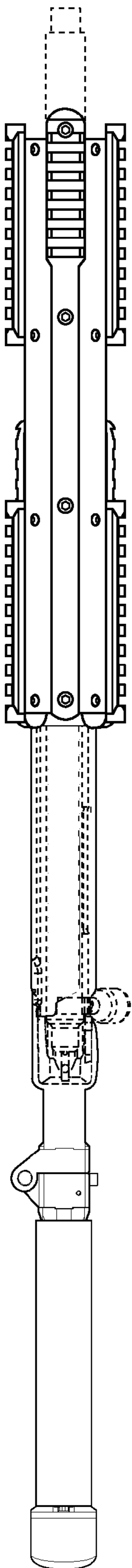


FIG. 6

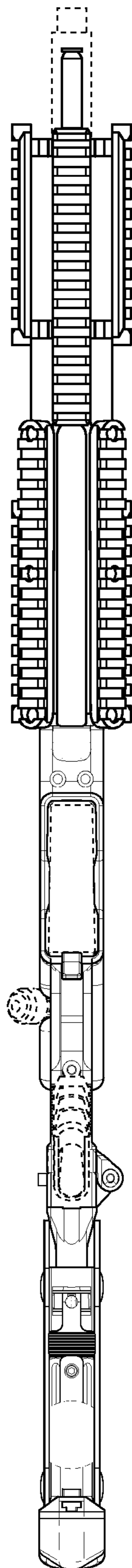


FIG. 7

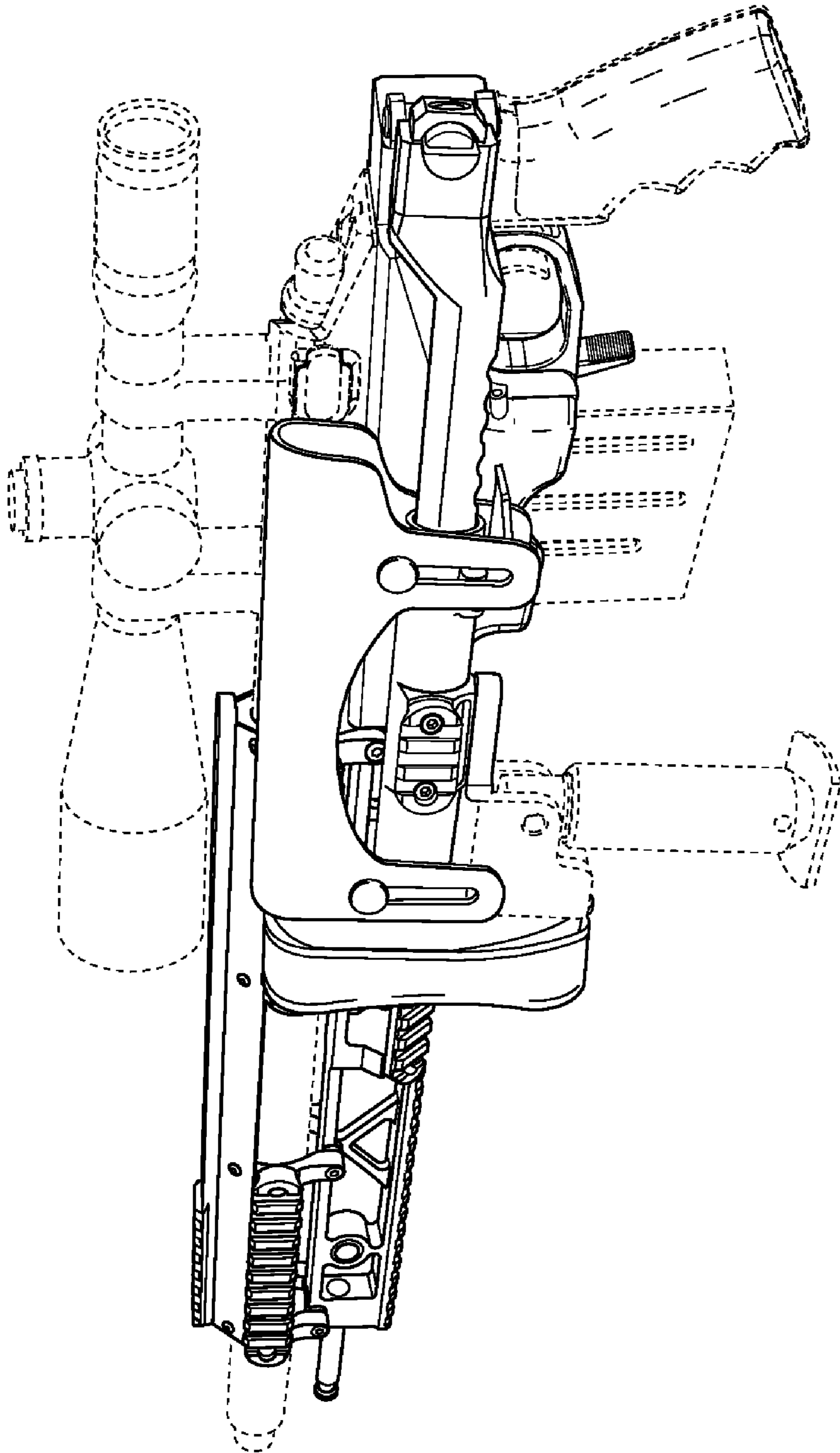


FIG. 8

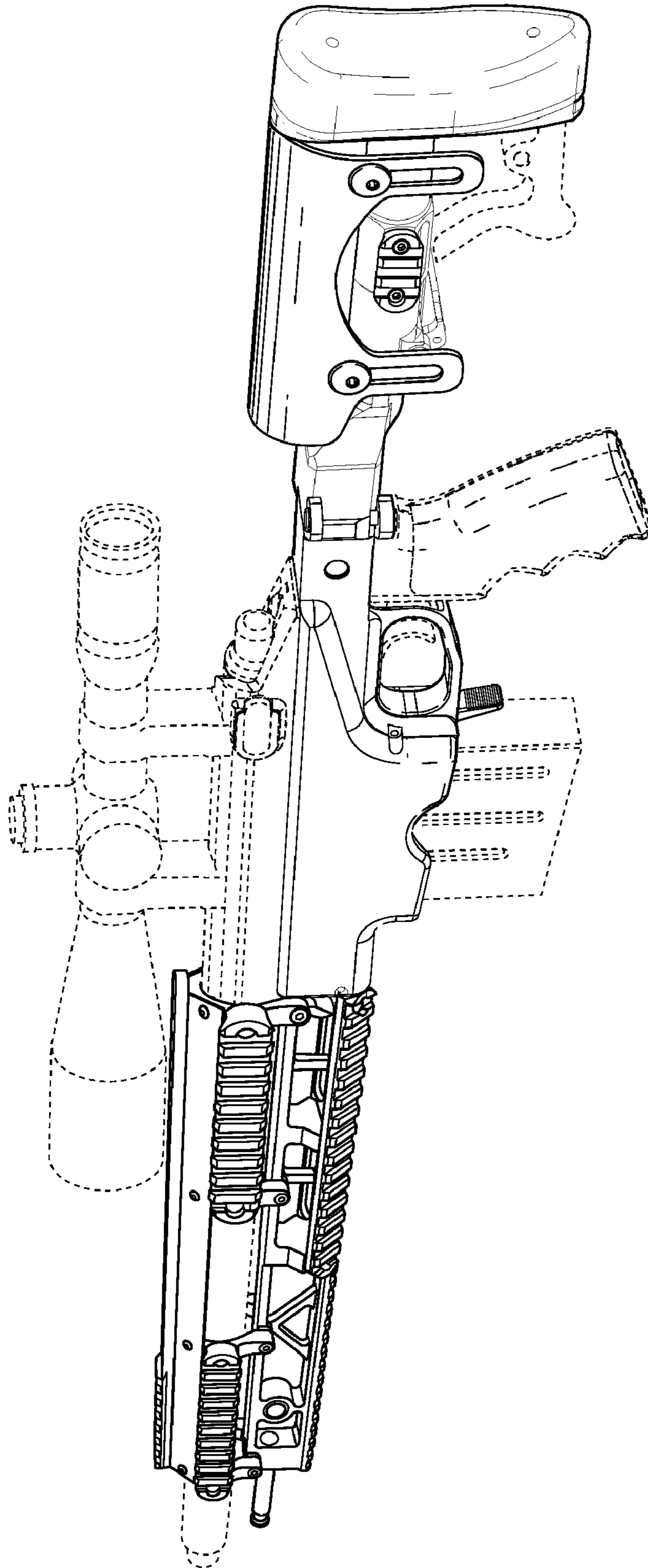


FIG. 9