



US00D626614S

(12) **United States Design Patent**
Wood et al.

(10) **Patent No.:** **US D626,614 S**

(45) **Date of Patent:** **** Nov. 2, 2010**

(54) **GOLF GRIP**

D595,379 S * 6/2009 Devaney et al. D21/756
D595,796 S * 7/2009 Devaney et al. D21/756

(75) Inventors: **Billy Dee Wood**, Whispering Pines, NC
(US); **David Keith Gill**, Pinehurst, NC
(US)

* cited by examiner

Primary Examiner—Mitchell I Siegel

(74) *Attorney, Agent, or Firm*—Daniel S. Kalka

(73) Assignee: **Eaton Corporation**, Cleveland, OH
(US)

(57) **CLAIM**

(**) Term: **14 Years**

The ornamental design for a golf grip, substantially as shown and described.

(21) Appl. No.: **29/345,872**

(22) Filed: **Oct. 23, 2009**

DESCRIPTION

(51) **LOC (9) Cl.** **21-02**

FIG. 1 is a front view of one embodiment of a golf grip;

(52) **U.S. Cl.** **D21/756**

FIG. 2 is a right side view of the golf grip;

(58) **Field of Classification Search** D21/756;
150/160

FIG. 3 is a left side view of the golf grip;

FIG. 4 is a rear view of the golf grip;

See application file for complete search history.

FIG. 5 is a bottom view of the golf grip;

FIG. 6 is a top view of the golf grip;

(56) **References Cited**

U.S. PATENT DOCUMENTS

D524,390 S * 7/2006 Tuerschmann D21/756
D592,262 S * 5/2009 Devaney et al. D21/756
D592,263 S * 5/2009 Devaney et al. D21/756
D592,264 S * 5/2009 Devaney et al. D21/756
D592,266 S * 5/2009 Devaney et al. D21/756
D595,378 S * 6/2009 Devaney et al. D21/756

FIG. 7 is a front view of an alternate embodiment of the golf grip;

FIG. 8 is a right side view of the golf grip shown in FIG. 7; and,

FIG. 9 is a left side view of the golf grip shown in FIG. 7.

1 Claim, 3 Drawing Sheets






Fig.1

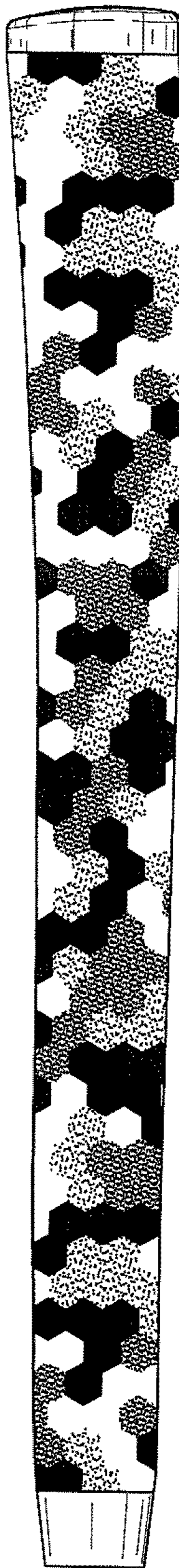


Fig.2




Fig.3




Fig.4

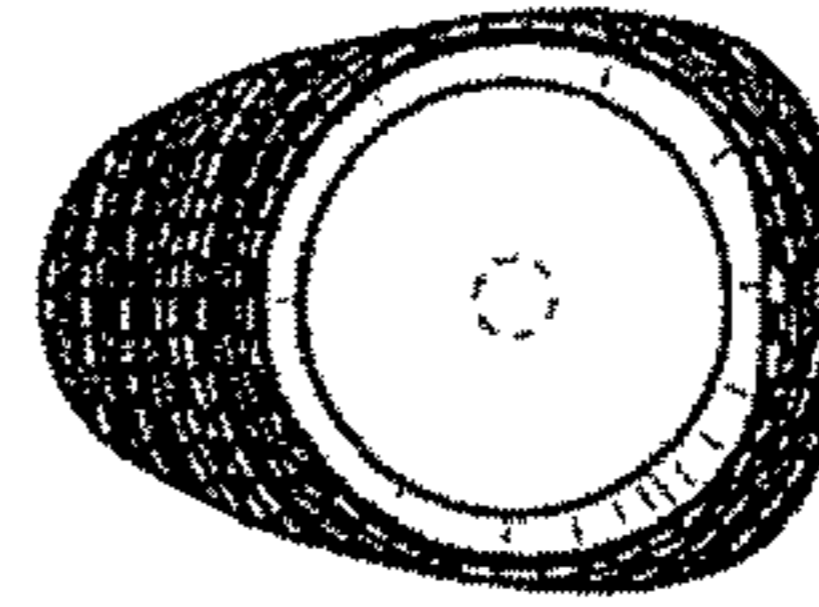


Fig.5

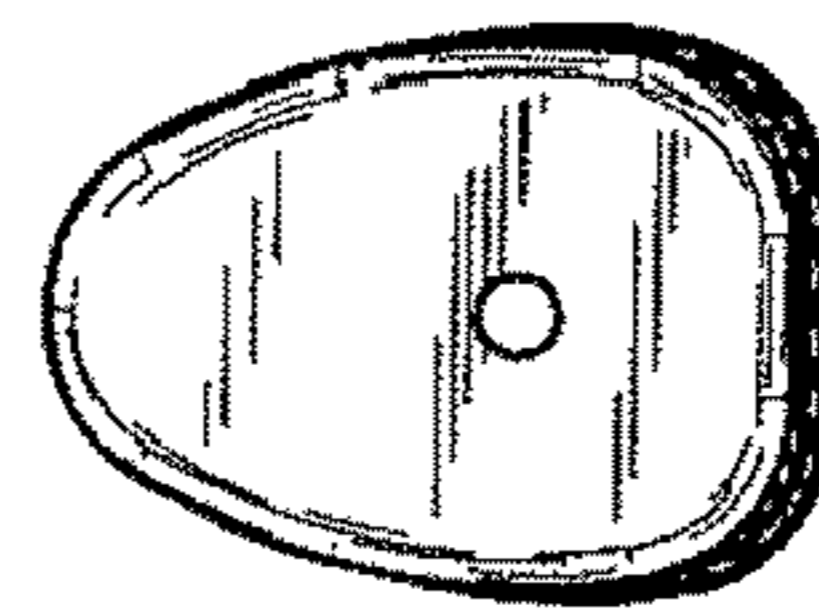


Fig.6




Fig.7




Fig.8




Fig.9