



US00D626612S

(12) **United States Design Patent**
Fitzgerald et al.

(10) **Patent No.:** **US D626,612 S**

(45) **Date of Patent:** **** Nov. 2, 2010**

(54) **BAT**

(75) Inventors: **Stephen Fitzgerald**, Halifax (CA);
Frederic St-Laurent, Chelsea (CA)

(73) Assignee: **Combat Sports, Inc.**, Ottawa, Ontario
(CA)

(**) Term: **14 Years**

(21) Appl. No.: **29/346,924**

(22) Filed: **Nov. 9, 2009**

(51) **LOC (9) Cl.** **21-02**

(52) **U.S. Cl.** **D21/725**

(58) **Field of Classification Search** D21/722,
D21/725; 473/564-568

See application file for complete search history.

(56) **References Cited**

U.S. PATENT DOCUMENTS

D296,691 S * 7/1988 Tajima D21/725

D474,519 S * 5/2003 Filice D21/725
6,776,735 B1 * 8/2004 Belanger et al. 473/567
2004/0053716 A1 * 3/2004 Wu 473/564
2004/0209716 A1 * 10/2004 Vacek et al. 473/567
2005/0070384 A1 * 3/2005 Fitzgerald et al. 473/567

* cited by examiner

Primary Examiner—Mitchell I Siegel

(74) *Attorney, Agent, or Firm*—Moffat & Co.

(57) **CLAIM**

The ornamental design for a bat, as shown and described.

DESCRIPTION

FIG. 1 is a handle-end, perspective view of the bat;

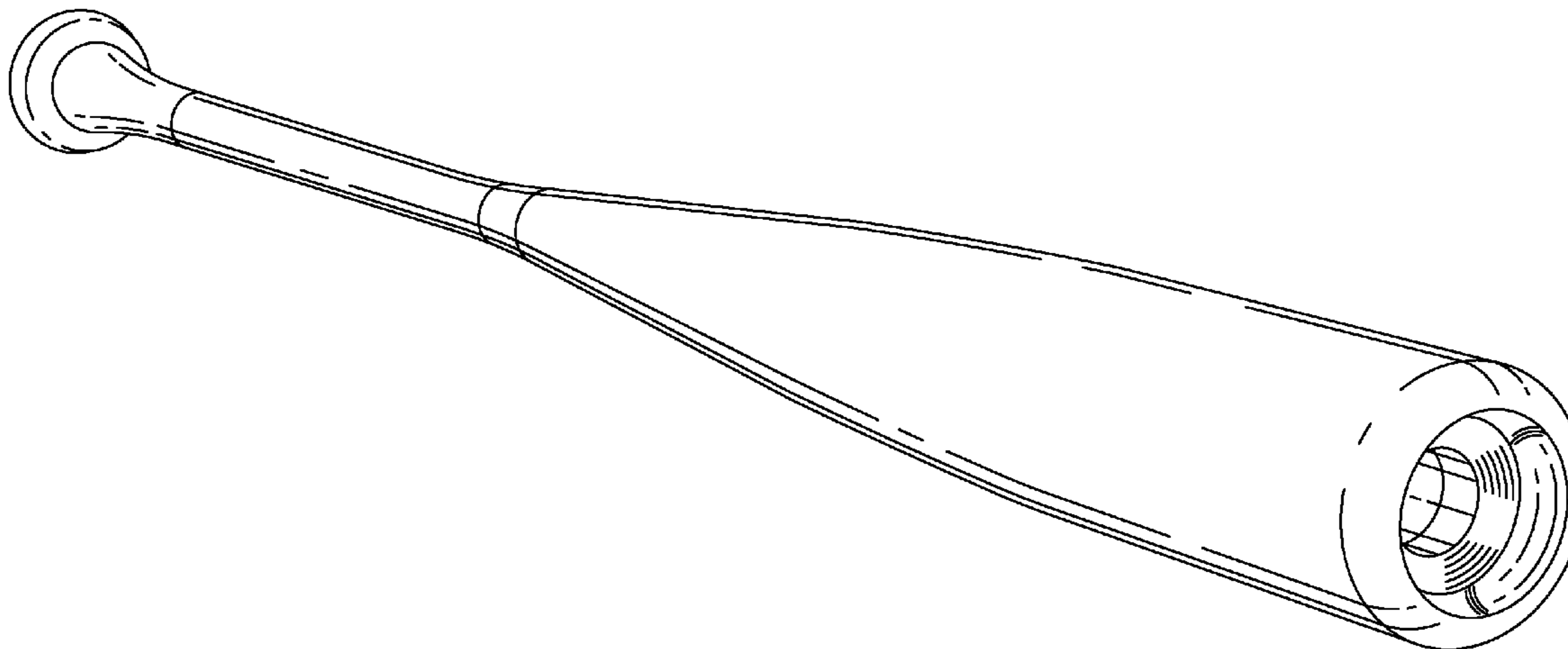
FIG. 2 is a side view of the bat;

FIG. 3 is a handle-end view of the bat;

FIG. 4 is a barrel-end view of the bat; and,

FIG. 5 is a barrel-end, perspective view of the bat.

1 Claim, 3 Drawing Sheets



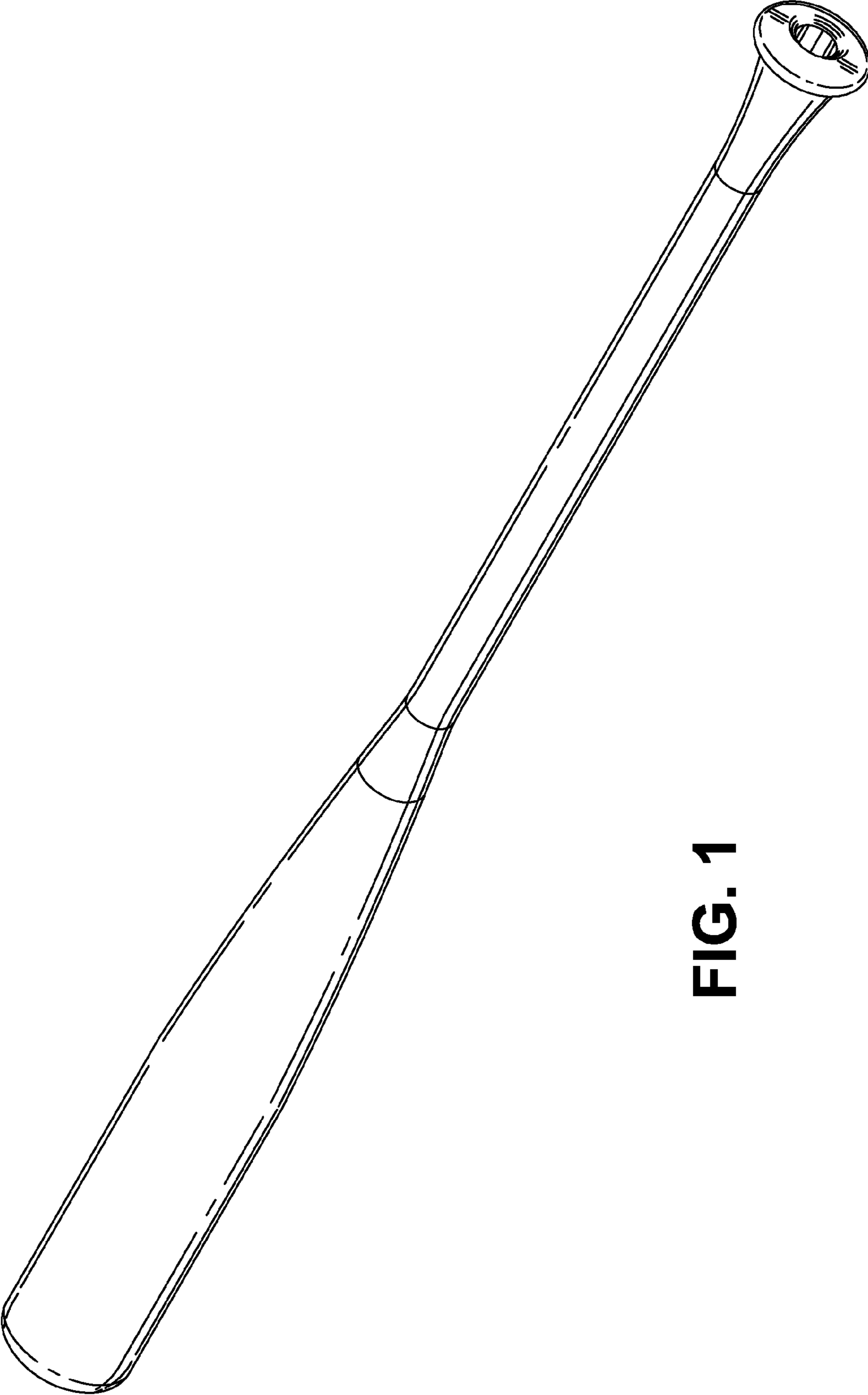


FIG. 1

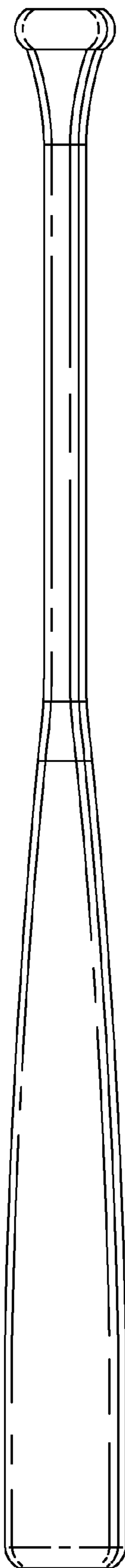


FIG. 2




FIG. 4

FIG. 3

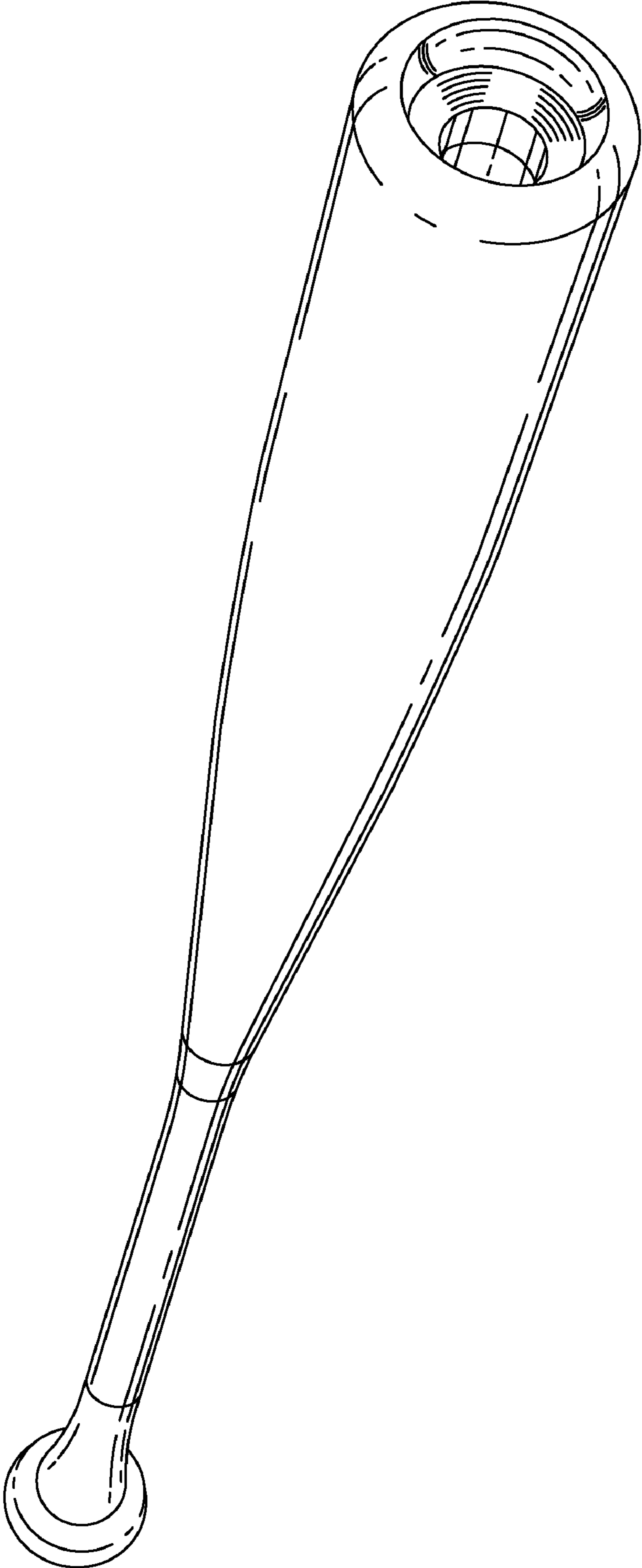


FIG. 5