

US00D626600S

(12) **United States Design Patent**  
**Brown**

(10) **Patent No.:** **US D626,600 S**

(45) **Date of Patent:** **\*\* Nov. 2, 2010**

(54) **NOZZLE DISPLAY**

(75) Inventor: **Robin Brown**, Franklin, MO (US)

(73) Assignee: **Husky Corporation**, Pacific, MO (US)

(\*\*) Term: **14 Years**

(21) Appl. No.: **29/314,103**

(22) Filed: **Mar. 3, 2009**

(51) **LOC (9) Cl.** ..... **20-02**

(52) **U.S. Cl.** ..... **D20/43**

(58) **Field of Classification Search** ..... D20/10,  
D20/19, 22, 27, 42, 43, 99; 40/299.01, 316,  
40/584, 625, 629, 634, 640, 642.02, 649,  
40/658, 661, 661.11, 661.12, 662-664, 666;  
D8/354; D15/9.1; D23/213, 227; 141/391,  
141/392; 222/23

See application file for complete search history.

(56) **References Cited**

**U.S. PATENT DOCUMENTS**

D173,007	S	*	9/1954	Anderson	.....	D23/227
5,058,637	A		10/1991	Fell		
5,184,655	A	*	2/1993	Fell	.....	141/392
D382,913	S	*	8/1997	DeArkland	.....	D20/42
5,810,063	A	*	9/1998	Alvern	.....	141/391
5,864,977	A	*	2/1999	Alvern	.....	40/658
6,061,942	A	*	5/2000	Alvern	.....	40/642.02

D433,715	S	*	11/2000	Bartz	.....	D20/22
D458,969	S	*	6/2002	Lakin	.....	D20/10
D460,681	S	*	7/2002	Edwards	.....	D8/354
6,783,028	B1	*	8/2004	Ambrose et al.	.....	222/23
7,255,142	B2	*	8/2007	Carder et al.	.....	141/392
2008/0263920	A1	*	10/2008	Trigg et al.	.....	40/299.01

\* cited by examiner

*Primary Examiner*—Mary Ann Calabrese

(74) *Attorney, Agent, or Firm*—Paul M. Denk

(57) **CLAIM**

The ornamental design for the nozzle display, as shown and described.

**DESCRIPTION**

FIG. 1 shows the nozzle display of this invention; the nozzle and the nozzle scuff guard shown in broken lines representing environment which forms no part of the claimed design;

FIG. 2 is a back view of the nozzle display, as removed from the nozzle and nozzle scuff guard;

FIG. 3 is a front view thereof;

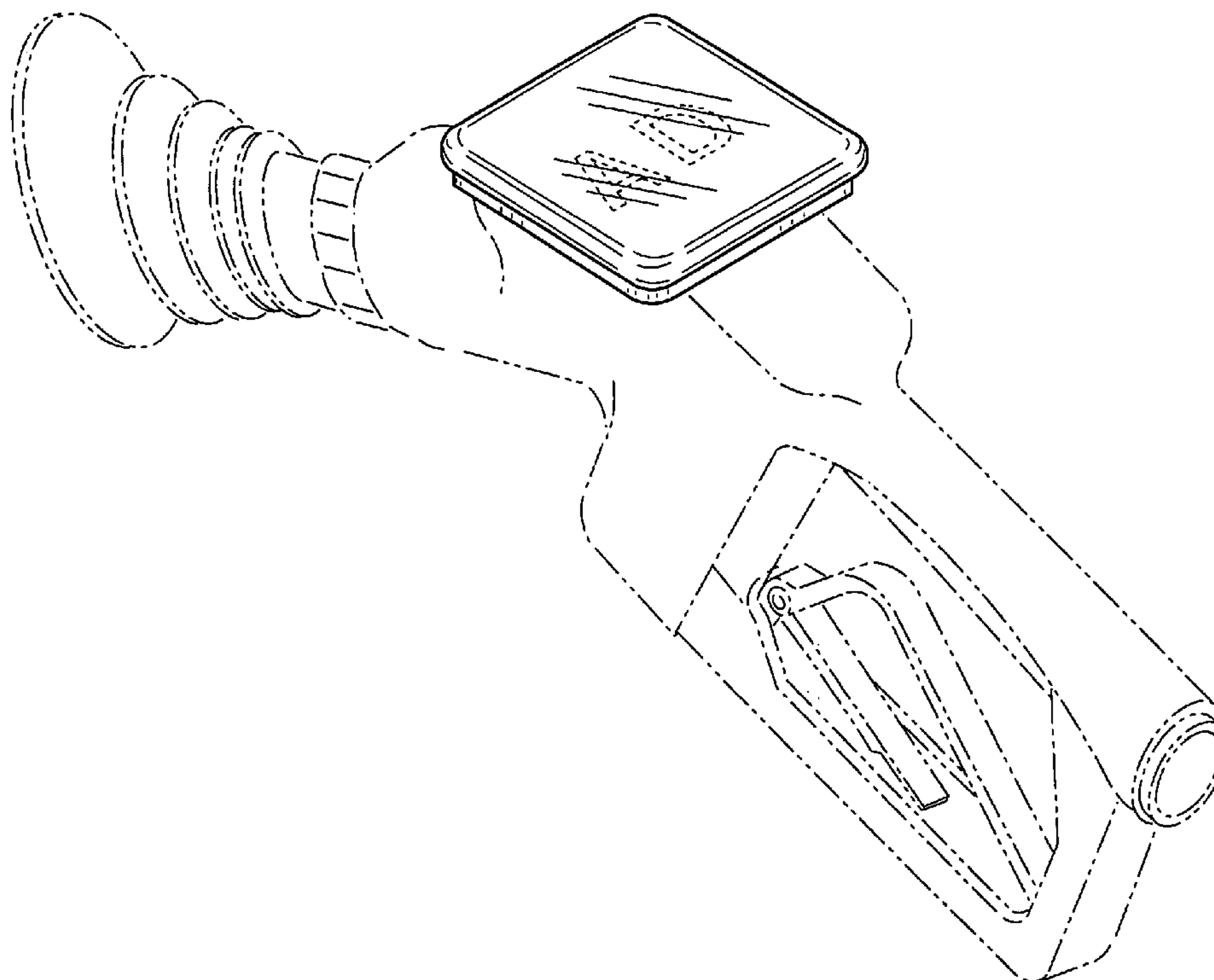
FIG. 4 is a left side view of the nozzle display;

FIG. 5 is a right side view of the nozzle display;

FIG. 6 is a top plan view; and,

FIG. 7 is a bottom plan view thereof.

**1 Claim, 2 Drawing Sheets**



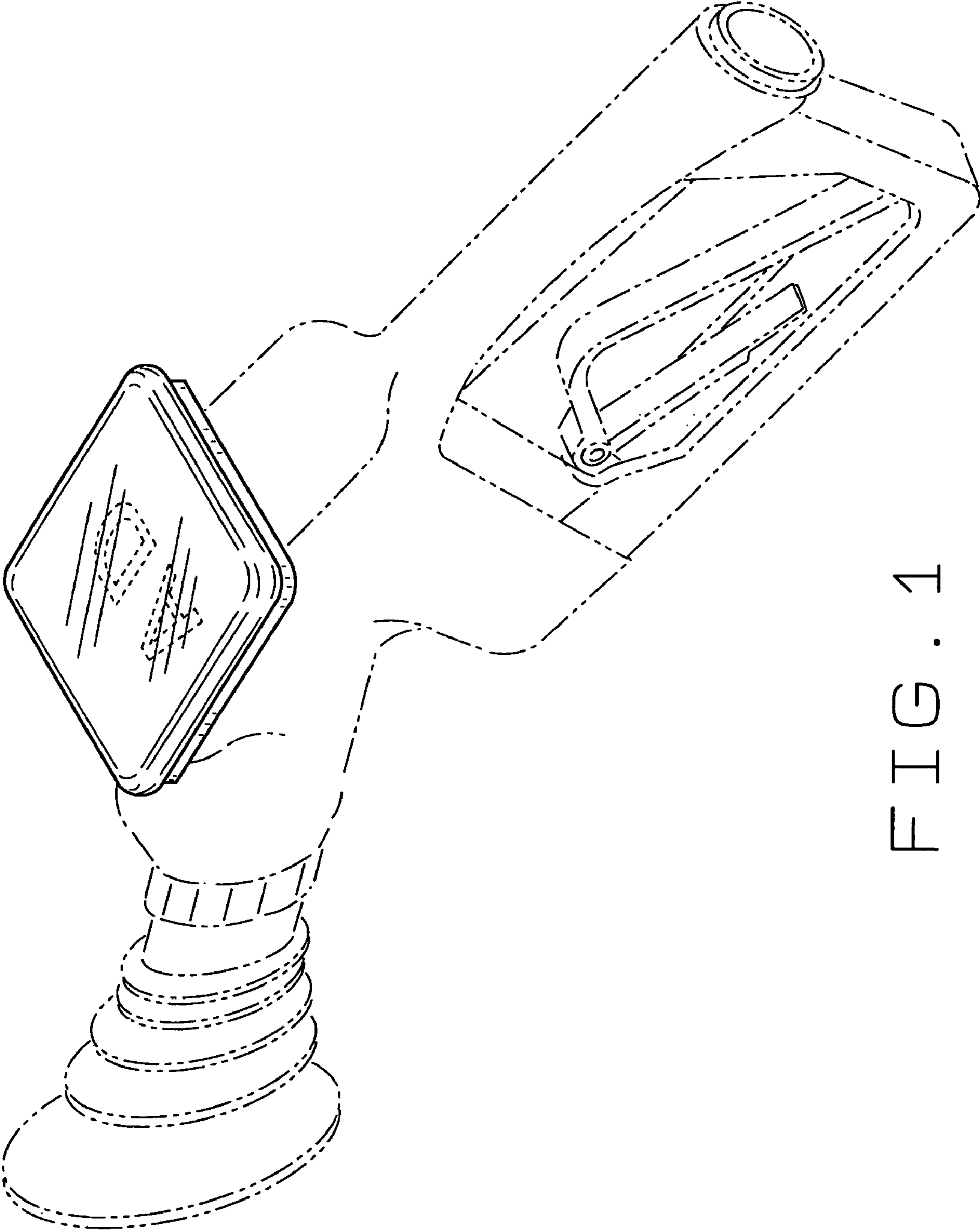


FIG. 1

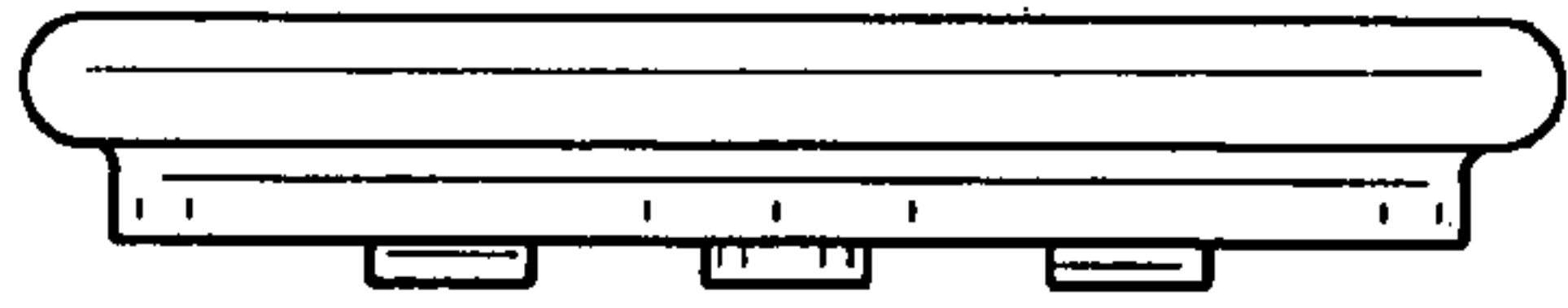


FIG. 2

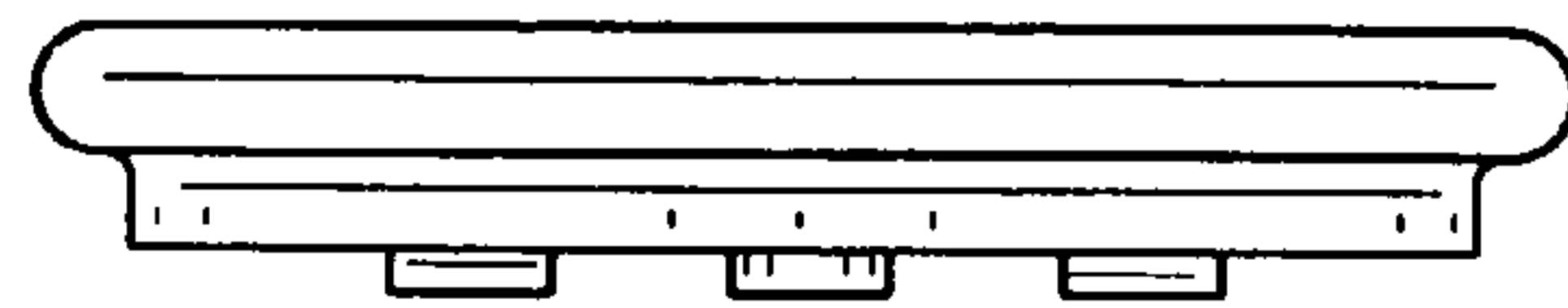


FIG. 3

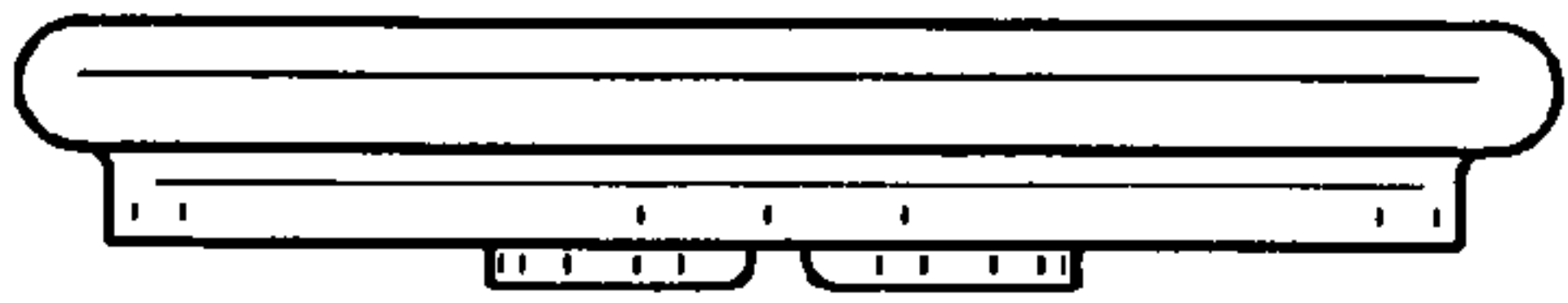


FIG. 4




FIG. 5




FIG. 6




FIG. 7