



US00D626594S

(12) **United States Design Patent**
Casciotti et al.

(10) **Patent No.:** **US D626,594 S**

(45) **Date of Patent:** **** Nov. 2, 2010**

(54) **TIP FOR A WRITING INSTRUMENT**

(75) Inventors: **David M. Casciotti**, Amsterdam, NY (US); **Joseph E. Achzet**, Gloversville, NY (US); **Jing Mahler**, Glenville, NY (US)

(73) Assignee: **Holland USA, Inc.**, North Mankato, MN (US)

(**) Term: **14 Years**

(21) Appl. No.: **29/352,968**

(22) Filed: **Dec. 30, 2009**

(51) **LOC (9) Cl.** **19-06**

(52) **U.S. Cl.** **D19/55**

(58) **Field of Classification Search** D19/35, D19/36, 41, 42, 43, 44, 45, 46, 47, 48, 49, D19/50, 51, 53, 54, 55, 56, 57; 24/11 F, 24/11 P, 11 R; 401/6, 52, 99, 100, 104, 105, 401/106, 107, 108, 109, 192, 195, 243, 244, 401/245, 246, 247

See application file for complete search history.

(56) **References Cited**

U.S. PATENT DOCUMENTS

D146,806 S * 5/1947 Moholy-Nagy D19/51
D190,262 S * 5/1961 Schier D19/49

D252,634 S * 8/1979 Fanella et al. D19/54
D438,245 S * 2/2001 Hollington et al. D19/50
D502,219 S * 2/2005 Shova et al. D19/57
D587,752 S * 3/2009 Shimizu D19/50

* cited by examiner

Primary Examiner—Elizabeth A Albert

Assistant Examiner—Karen E Eldridge Powers

(74) *Attorney, Agent, or Firm*—Dicke, Billig & Czaja, PLLC

(57) **CLAIM**

We claim the ornamental design for a tip for a writing instrument, as shown and described.

DESCRIPTION

FIG. 1 is a perspective view of a writing instrument showing our new design;

FIG. 2 is a front view of the same FIG. 1;

FIG. 3 is a back view of the same FIG. 1;

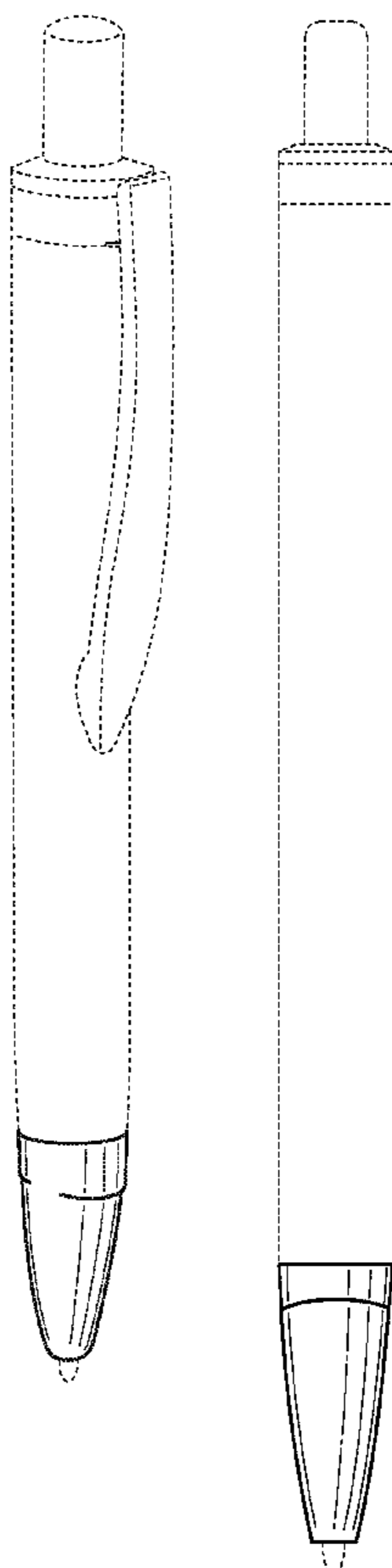
FIG. 4 is a right side view of the same FIG. 1, the left side view being a minor image of the right side view;

FIG. 5 is a top view of the same FIG. 1; and,

FIG. 6 is a bottom view of the same FIG. 1.

The broken lines shown in the drawings illustrate features of the article to which the design is applied that form no part of the claim.

1 Claim, 3 Drawing Sheets



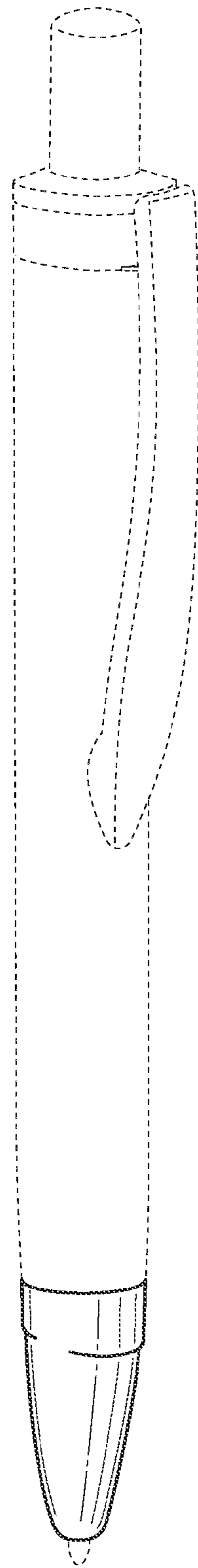


Fig. 1



Fig. 2



Fig. 3




Fig. 4

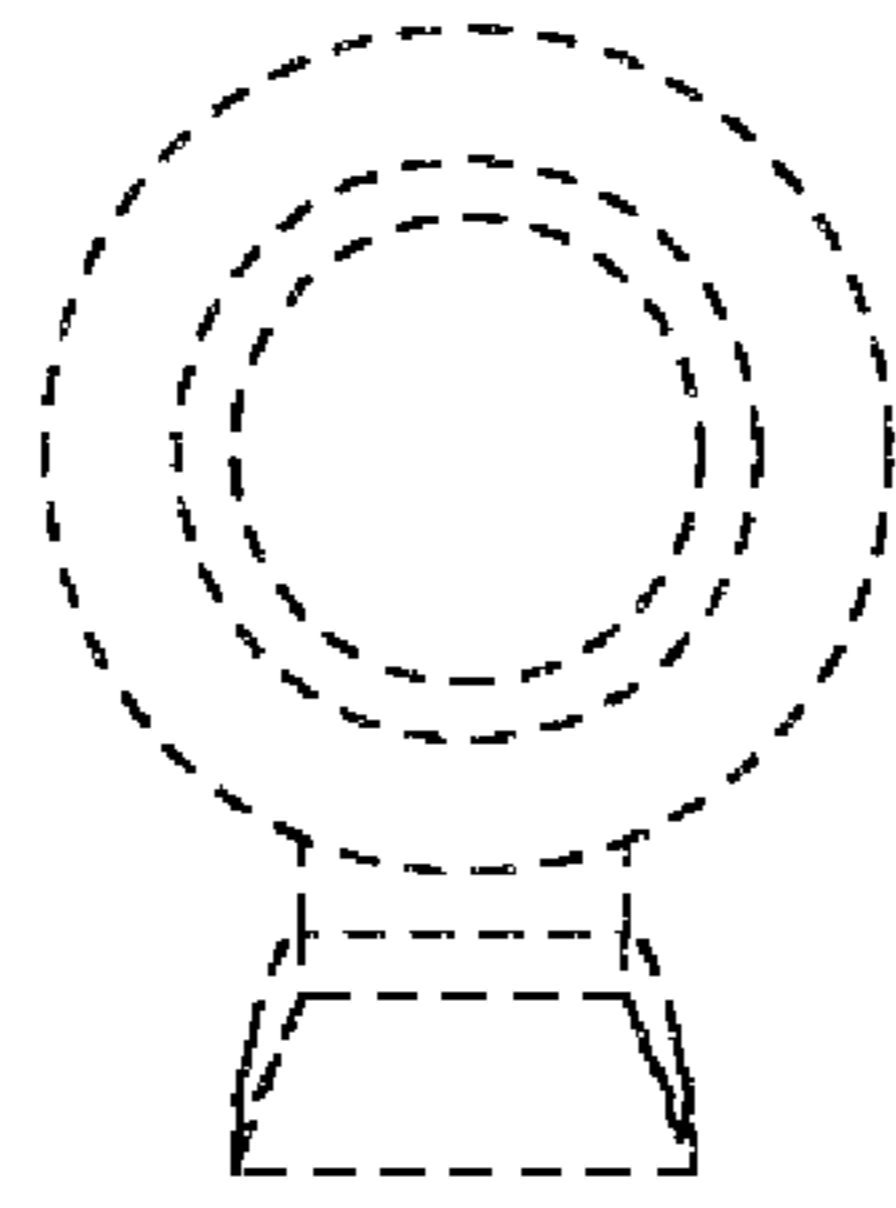


Fig. 5

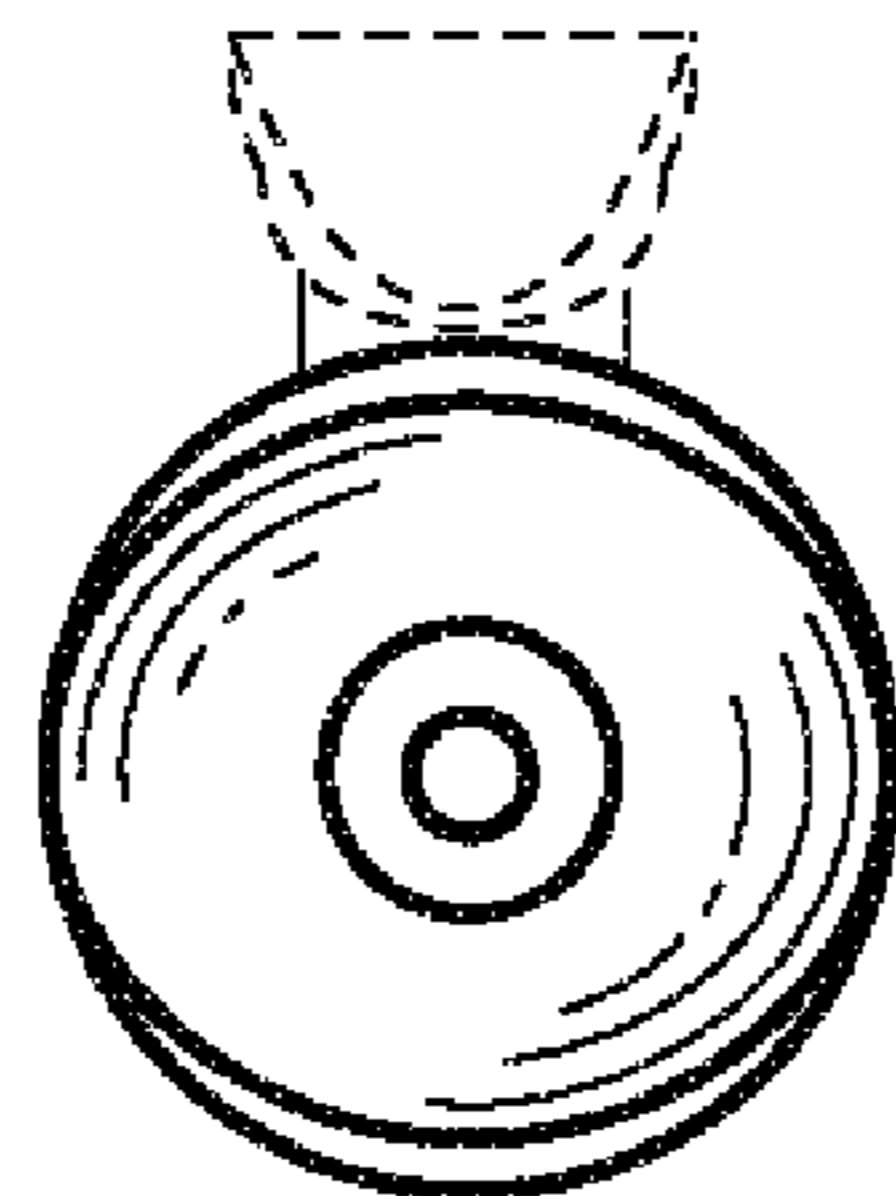


Fig. 6