



US00D626588S

(12) **United States Design Patent**
Kim et al.

(10) **Patent No.:** **US D626,588 S**

(45) **Date of Patent:** **** Nov. 2, 2010**

(54) **COPY MACHINE ATTACHED BY FUNCTION OF SCANNER AND PRINTER**

(75) Inventors: **Jong-Kyu Kim**, Seoul (KR); **Joon-Seok Kang**, Seoul (KR); **Yun-Gi Hong**, Kyunggi-do (KR)

(73) Assignee: **Samsung Electronics Co., Ltd.**, Kyunggi-do (KR)

(**) Term: **14 Years**

(21) Appl. No.: **29/313,583**

(22) Filed: **Jan. 23, 2009**

(51) **LOC (9) Cl.** **16-03**

(52) **U.S. Cl.** **D18/39**

(58) **Field of Classification Search** D18/36-41, D18/44-56; 222/DIG. 1; 271/3.14, 8.1, 271/226, 278; 355/97, 98; 358/1.1; 399/1-7, 399/16, 75, 81, 107, 130, 155, 361, 365, 399/381-383, 388

See application file for complete search history.

(56) **References Cited**

U.S. PATENT DOCUMENTS

D326,867 S	6/1992	Kwak	
D359,506 S	6/1995	Lee	
D378,218 S	2/1997	Hong et al.	
D433,439 S *	11/2000	Yoshida et al.	D18/36
D527,045 S	8/2006	Lim et al.	
D530,737 S	10/2006	Lim et al.	
D532,043 S	11/2006	Park et al.	
D536,372 S	2/2007	Lim et al.	
D537,866 S *	3/2007	Matsuda et al.	D18/39
D538,330 S *	3/2007	Hatanaka et al.	D18/39
D551,700 S	9/2007	Park et al.	
D552,170 S	10/2007	Kim et al.	
D555,195 S	11/2007	Park et al.	
D555,722 S	11/2007	Bae et al.	
D556,253 S	11/2007	Hong et al.	
D556,822 S	12/2007	Hong et al.	
D558,261 S	12/2007	Hong et al.	
D558,262 S	12/2007	Hong et al.	

D558,820 S	1/2008	Hong et al.	
D561,248 S	2/2008	Lee et al.	
D561,824 S	2/2008	Park et al.	
D562,378 S	2/2008	Kim et al.	
D573,177 S *	7/2008	Isogai et al.	D18/39
D573,178 S	7/2008	Lee et al.	
D573,179 S	7/2008	Bae et al.	
D577,763 S *	9/2008	Hidaka et al.	D18/39
D580,483 S	11/2008	Park et al.	
D581,976 S	12/2008	Park et al.	
D584,344 S	1/2009	Lee et al.	

(Continued)

OTHER PUBLICATIONS

U.S. Appl. No. 29/294,097, Applicant: Hee-Yul Kim, et al., filed Dec. 21, 2007 entitled Laser Printer.

(Continued)

Primary Examiner—Garth Rademaker
(74) *Attorney, Agent, or Firm*—Flynn, Thiel, Boutell & Tanis, P.C.

(57) **CLAIM**

The ornamental design for a copy machine attached by function of scanner and printer, as shown and described.

DESCRIPTION

FIG. 1 is a top front perspective view of a copy machine attached by function of scanner and printer showing our new design;

FIG. 2 is a front elevational view thereof;

FIG. 3 is a rear elevational view thereof;

FIG. 4 is a left side elevational view thereof;

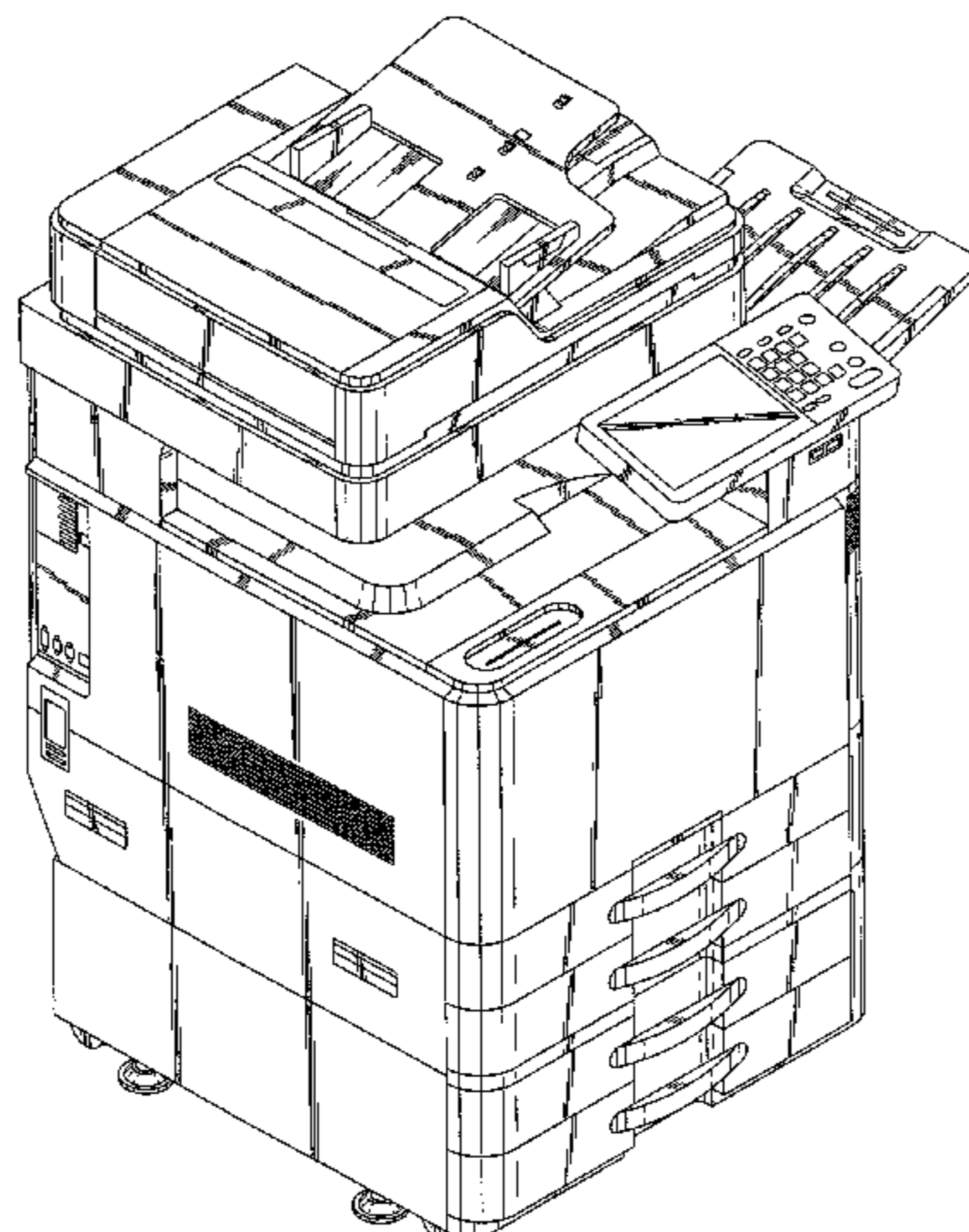
FIG. 5 is a right side elevational view thereof;

FIG. 6 is a top plan view thereof; and,

FIG. 7 is a bottom plan view thereof.

The broken lines depict environmental subject matter only and form no part of the claimed design.

1 Claim, 7 Drawing Sheets



U.S. PATENT DOCUMENTS

D584,347 S 1/2009 Hong et al.
D584,348 S 1/2009 Boo et al.
D586,385 S 2/2009 Kim et al.
2005/0175371 A1* 8/2005 Kunugi 399/107
2006/0033969 A1* 2/2006 Ishio 358/498

OTHER PUBLICATIONS

U.S. Appl. No. 29/294,093, Applicant: Hee-Yul Kim, et al., filed Dec. 21, 2007 entitled Laser Printer.
U.S. Appl. No. 29/293,252, Applicant: Ji-Sang Park, et al., filed Nov. 13, 2007 entitled Color Laser Printer.

U.S. Appl. No. 29/307,999, Applicant: Son-Young Lee, et al., filed May 22, 2008 entitled Laser Printer.

U.S. Appl. No. 29/308,001, Applicant: Kyong-Hwan Kim, et al., filed May 22, 2008 entitled Color Laser Printer.

U.S. Appl. No. 29/308,018, Applicant: Kyong-Hwan Kim, et al., filed May 22, 2008 entitled Laser Printer.

U.S. Appl. No. 29/308,000, Applicant: Kyong-Hwan Kim, et al., filed May 22, 2008 entitled Laser Printer.

U.S. Appl. No. 29/310,435, Applicant: Jasper Morrison, et al., filed Aug. 15, 2008 entitled Color Laser Printer.

* cited by examiner

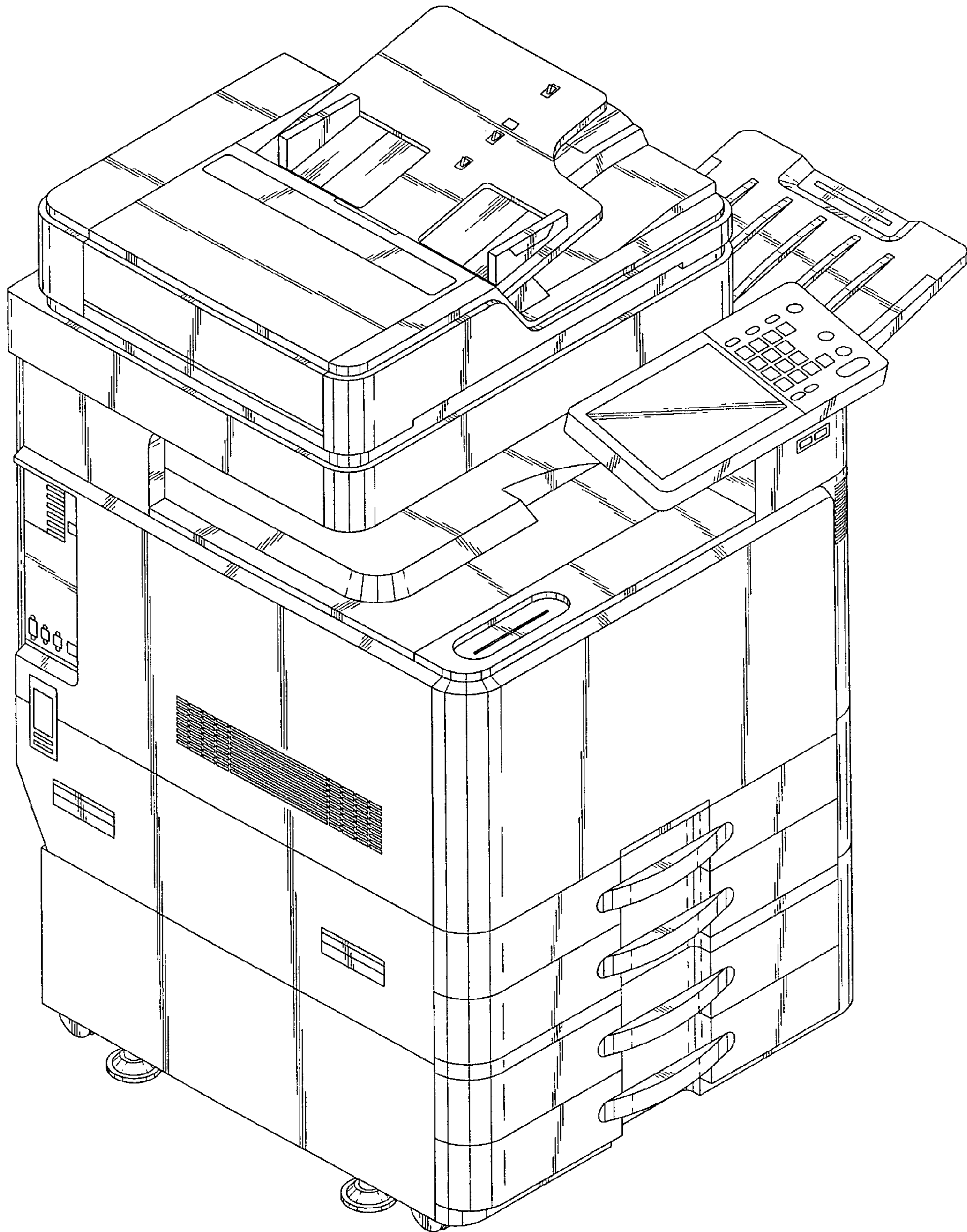


FIG. 1

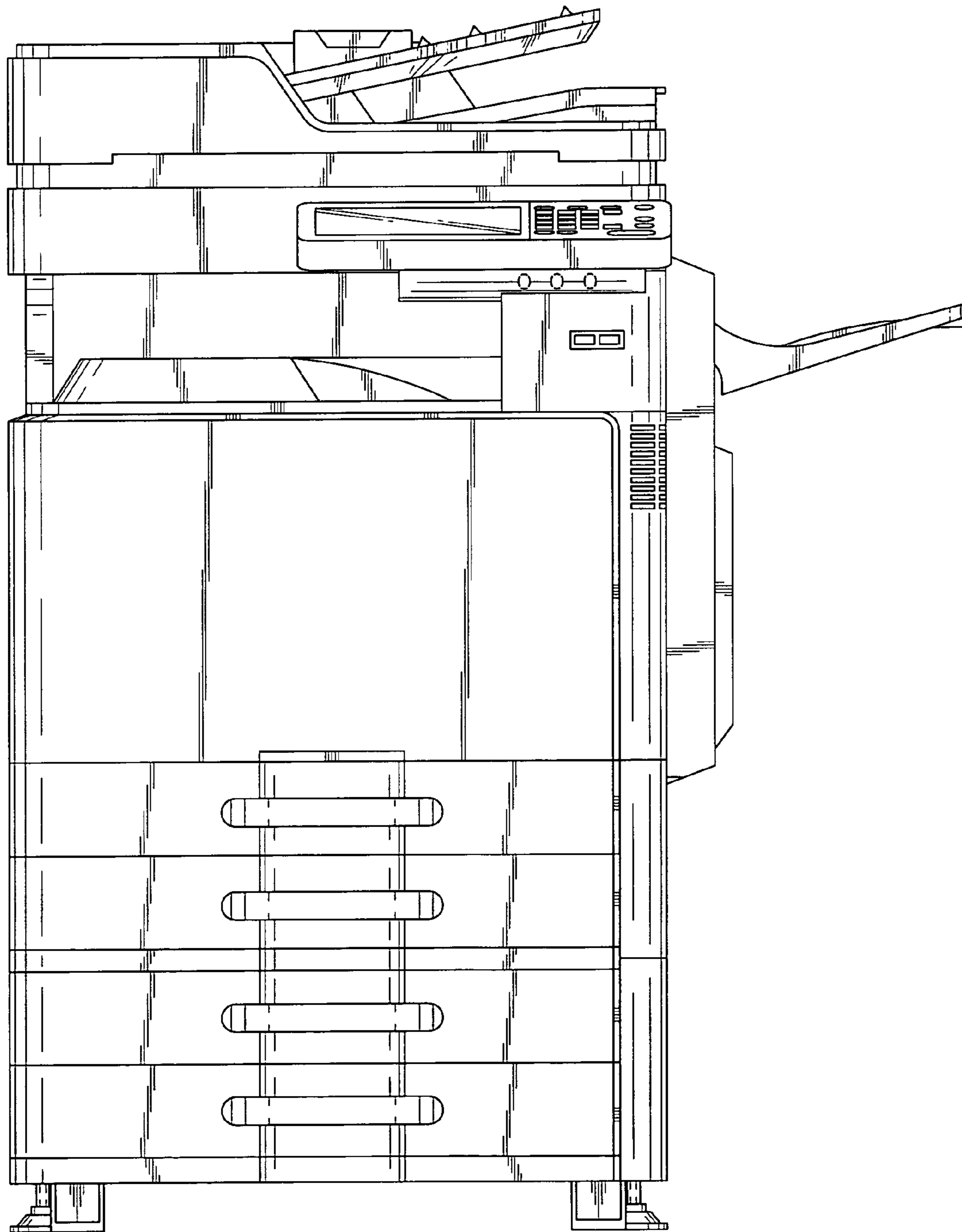


FIG. 2

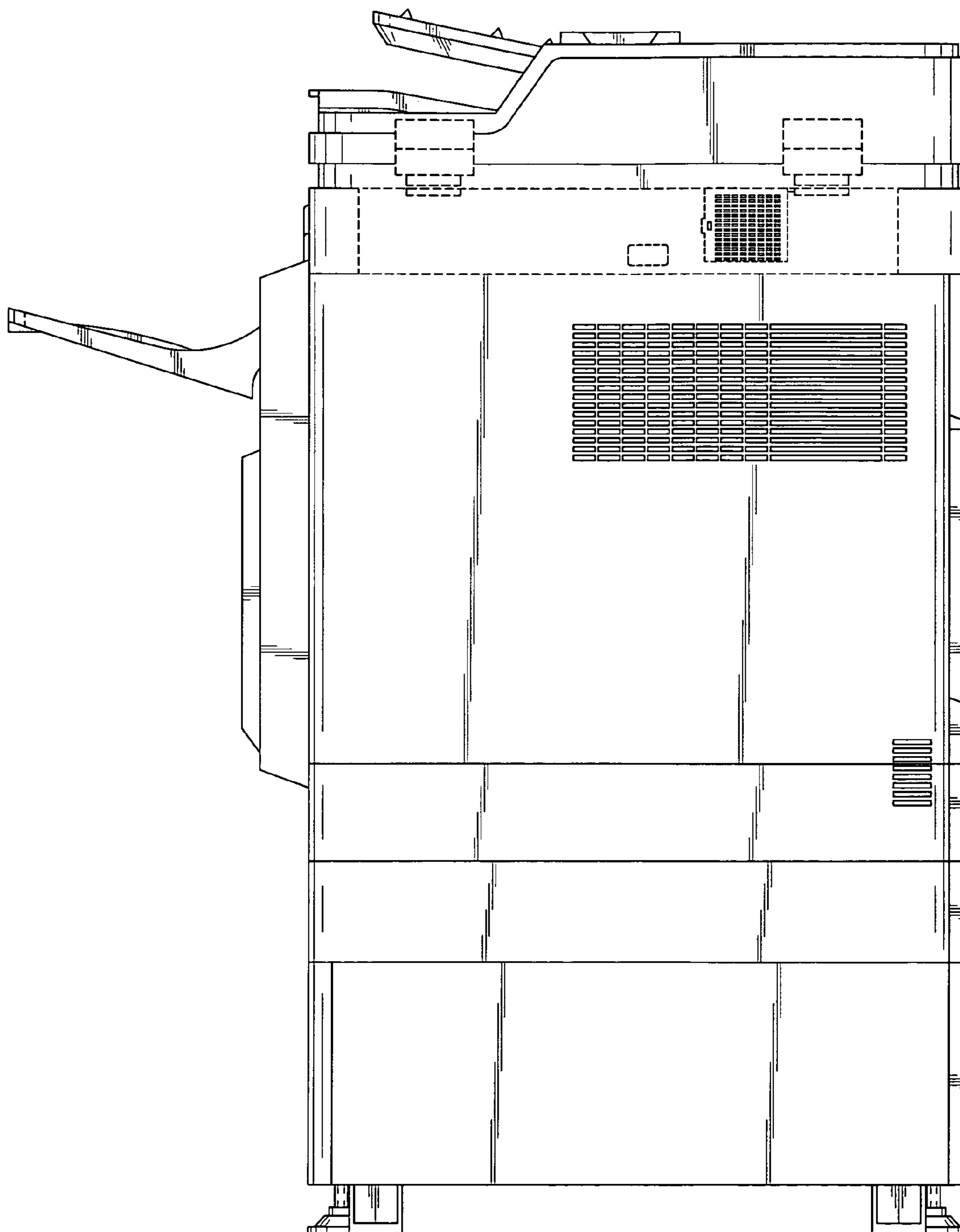


FIG. 3

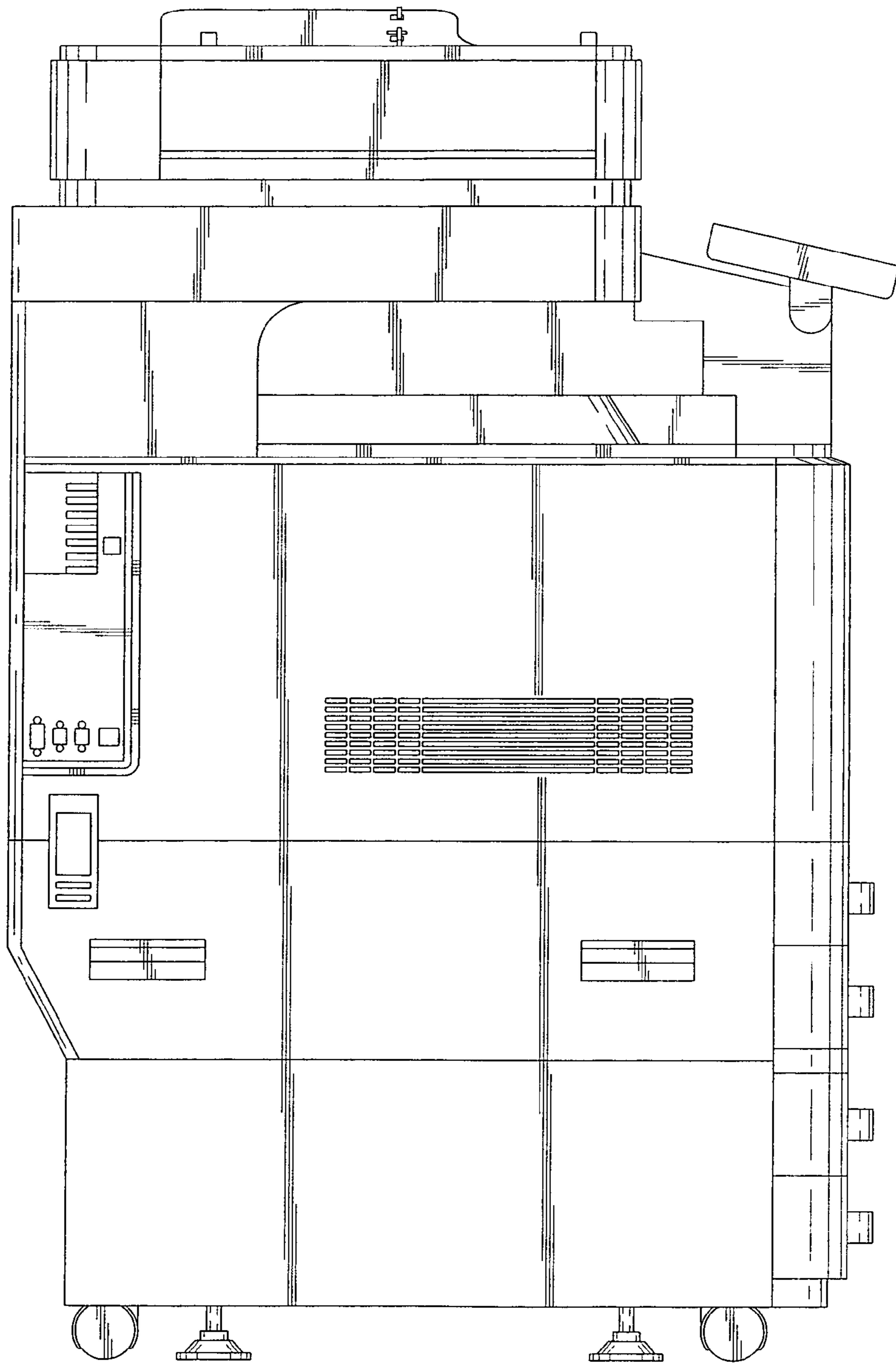


FIG. 4

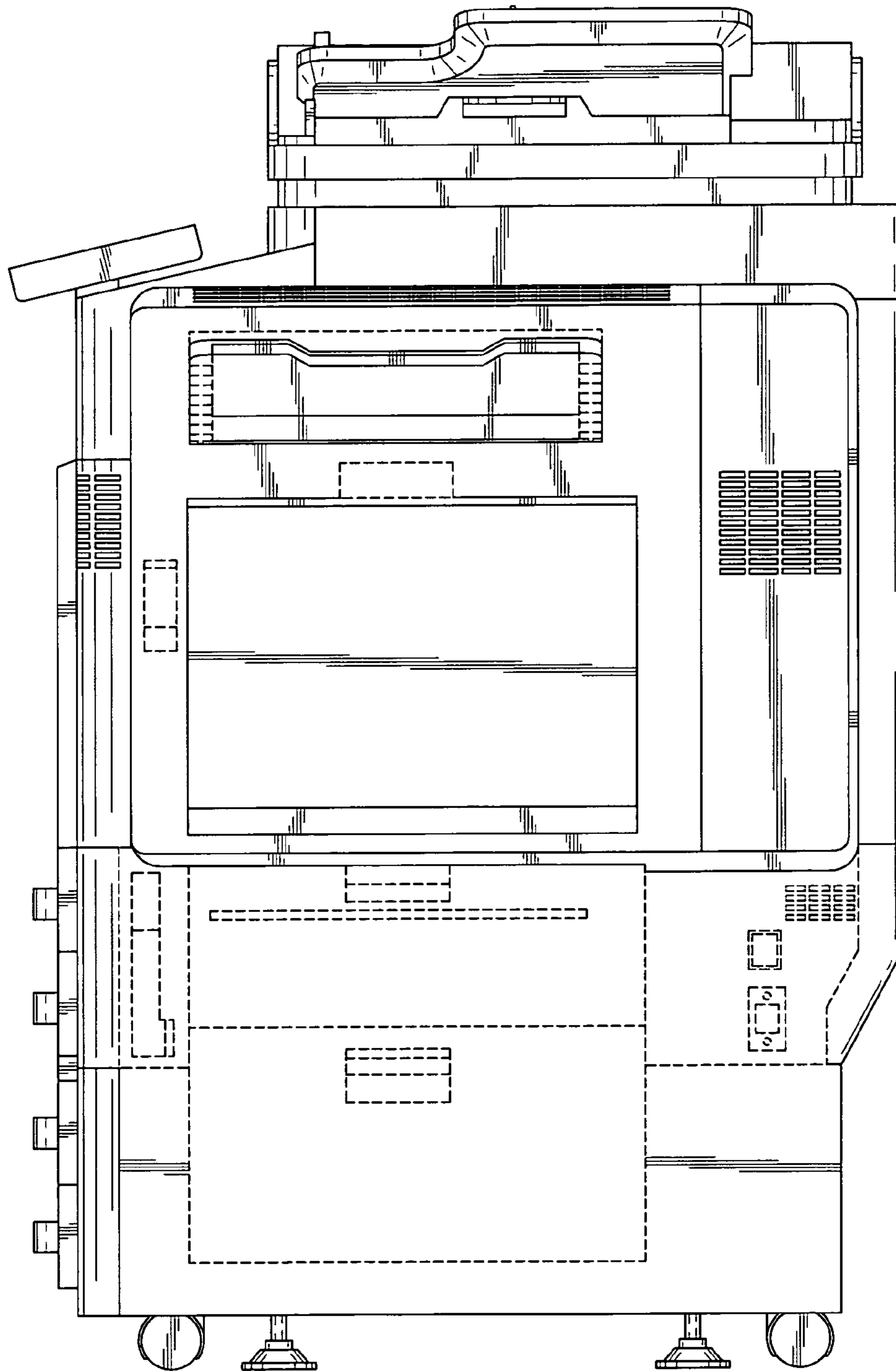


FIG. 5

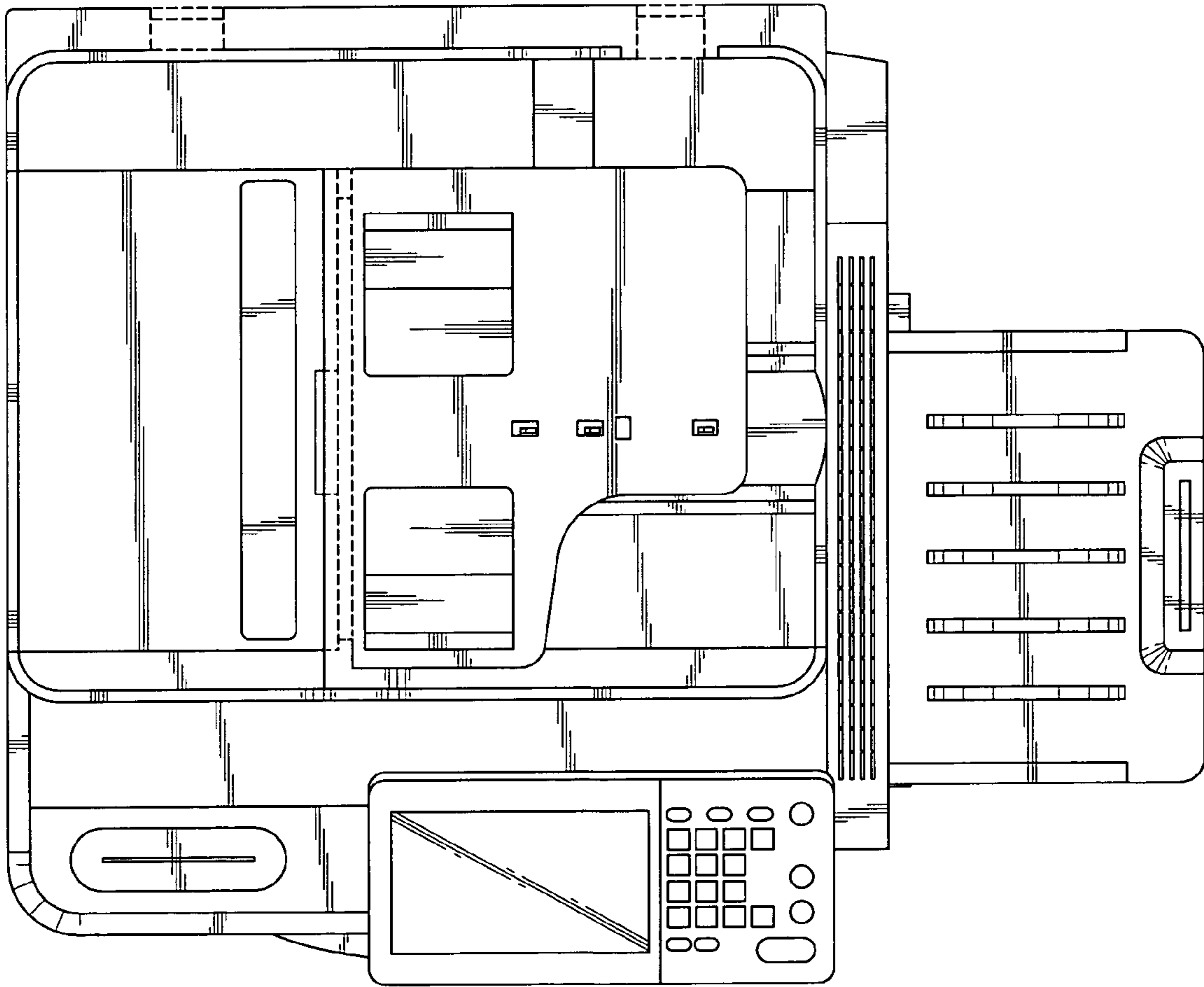


FIG. 6

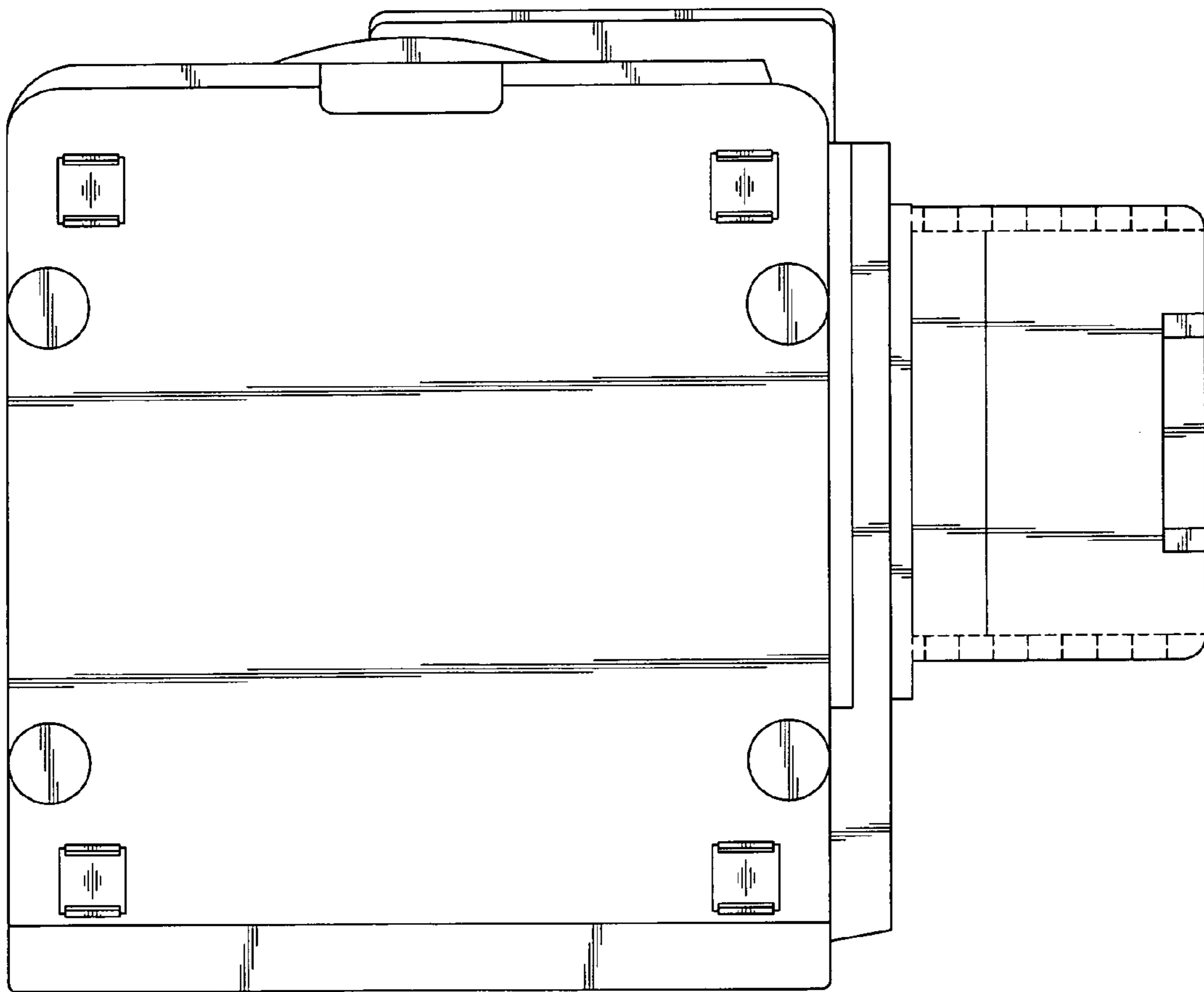


FIG. 7