



US00D626584S

(12) **United States Design Patent**  
**Jacob**

(10) **Patent No.:** **US D626,584 S**

(45) **Date of Patent:** **\*\* Nov. 2, 2010**

(54) **GUITAR HEADSTOCK**

(76) **Inventor:** **Bruce Jacob**, 8644 Water Fall Dr.,  
Laurel, MD (US) 20723

(\*\*) **Term:** **14 Years**

(21) **Appl. No.:** **29/337,367**

(22) **Filed:** **May 20, 2009**

(51) **LOC (9) Cl.** ..... **17-03**

(52) **U.S. Cl.** ..... **D17/20**

(58) **Field of Classification Search** ..... D17/14,  
D17/18-20; 84/7, 9, 173, 267, 268, 290-293  
See application file for complete search history.

(56) **References Cited**

U.S. PATENT DOCUMENTS

D300,638	S	*	4/1989	Carriveau	.....	D17/20
4,852,450	A	*	8/1989	Novak	.....	84/314 R
D475,396	S	*	6/2003	Coppola	.....	D17/14
D486,175	S	*	2/2004	Villalba	.....	D17/14
D499,757	S	*	12/2004	Hoffman	.....	D17/14
D512,453	S	*	12/2005	Dawson et al.	.....	D17/20
D540,847	S	*	4/2007	Norsworthy	.....	D17/19

D553,180	S	*	10/2007	Cook	.....	D17/14
D566,748	S	*	4/2008	Rico	.....	D17/20
D578,563	S	*	10/2008	Peavey et al.	.....	D17/20
D583,406	S	*	12/2008	Pietri-Collado	.....	D17/14

\* cited by examiner

*Primary Examiner*—Ian Simmons

*Assistant Examiner*—Rashida Johnson

(74) *Attorney, Agent, or Firm*—Timothy P. Monaghan, Esq

(57) **CLAIM**

I claim the ornamental design for a guitar headstock, as shown and described.

**DESCRIPTION**

FIG. 1 is a front view of the guitar headstock showing my new design;

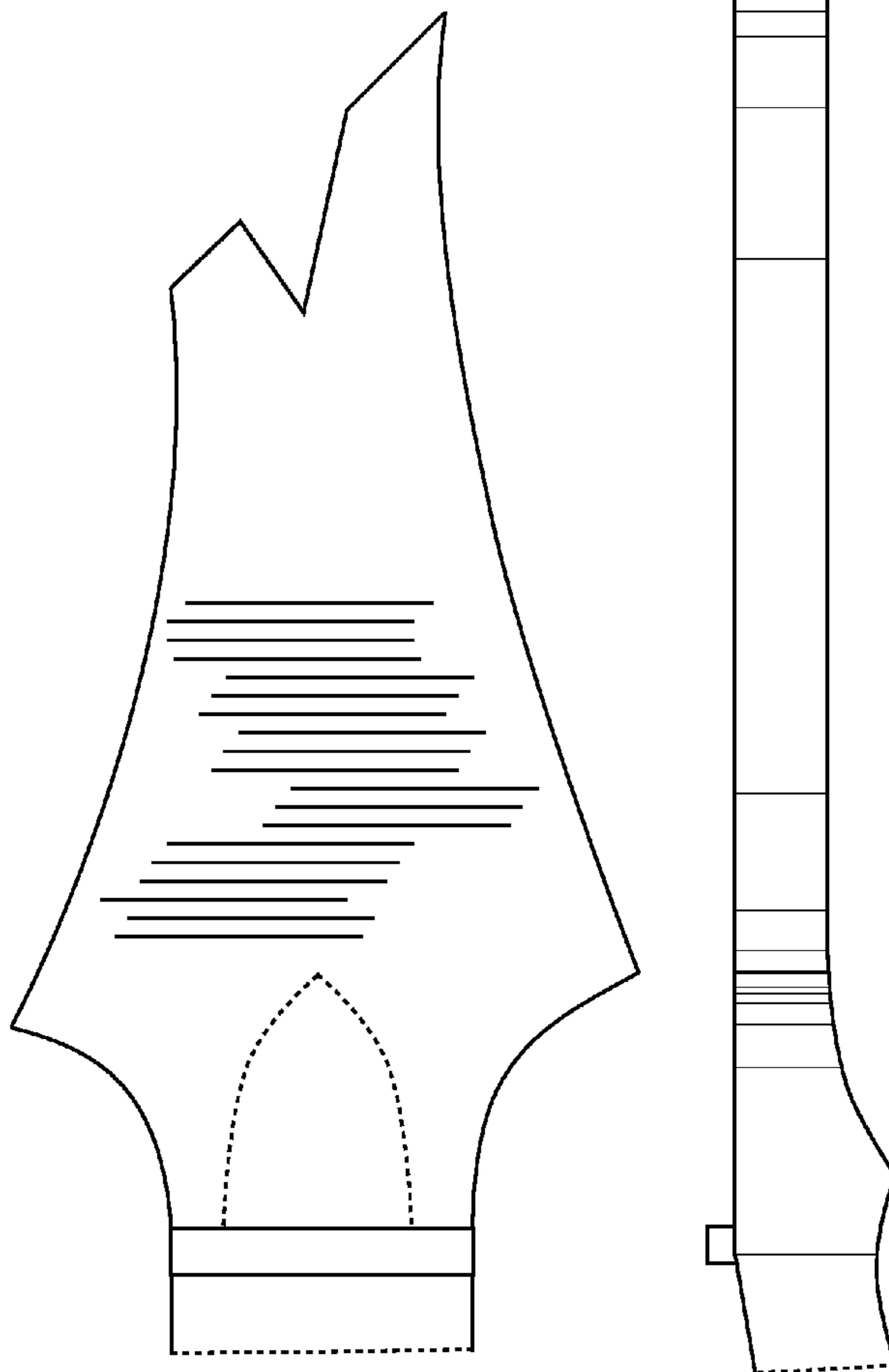
FIG. 2 is a right-side view;

FIG. 3 is a back view; and,

FIG. 4 is a left-side view.

The broken, dashed lines in the figures form no part of the claimed design and are only for illustrative purposes.

**1 Claim, 2 Drawing Sheets**



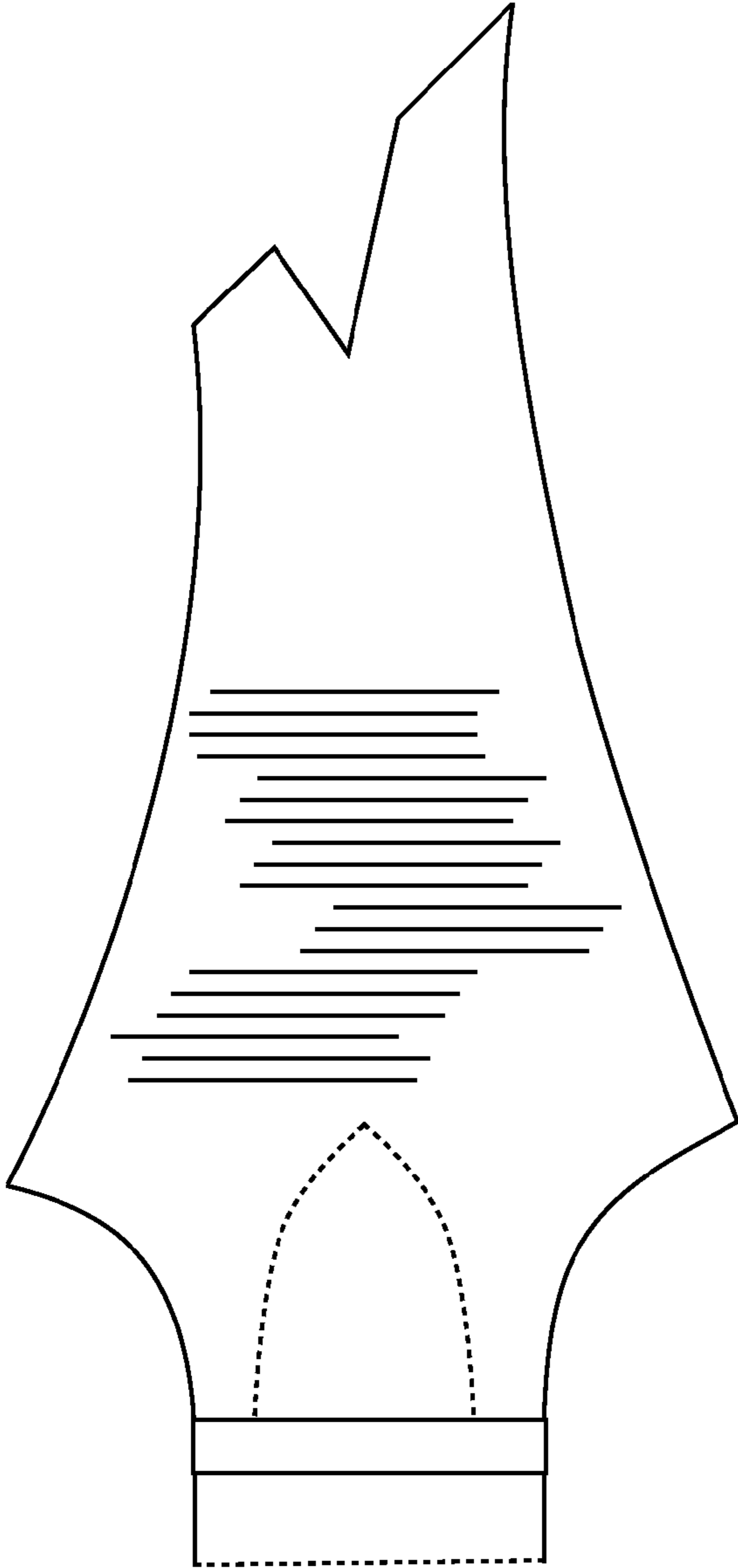


FIG. 1




FIG. 2

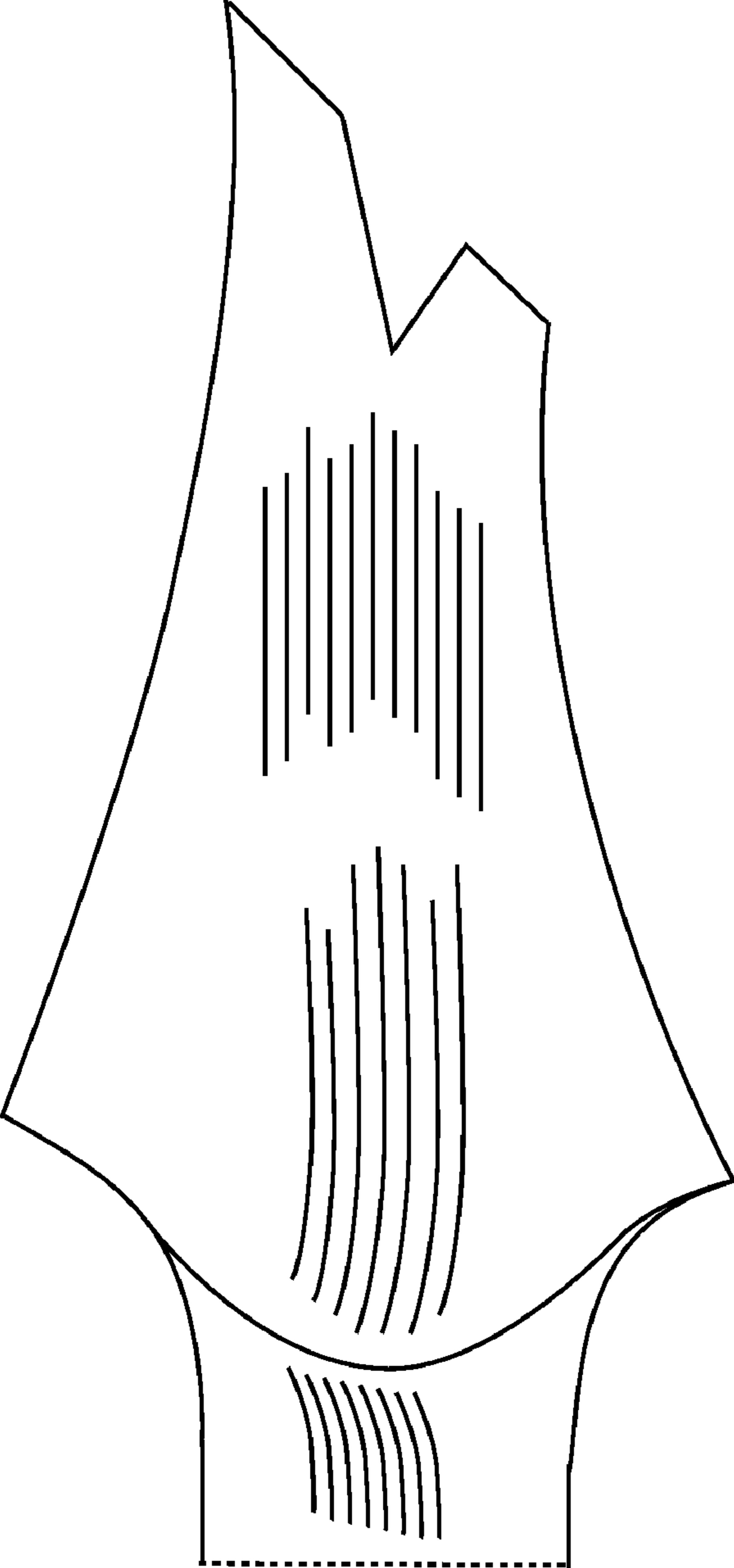


FIG. 3




FIG. 4