



US00D626579S

(12) **United States Design Patent**  
**Oonuma et al.**

(10) **Patent No.:** **US D626,579 S**

(45) **Date of Patent:** **\*\* Nov. 2, 2010**

(54) **ELECTRON MICROSCOPE**

(75) Inventors: **Mitsuru Oonuma**, Tokyo (JP); **Akira Omachi**, Komae (JP); **Masahiko Ajima**, Hitachinaka (JP); **Tomohisa Ohtaki**, Hitachinaka (JP)

(73) Assignee: **Hitachi High-Technologies Corporation**, Tokyo (JP)

(\*\*) Term: **14 Years**

(21) Appl. No.: **29/356,738**

(22) Filed: **Mar. 2, 2010**

(30) **Foreign Application Priority Data**

Sep. 30, 2009 (JP) ..... 2009-022637

(51) **LOC (9) Cl.** ..... **16-06**

(52) **U.S. Cl.** ..... **D16/131**

(58) **Field of Classification Search** ..... D16/130, D16/131, 221, 234; D24/186, 232, 216; D7/390; D10/81; D13/184; 250/311; 359/383, 359/384, 385, 389, 390, 368, 370, 371, 372  
See application file for complete search history.

(56) **References Cited**

**U.S. PATENT DOCUMENTS**

D141,832 S *	4/1945	Holley .....	D16/131
2,424,791 A *	7/1947	Bachman et al .....	250/311
D172,780 S *	8/1954	Briskin et al. ....	D16/234
D173,282 S *	10/1954	Pike .....	D16/131
D182,583 S *	4/1958	Goldberg .....	D16/234
D182,698 S *	4/1958	Wells .....	D13/184
3,202,047 A *	8/1965	Lawler .....	359/384
3,551,019 A *	12/1970	Kurt .....	356/326
D223,669 S *	5/1972	Nishino .....	D16/131

D225,580 S *	12/1972	Reinecke .....	D24/186
4,210,384 A *	7/1980	Meyer et al. ....	359/363
D299,861 S *	2/1989	Hunsdale et al. ....	D24/186
4,812,029 A *	3/1989	Onanhian .....	359/383
D303,267 S *	9/1989	Takahashi et al. ....	D16/131
D332,616 S *	1/1993	Hashimoto et al. ....	D16/131
D491,272 S *	6/2004	Alden et al. ....	D24/216
D516,121 S *	2/2006	Suzuki et al. ....	D18/55
D527,464 S *	8/2006	Ina et al. ....	D24/232
7,321,462 B2 *	1/2008	Yamamoto .....	359/390
D574,280 S *	8/2008	Wakamatsu et al. ....	D10/81
D591,864 S *	5/2009	Schmidt .....	D24/216
D607,569 S *	1/2010	Yukikado et al. ....	D24/186

\* cited by examiner

*Primary Examiner*—Paula Greene

(74) *Attorney, Agent, or Firm*—Antonelli, Terry, Stout & Kraus, LLP.

(57) **CLAIM**

We claim the ornamental design for an electron microscope, as shown and described.

**DESCRIPTION**

FIG. 1 is a front, top and right side perspective view of an electron microscope showing our new design;

FIG. 2 is a front elevational view thereof;

FIG. 3 is a rear elevational view thereof;

FIG. 4 is a left side elevational view thereof;

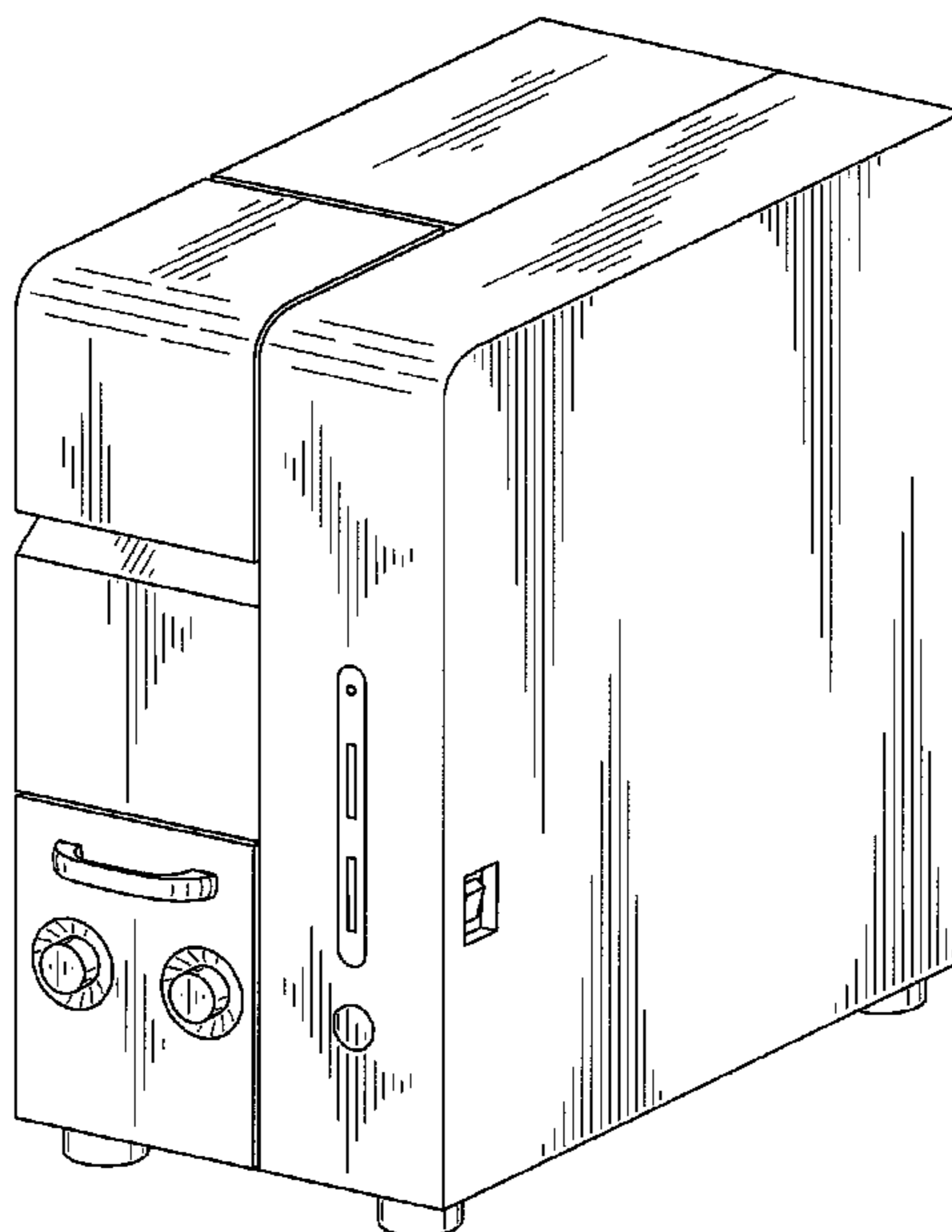
FIG. 5 is a right side elevational view thereof;

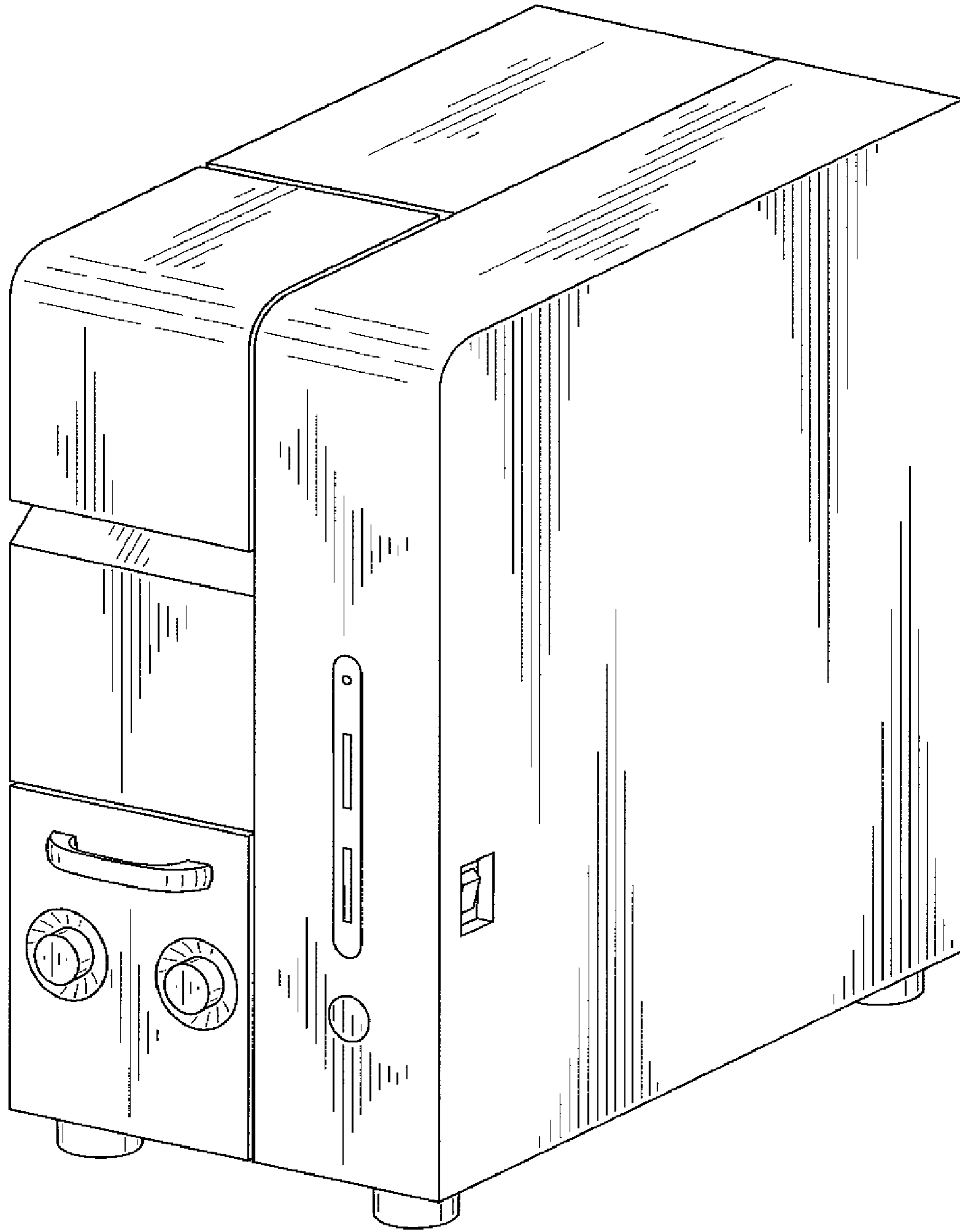
FIG. 6 is a top plan view thereof; and,

FIG. 7 is a bottom plan view thereof.

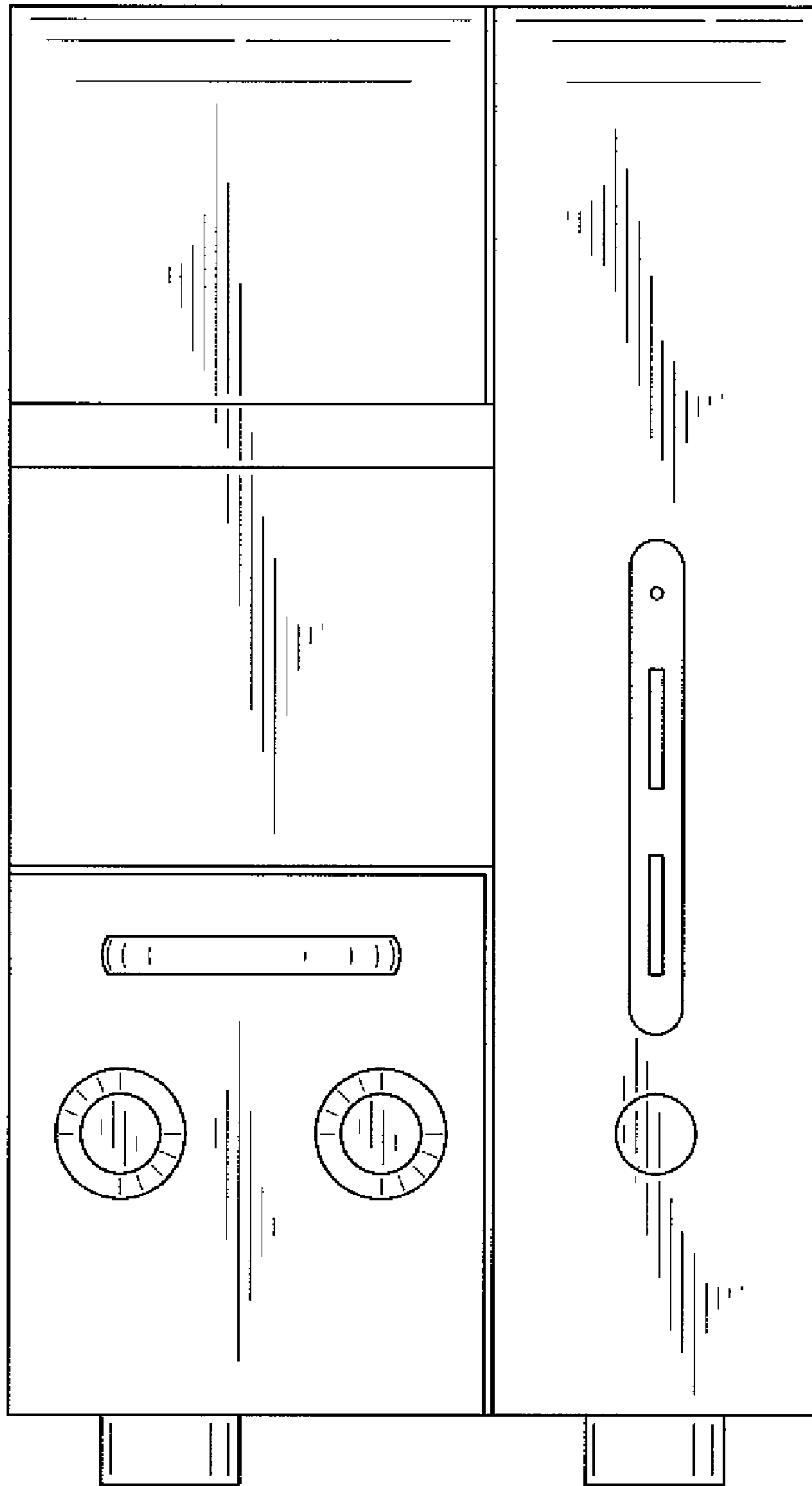
The broken lines form no part of the claimed design.

**1 Claim, 7 Drawing Sheets**





*FIG. 1*



**FIG. 2**

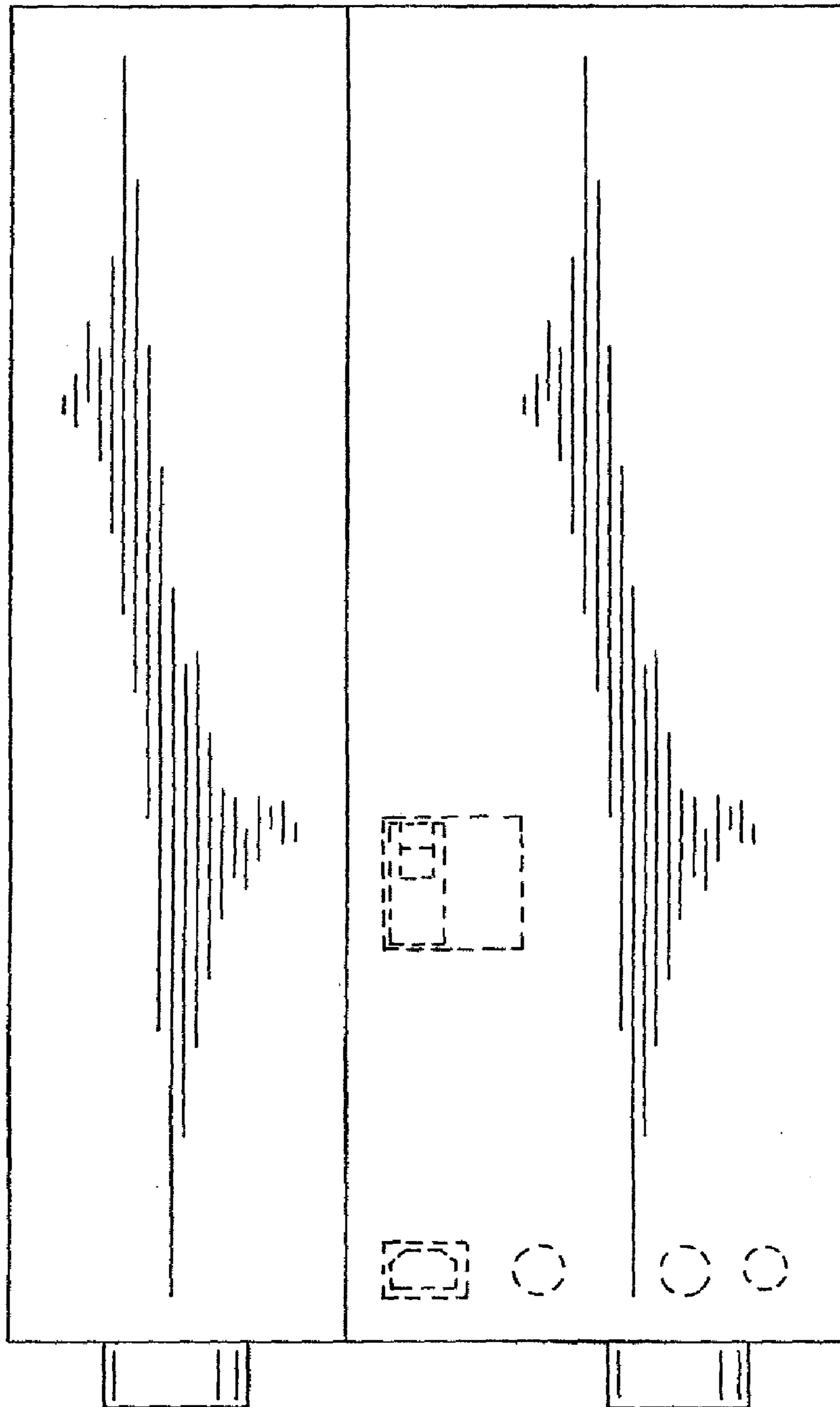


FIG. 3

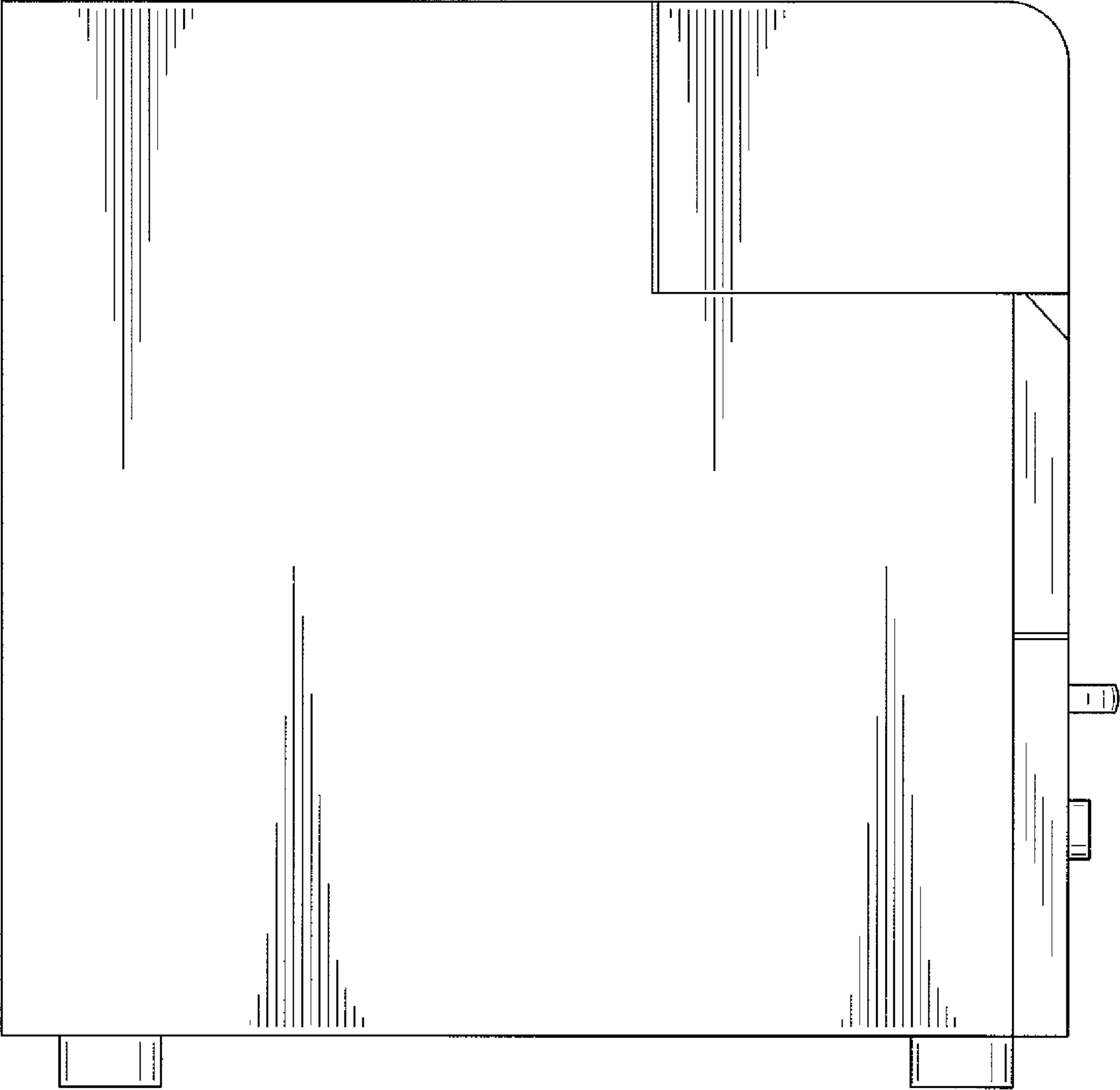


FIG. 4

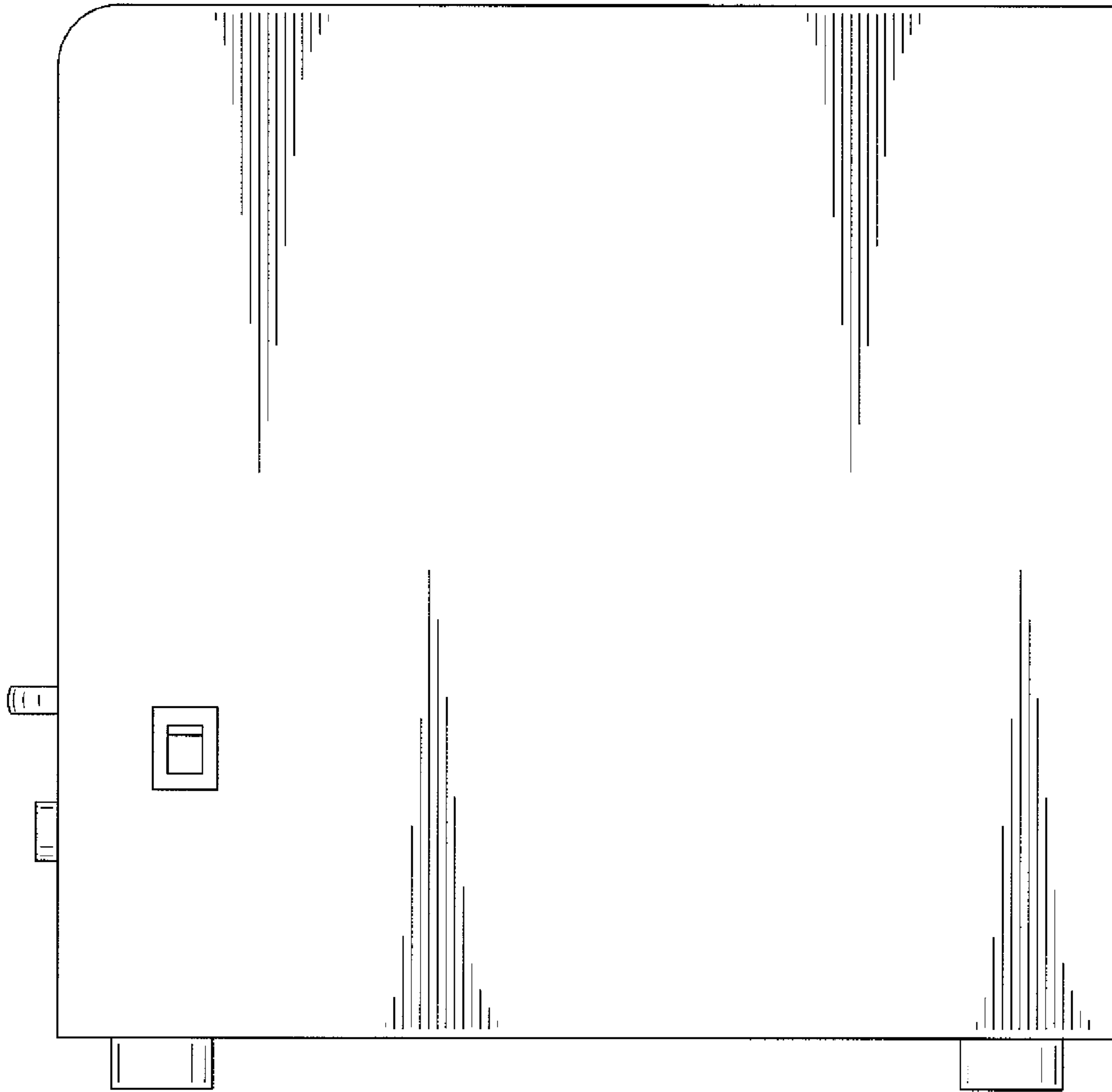
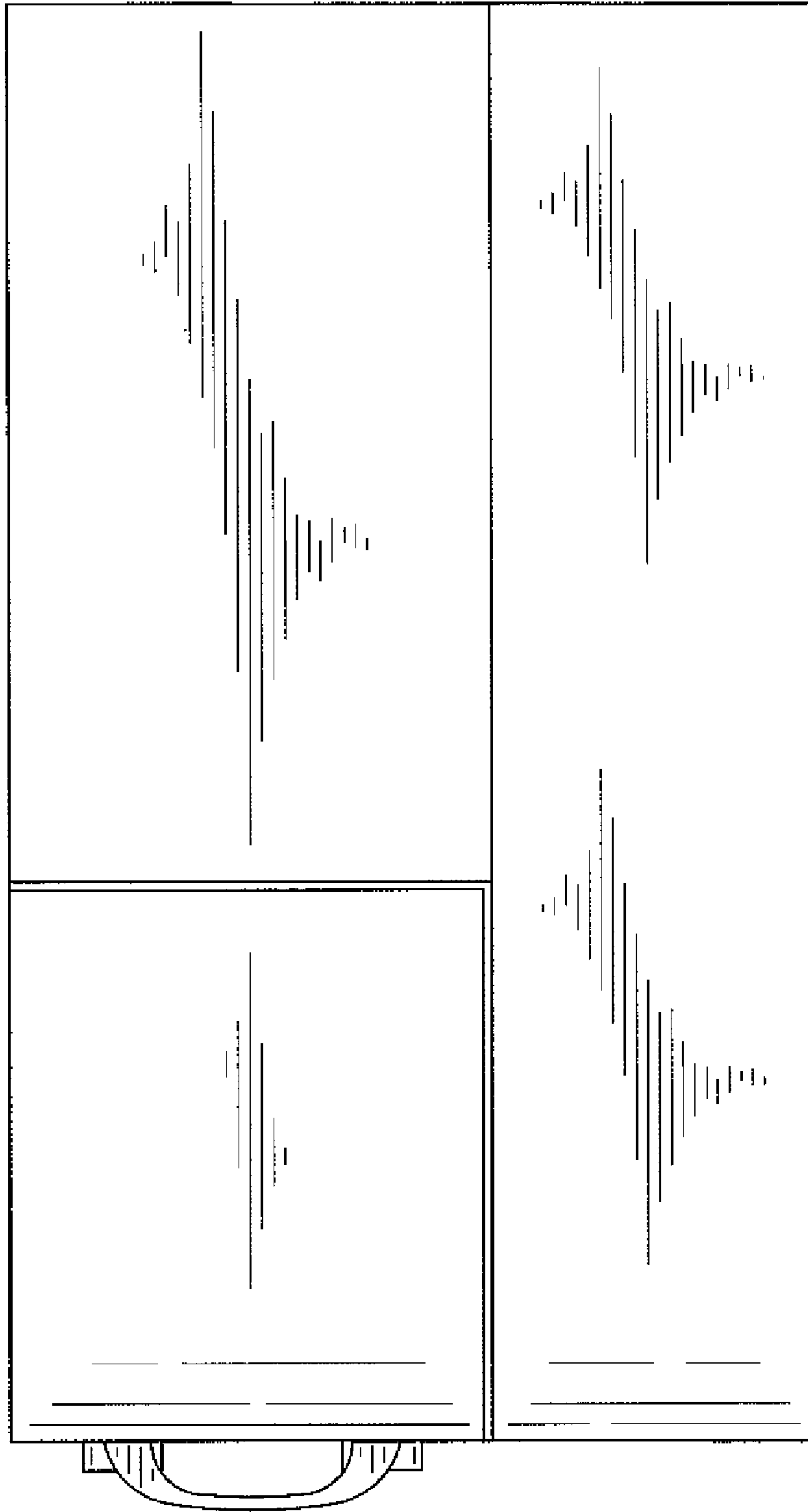
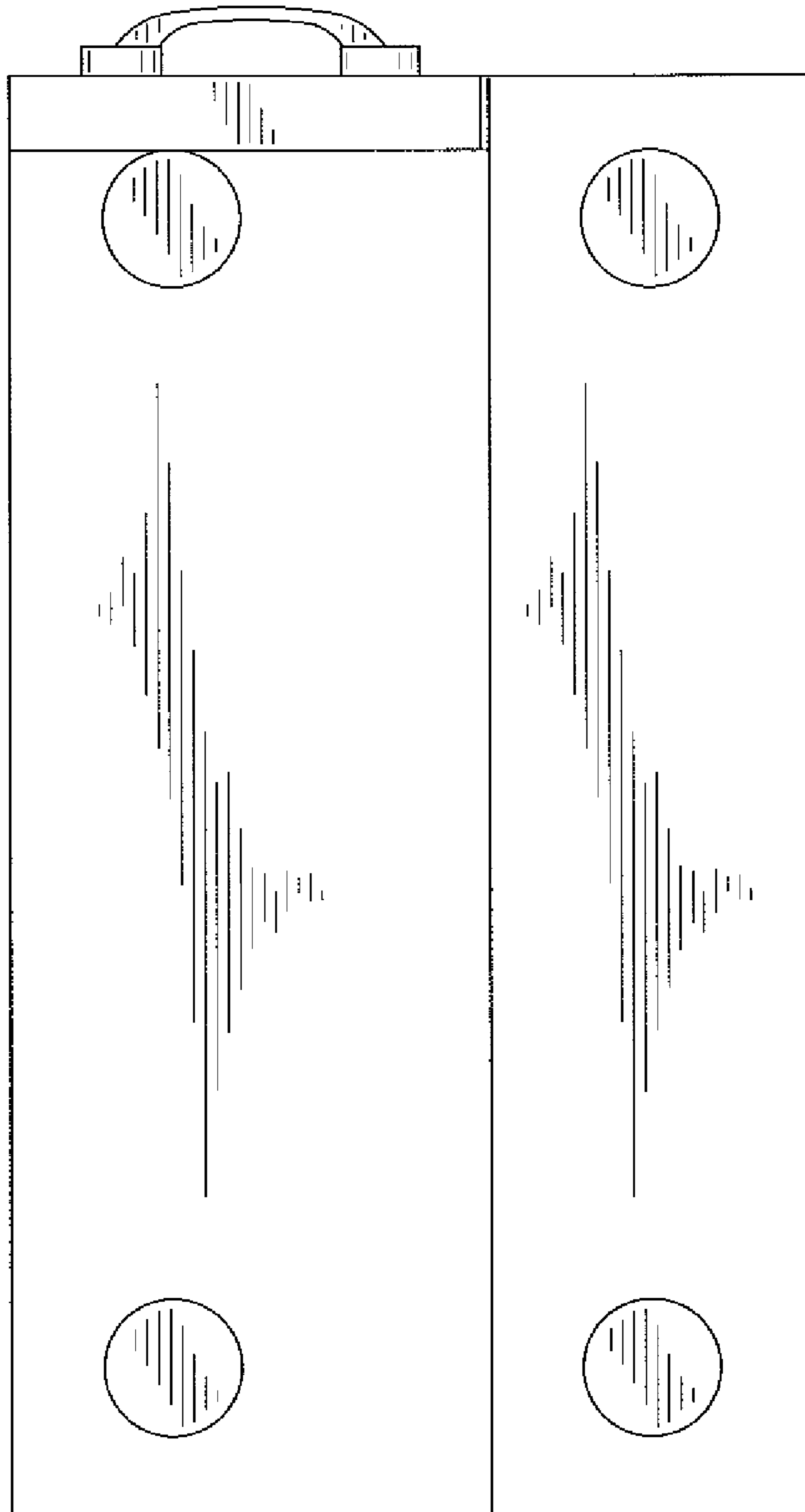


FIG. 5



**FIG. 6**



*FIG. 7*